



LIFE AND ACCIDENT AND HEALTH COMPANIES – ASSOCIATION EDITION

QUARTERLY STATEMENT

AS OF MARCH 31, 2018
OF THE CONDITION AND AFFAIRS OF THE

BRIGHOUSE LIFE INSURANCE COMPANY OF NY

NAIC Group Code 0241 (Current) 0241 (Prior) NAIC Company Code 60992 Employer's ID Number 13-3690700

Organized under the Laws of New York State of Domicile or Port of Entry New York
Country of Domicile United States of America
Incorporated/Organized 12/31/1992 Commenced Business 03/12/1993
Statutory Home Office 285 Madison Avenue New York, NY 10017
Main Administrative Office 285 Madison Avenue New York, NY 10017
Mail Address 18205 Crane Nest Drive, 5th Floor Tampa, FL 33647
Primary Location of Books and Records 18205 Crane Nest Drive, 5th Floor Tampa, FL 33647
Internet Web Site Address www.brighthousefinancial.com
Statutory Statement Contact Timothy Lashoan Shaw 980-949-4100
tshaw1@brighthousefinancial.com 813-983-5962

OFFICERS

Chairman of the Board, President and Chief Executive Officer PETER MARTIN CARLSON
Vice President and Secretary DANIEL BURT ARRINGTON
Vice President and Treasurer JIN SEUNG CHANG

OTHER

LYNN ANN DUMAIS
Vice President and Chief Financial Officer

DIRECTORS OR TRUSTEES

KIMBERLY ANN BERWANGER NORSE NOVAR BLAZZARD DAVID WILLIAM CHAMBERLIN
RICHARD ANDREW HEMMINGS CONOR ERNAN MURPHY MAYER nmn NAIMAN
RICHARD CARL PEARSON

State of North Carolina
County of Mecklenburg } SS

The officers of this reporting entity being duly sworn, each depose and say that they are the described officers of said reporting entity, and that on the reporting period stated above, all of the herein described assets were the absolute property of the said reporting entity, free and clear from any liens or claims thereon, except as herein stated, and that this statement, together with related exhibits, schedules and explanations therein contained, annexed or referred to, is a full and true statement of all the assets and liabilities and of the condition and affairs of the said reporting entity as of the reporting period stated above, and of its income and deductions there from for the period ended, and have been completed in accordance with the NAIC Quarterly Statement Instructions and Accounting Practices and Procedures manual except to the extent that; (1) state law may differ; or, (2) that state rules or regulations require differences in reporting not related to accounting practices and procedures, according to the best of their information, knowledge and belief, respectively. Furthermore, the scope of this attestation by the described officers also includes the related corresponding electronic filing with the NAIC, when required, that is an exact copy (except for formatting differences due to electronic filing) of the enclosed statement. The electronic filing may be requested by various regulators in lieu of or in addition to the enclosed statement.

PETER MARTIN CARLSON
Chairman of the Board, President and Chief Executive Officer

DANIEL BURT ARRINGTON
Vice President and Secretary

Subscribed and sworn to before me this
9 day of April, 2018.

Sheusa Kelleher
Notary for Carlson & Arrington exp. 2/27/22



- a. Is this an original filing? Yes [X] No []
b. If no,
1. State the amendment number
2. Date filed
3. Number of pages attached

ASSETS

	Current Statement Date			4
	1	2	3	December 31 Prior Year Net Admitted Assets
	Assets	Nonadmitted Assets	Net Admitted Assets (Cols. 1 - 2)	
1. Bonds.....	1,916,450,758		1,916,450,758	1,951,138,381
2. Stocks:				
2.1 Preferred stocks.....			0	
2.2 Common stocks.....			0	
3. Mortgage loans on real estate:				
3.1 First liens.....	399,649,950		399,649,950	388,668,614
3.2 Other than first liens.....	8,000,000		8,000,000	8,000,000
4. Real estate:				
4.1 Properties occupied by the company (less \$.....0 encumbrances).....			0	
4.2 Properties held for the production of income (less \$.....0 encumbrances).....			0	
4.3 Properties held for sale (less \$.....0 encumbrances).....			0	
5. Cash (\$.....22,019,301), cash equivalents (\$.....50,962,886) and short-term investments (\$.....5,985,856).....	78,968,043		78,968,043	58,215,479
6. Contract loans (including \$.....0 premium notes).....			0	
7. Derivatives.....	10,868,455		10,868,455	4,876,999
8. Other invested assets.....	6,089,226		6,089,226	6,090,121
9. Receivables for securities.....	577,851		577,851	539,059
10. Securities lending reinvested collateral assets.....			0	
11. Aggregate write-ins for invested assets.....	123,270	0	123,270	361,411
12. Subtotals, cash and invested assets (Lines 1 to 11).....	2,420,727,553	0	2,420,727,553	2,417,890,064
13. Title plants less \$.....0 charged off (for Title insurers only).....			0	
14. Investment income due and accrued.....	19,292,952		19,292,952	17,226,500
15. Premiums and considerations:				
15.1 Uncollected premiums and agents' balances in the course of collection.....	1,565,282	95,116	1,470,166	2,171,370
15.2 Deferred premiums, agents' balances and installments booked but deferred and not yet due (including \$.....0 earned but unbilled premiums).....	441,820		441,820	506,618
15.3 Accrued retrospective premiums (\$.....0) and contracts subject to redetermination (\$.....0).....			0	
16. Reinsurance:				
16.1 Amounts recoverable from reinsurers.....	21,586,363		21,586,363	15,258,643
16.2 Funds held by or deposited with reinsured companies.....			0	
16.3 Other amounts receivable under reinsurance contracts.....	113,891,425		113,891,425	97,246,524
17. Amounts receivable relating to uninsured plans.....			0	
18.1 Current federal and foreign income tax recoverable and interest thereon.....			0	
18.2 Net deferred tax asset.....	55,232,682	53,458,751	1,773,931	3,104,384
19. Guaranty funds receivable or on deposit.....	338,583		338,583	351,443
20. Electronic data processing equipment and software.....			0	
21. Furniture and equipment, including health care delivery assets (\$.....0).....			0	
22. Net adjustment in assets and liabilities due to foreign exchange rates.....			0	
23. Receivables from parent, subsidiaries and affiliates.....	18,661,952		18,661,952	16,896,365
24. Health care (\$.....0) and other amounts receivable.....			0	
25. Aggregate write-ins for other than invested assets.....	16,501,752	3,732,353	12,769,399	12,934,479
26. Total assets excluding Separate Accounts, Segregated Accounts and Protected Cell Accounts (Lines 12 through 25).....	2,668,240,364	57,286,220	2,610,954,144	2,583,586,390
27. From Separate Accounts, Segregated Accounts and Protected Cell Accounts.....	5,180,245,210		5,180,245,210	5,251,105,303
28. Total (Lines 26 and 27).....	7,848,485,574	57,286,220	7,791,199,354	7,834,691,693

DETAILS OF WRITE-INS

1101. Deposits in connection with investments.....	123,270		123,270	361,411
1102.			0	
1103.			0	
1198. Summary of remaining write-ins for Line 11 from overflow page.....	0	0	0	0
1199. Totals (Lines 1101 thru 1103 plus 1198) (Line 11 above).....	123,270	0	123,270	361,411
2501. Advance ceded premiums.....	12,519,889		12,519,889	12,741,794
2502. Miscellaneous.....	349,488	99,978	249,510	192,685
2503. Disallowed IMR.....	3,632,375	3,632,375	0	
2598. Summary of remaining write-ins for Line 25 from overflow page.....	0	0	0	0
2599. Totals (Lines 2501 thru 2503 plus 2598) (Line 25 above).....	16,501,752	3,732,353	12,769,399	12,934,479

LIABILITIES, SURPLUS AND OTHER FUNDS

	1 Current Statement Date	2 December 31 Prior Year
1. Aggregate reserve for life contracts \$.....2,139,924,605 less \$.....0 included in Line 6.3 (including \$.....0 Modco Reserve).....	2,139,924,605	2,145,986,383
2. Aggregate reserve for accident and health contracts (including \$.....0 Modco Reserve).....		
3. Liability for deposit-type contracts (including \$.....0 Modco Reserve).....	17,234,129	16,594,111
4. Contract claims:		
4.1 Life.....	4,458,394	4,762,559
4.2 Accident and health.....		
5. Policyholders' dividends \$.....0 and coupons \$.....0 due and unpaid.....		
6. Provision for policyholders' dividends and coupons payable in following calendar year - estimated amounts:		
6.1 Dividends apportioned for payment (including \$.....0 Modco).....		
6.2 Dividends not yet apportioned (including \$.....0 Modco).....		
6.3 Coupons and similar benefits (including \$.....0 Modco).....		
7. Amount provisionally held for deferred dividend policies not included in Line 6.....		
8. Premiums and annuity considerations for life and accident and health contracts received in advance less \$.....0 discount; including \$.....0 accident and health premiums.....	1,271,085	1,049,799
9. Contract liabilities not included elsewhere:		
9.1 Surrender values on canceled contracts.....		
9.2 Provision for experience rating refunds, including the liability of \$.....0 accident and health experience rating refunds of which \$.....0 is for medical loss ratio rebate per the Public Health Service Act.....		
9.3 Other amounts payable on reinsurance, including \$.....0 assumed and \$.....150,284,666 ceded.....	150,284,666	120,761,556
9.4 Interest Maintenance Reserve.....		
10. Commissions to agents due or accrued - life and annuity contracts \$....4,323,391, accident and health \$.....0 and deposit-type contract funds \$.....0.....	4,323,391	4,494,436
11. Commissions and expense allowances payable on reinsurance assumed.....		
12. General expenses due or accrued.....	1,091,689	1,190,427
13. Transfers to Separate Accounts due or accrued (net) (including \$....(31,499,317) accrued for expense allowances recognized in reserves, net of reinsured allowances).....	(31,502,900)	(36,277,790)
14. Taxes, licenses and fees due or accrued, excluding federal income taxes.....	1,108,842	747,058
15.1 Current federal and foreign income taxes, including \$.....0 on realized capital gains (losses).....	993,751	2,728,474
15.2 Net deferred tax liability.....		
16. Unearned investment income.....	1,212	1,828
17. Amounts withheld or retained by company as agent or trustee.....	(317,931)	38,091
18. Amounts held for agents' account, including \$.....0 agents' credit balances.....		
19. Remittances and items not allocated.....	5,148,349	3,228,840
20. Net adjustment in assets and liabilities due to foreign exchange rates.....		
21. Liability for benefits for employees and agents if not included above.....		
22. Borrowed money \$.....0 and interest thereon \$.....0.....		
23. Dividends to stockholders declared and unpaid.....		
24. Miscellaneous liabilities:		
24.01 Asset valuation reserve.....	5,129,267	14,263,223
24.02 Reinsurance in unauthorized and certified (\$.....0) companies.....	205,964	232,091
24.03 Funds held under reinsurance treaties with unauthorized and certified (\$.....0) reinsurers.....		
24.04 Payable to parent, subsidiaries and affiliates.....	4,100,609	8,254,190
24.05 Drafts outstanding.....		
24.06 Liability for amounts held under uninsured plans.....		
24.07 Funds held under coinsurance.....		
24.08 Derivatives.....	1,919,616	1,257,953
24.09 Payable for securities.....	0	50,388
24.10 Payable for securities lending.....		
24.11 Capital notes \$.....0 and interest thereon \$.....0.....		
25. Aggregate write-ins for liabilities.....	19,218,441	7,357,020
26. Total liabilities excluding Separate Accounts business (Lines 1 to 25).....	2,324,593,179	2,296,720,637
27. From Separate Accounts statement.....	5,170,126,513	5,243,672,769
28. Total liabilities (Lines 26 and 27).....	7,494,719,692	7,540,393,406
29. Common capital stock.....	2,000,000	2,000,000
30. Preferred capital stock.....		
31. Aggregate write-ins for other-than-special surplus funds.....	0	0
32. Surplus notes.....		
33. Gross paid in and contributed surplus.....	395,327,949	395,327,949
34. Aggregate write-ins for special surplus funds.....	0	0
35. Unassigned funds (surplus).....	(100,848,287)	(103,029,662)
36. Less treasury stock, at cost:		
36.10.000 shares common (value included in Line 29 \$.....0).....		
36.20.000 shares preferred (value included in Line 30 \$.....0).....		
37. Surplus (Total Lines 31 + 32 + 33 + 34 + 35 - 36) (including \$....10,118,697 in Separate Accounts Statement).....	294,479,662	292,298,287
38. Totals of Lines 29, 30 and 37.....	296,479,662	294,298,287
39. Totals of Lines 28 and 38 (Page 2, Line 28, Col. 3).....	7,791,199,354	7,834,691,693

DETAILS OF WRITE-INS

2501. Cash collateral received on derivatives.....	16,214,000	5,384,000
2502. Miscellaneous.....	3,004,441	1,973,020
2503.		
2598. Summary of remaining write-ins for Line 25 from overflow page.....	0	0
2599. Totals (Lines 2501 thru 2503 plus 2598) (Line 25 above).....	19,218,441	7,357,020
3101.		
3102.		
3103.		
3198. Summary of remaining write-ins for Line 31 from overflow page.....	0	0
3199. Totals (Lines 3101 thru 3103 plus 3198) (Line 31 above).....	0	0
3401.		
3402.		
3403.		
3498. Summary of remaining write-ins for Line 34 from overflow page.....	0	0
3499. Totals (Lines 3401 thru 3403 plus 3498) (Line 34 above).....	0	0

SUMMARY OF OPERATIONS

	1 Current Year to Date	2 Prior Year to Date	3 Prior Year Ended December 31
1. Premiums and annuity considerations for life and accident and health contracts.....	117,798,279	13,167,300	285,438,924
2. Considerations for supplementary contracts with life contingencies.....	2,516,179	2,147,325	8,779,405
3. Net investment income.....	23,092,422	21,561,435	85,019,041
4. Amortization of Interest Maintenance Reserve (IMR).....	(80,814)	(32,684)	(104,657)
5. Separate Accounts net gain from operations excluding unrealized gains or losses.....	2,686,163	295,276	7,432,534
6. Commissions and expense allowances on reinsurance ceded.....	3,997,727	(1,630,321)	9,778,258
7. Reserve adjustments on reinsurance ceded.....	(112,862,283)	(75,030,854)	(352,900,538)
8. Miscellaneous Income:			
8.1 Income from fees associated with investment management, administration and contract guarantees from Separate Accounts.....	29,156,320	28,998,670	119,394,119
8.2 Charges and fees for deposit-type contracts.....	14,588	0	0
8.3 Aggregate write-ins for miscellaneous income.....	7,054,565	6,586,918	27,646,752
9. Totals (Lines 1 to 8.3).....	73,373,146	(3,936,935)	190,483,838
10. Death benefits.....	5,103,947	2,474,095	15,820,069
11. Matured endowments (excluding guaranteed annual pure endowments).....			
12. Annuity benefits.....	13,287,612	13,747,732	58,999,415
13. Disability benefits and benefits under accident and health contracts.....	4,494	778	11,716
14. Coupons, guaranteed annual pure endowments and similar benefits.....			
15. Surrender benefits and withdrawals for life contracts.....	28,749,191	27,536,154	89,717,260
16. Group conversions.....			
17. Interest and adjustments on contract or deposit-type contract funds.....	191,816	269,981	669,647
18. Payments on supplementary contracts with life contingencies.....	590,662	423,436	2,011,088
19. Increase in aggregate reserves for life and accident and health contracts.....	(6,061,778)	(8,664,844)	(5,971,701)
20. Totals (Lines 10 to 19).....	41,865,944	35,787,332	161,257,494
21. Commissions on premiums, annuity considerations and deposit-type contract funds (direct business only).....	14,011,654	8,179,807	42,114,203
22. Commissions and expense allowances on reinsurance assumed.....			
23. General insurance expenses.....	9,851,037	9,220,976	41,374,682
24. Insurance taxes, licenses and fees, excluding federal income taxes.....	1,281,568	527,921	4,307,807
25. Increase in loading on deferred and uncollected premiums.....	(183,582)	(292,152)	44,026
26. Net transfers to or (from) Separate Accounts net of reinsurance.....	5,054,133	(62,094,069)	(94,245,697)
27. Aggregate write-ins for deductions.....	0	(219,969)	6,773
28. Totals (Lines 20 to 27).....	71,880,754	(8,890,154)	154,859,288
29. Net gain from operations before dividends to policyholders and federal income taxes (Line 9 minus Line 28).....	1,492,392	4,953,219	35,624,550
30. Dividends to policyholders.....			
31. Net gain from operations after dividends to policyholders and before federal income taxes (Line 29 minus Line 30).....	1,492,392	4,953,219	35,624,550
32. Federal and foreign income taxes incurred (excluding tax on capital gains).....	(1,730,541)	3,906,958	13,807,107
33. Net gain from operations after dividends to policyholders and federal income taxes and before realized capital gains or (losses) (Line 31 minus Line 32).....	3,222,933	1,046,261	21,817,443
34. Net realized capital gains (losses) (excluding gains (losses) transferred to the IMR) less capital gains tax of \$.....654,164 (excluding taxes of \$.....(654,164) transferred to the IMR).....	(364,572)	337,777	348,538
35. Net income (Line 33 plus Line 34).....	2,858,361	1,384,038	22,165,981

CAPITAL AND SURPLUS ACCOUNT

36. Capital and surplus, December 31, prior year.....	294,298,287	195,824,216	195,824,216
37. Net income (Line 35).....	2,858,361	1,384,038	22,165,981
38. Change in net unrealized capital gains (losses) less capital gains tax of \$.....(1,000,938).....	(3,548,749)	53,606	(139,839)
39. Change in net unrealized foreign exchange capital gain (loss).....	(216,679)	(543,570)	(1,176,849)
40. Change in net deferred income tax.....	(846,388)	3,356,912	(28,284,481)
41. Change in nonadmitted assets.....	(3,789,775)	(4,297,666)	33,848,014
42. Change in liability for reinsurance in unauthorized and certified companies.....	26,127	(44,878)	(60,745)
43. Change in reserve on account of change in valuation basis, (increase) or decrease.....			
44. Change in asset valuation reserve.....	9,133,956	(820,273)	(2,838,160)
45. Change in treasury stock.....			
46. Surplus (contributed to) withdrawn from Separate Accounts during period.....			
47. Other changes in surplus in Separate Accounts Statement.....			
48. Change in surplus notes.....			
49. Cumulative effect of changes in accounting principles.....			
50. Capital changes:			
50.1 Paid in.....			
50.2 Transferred from surplus (Stock Dividend).....			
50.3 Transferred to surplus.....			
51. Surplus adjustment:			
51.1 Paid in.....	0	0	75,000,000
51.2 Transferred to capital (Stock Dividend).....			
51.3 Transferred from capital.....			
51.4 Change in surplus as a result of reinsurance.....	(1,435,478)	4,046,305	(260,130)
52. Dividends to stockholders.....			
53. Aggregate write-ins for gains and losses in surplus.....	0	0	220,280
54. Net change in capital and surplus (Lines 37 through 53).....	2,181,375	3,134,474	98,474,071
55. Capital and surplus as of statement date (Lines 36 + 54).....	296,479,662	198,958,690	294,298,287

DETAILS OF WRITE-INS

08.301. Management and service fee income.....	6,679,958	6,221,171	26,194,081
08.302. Miscellaneous.....	374,607	365,747	1,452,671
08.303.			
08.398. Summary of remaining write-ins for Line 8.3 from overflow page.....	0	0	0
08.399. Totals (Lines 08.301 thru 08.303 plus 08.398) (Line 8.3 above).....	7,054,565	6,586,918	27,646,752
2701. Miscellaneous.....	0	0	6,773
2702. Interest credited to reinsurer.....	0	(219,969)	0
2703.			
2798. Summary of remaining write-ins for Line 27 from overflow page.....	0	0	0
2799. Totals (Lines 2701 thru 2703 plus 2798) (Line 27 above).....	0	(219,969)	6,773
5301. Prior period adjustment.....	0	0	220,280
5302.			
5303.			
5398. Summary of remaining write-ins for Line 53 from overflow page.....	0	0	0
5399. Totals (Lines 5301 thru 5303 plus 5398) (Line 53 above).....	0	0	220,280

CASH FLOW

	1 Current Year to Date	2 Prior Year To Date	3 Prior Year Ended December 31
CASH FROM OPERATIONS			
1. Premiums collected net of reinsurance.....	128,472,879	(21,981,209)	243,342,620
2. Net investment income.....	21,839,040	21,195,576	88,672,228
3. Miscellaneous income.....	22,179,128	50,266,323	71,834,390
4. Total (Lines 1 through 3).....	172,491,047	49,480,690	403,849,238
5. Benefit and loss related payments.....	144,591,072	115,967,756	423,694,023
6. Net transfers to Separate Accounts, Segregated Accounts and Protected Cell Accounts.....	279,243	(65,179,375)	(109,240,568)
7. Commissions, expenses paid and aggregate write-ins for deductions.....	25,075,706	16,145,745	84,009,652
8. Dividends paid to policyholders.....			
9. Federal and foreign income taxes paid (recovered) net of \$.....0 tax on capital gains (losses).....	4,182	3,487	(42,131,964)
10. Total (Lines 5 through 9).....	169,950,203	66,937,613	356,331,143
11. Net cash from operations (Line 4 minus Line 10).....	2,540,844	(17,456,923)	47,518,095
CASH FROM INVESTMENTS			
12. Proceeds from investments sold, matured or repaid:			
12.1 Bonds.....	68,063,612	170,586,472	517,662,537
12.2 Stocks.....			
12.3 Mortgage loans.....	2,371,881	6,940,306	40,800,640
12.4 Real estate.....			
12.5 Other invested assets.....			
12.6 Net gains or (losses) on cash, cash equivalents and short-term investments.....	29,501	575,914	541,834
12.7 Miscellaneous proceeds.....	6,126,011	1,861,722	(1,641,375)
12.8 Total investment proceeds (Lines 12.1 to 12.7).....	76,591,005	179,964,414	557,363,636
13. Cost of investments acquired (long-term only):			
13.1 Bonds.....	36,099,194	147,369,203	612,994,928
13.2 Stocks.....			
13.3 Mortgage loans.....	13,460,345	8,477,058	30,692,628
13.4 Real estate.....			
13.5 Other invested assets.....			
13.6 Miscellaneous applications.....	6,080,636	0	67,403
13.7 Total investments acquired (Lines 13.1 to 13.6).....	55,640,175	155,846,261	643,754,959
14. Net increase or (decrease) in contract loans and premium notes.....			
15. Net cash from investments (Line 12.8 minus Line 13.7 and Line 14).....	20,950,830	24,118,153	(86,391,323)
CASH FROM FINANCING AND MISCELLANEOUS SOURCES			
16. Cash provided (applied):			
16.1 Surplus notes, capital notes.....			
16.2 Capital and paid in surplus, less treasury stock.....	0	0	75,000,000
16.3 Borrowed funds.....			
16.4 Net deposits on deposit-type contracts and other insurance liabilities.....	640,018	397,274	242,025
16.5 Dividends to stockholders.....			
16.6 Other cash provided (applied).....	(3,379,128)	4,570,356	5,711,017
17. Net cash from financing and miscellaneous sources (Lines 16.1 through 16.4 minus Line 16.5 plus Line 16.6).....	(2,739,110)	4,967,630	80,953,042
RECONCILIATION OF CASH, CASH EQUIVALENTS AND SHORT-TERM INVESTMENTS			
18. Net change in cash, cash equivalents and short-term investments (Line 11 plus Line 15 plus Line 17).....	20,752,564	11,628,860	42,079,814
19. Cash, cash equivalents and short-term investments:			
19.1 Beginning of year.....	58,215,479	16,135,665	16,135,665
19.2 End of period (Line 18 plus Line 19.1).....	78,968,043	27,764,525	58,215,479

Note: Supplemental disclosures of cash flow information for non-cash transactions:

20.0001	Security exchanges.....	398,958	5,324,382	17,008,063
20.0002	Capitalized interest on bonds.....	288,663	279,479	1,140,319
20.0003	Transfer of premiums related to affiliated reinsurance recapture.....	0	347,749,400	347,749,400
20.0004	Transfer of expenses related to affiliated reinsurance recapture.....	0	173,874,700	173,874,700
20.0005	Transfer of miscellaneous income related to affiliated reinsurance recapture.....	0	173,874,700	173,874,700
20.0006	Prior period adjustment.....	0	0	338,892
20.0007	Prior period adjustment - taxes.....	0	0	118,612

EXHIBIT 1

DIRECT PREMIUMS AND DEPOSIT-TYPE CONTRACTS

	1 Current Year To Date	2 Prior Year To Date	3 Prior Year Ended December 31
1. Industrial life.....			
2. Ordinary life insurance.....	20,464,073	18,760,825	83,858,004
3. Ordinary individual annuities.....	127,160,191	27,436,583	301,433,319
4. Credit life (group and individual).....			
5. Group life insurance.....			
6. Group annuities.....			
7. A&H - group.....			
8. A&H - credit (group and individual).....			
9. A&H - other.....			
10. Aggregate of all other lines of business.....	0	0	0
11. Subtotal.....	147,624,264	46,197,408	385,291,323
12. Deposit-type contracts.....	266,685	0	0
13. Total.....	147,890,949	46,197,408	385,291,323

DETAILS OF WRITE-INS

1001.			
1002.			
1003.			
1098. Summary of remaining write-ins for Line 10 from overflow page.....	0	0	0
1099. Total (Lines 1001 thru 1003 plus 1098) (Line 10 above).....	0	0	0

NOTES TO THE FINANCIAL STATEMENTS**1. Summary of Significant Accounting Policies****A. Accounting Practices**

Brighthouse Life Insurance Company of NY (the “Company”) presents the accompanying financial statements on the basis of accounting practices prescribed or permitted (“NY SAP”) by the State of New York (“New York”) Department of Financial Services (the “Department” or “NYDFS”).

The Department recognizes only the statutory accounting practices prescribed or permitted by New York in determining and reporting the financial condition and results of operations of an insurance company, in determining its solvency under the New York Insurance Law. In 2001, the National Association of Insurance Commissioners (“NAIC”) *Accounting Practices and Procedures Manual* (“NAIC SAP”) was adopted as a component of NY SAP.

New York has adopted certain prescribed accounting practices that differ from those found in NAIC SAP, some of which affect the financial statements of the Company. A reconciliation of the Company’s net income (loss) and capital and surplus between NY SAP and NAIC SAP is as follows:

	SSAP Number ⁽¹⁾	Financial Statement Page	Financial Statement Line Number	For the Three Months Ended March 31, 2018	For the Year Ended December 31, 2017
Net income, NY SAP				\$ 2,858,361	\$ 22,165,981
State prescribed practices:					
Deferred annuities using continuous Commissioners’ Annuity Reserve Valuation Method (“CARVM”)	51,00	3,4	1,19	(214,374)	1,826,836
NYDFS Circular Letter No. 11 (2010) impact on deferred premiums	61R	2,4	1,2,15	(975,887)	(7,443,156)
NYDFS Seventh Amendment to Regulation No. 172 impact on admitted unearned reinsurance premium	61R,00	2,4	1,2,15	224,569	352,667
State permitted practices: NONE				—	—
Net income, NAIC SAP				\$ 1,892,669	\$ 16,902,328
				March 31, 2018	December 31, 2017
Statutory capital and surplus, NY SAP				\$ 296,479,662	\$ 294,298,287
State prescribed practices:					
Deferred annuities using continuous CARVM	51,00	3,4	1,19	38,717,462	38,931,836
NYDFS Circular Letter No. 11 (2010) impact on deferred premiums	61R	2,4	1,2,15	20,522,953	21,498,840
NYDFS Seventh Amendment to Regulation No. 172 impact on admitted unearned reinsurance premium	61R,00	2,4	1,2,15	(12,517,225)	(12,741,794)
State permitted practices: NONE				—	—
Statutory capital and surplus, NAIC SAP				\$ 343,202,852	\$ 341,987,169

⁽¹⁾ Statement of Statutory Accounting Principles (“SSAP”)

B. No significant change.**C. Accounting Policy****(1-5) No significant change.**

- (6) Mortgage-backed bonds, included in bonds, are generally stated at amortized cost using the scientific method unless they have a NAIC rating designation of 6, which are stated at the lower of amortized cost or fair value. Amortization of the discount or premium from the purchase of these securities considers the estimated timing and amount of prepayments of the underlying mortgage loans. Actual prepayment experience is periodically reviewed and effective yields are recalculated when differences arise between the prepayments originally anticipated and the actual prepayments received and currently anticipated. For credit-sensitive mortgage-backed and asset-backed bonds and certain prepayment-sensitive bonds (e.g., interest-only securities), the effective yield is recalculated on a prospective basis. For all other mortgage-backed and asset-backed bonds, the effective yield is recalculated on a retrospective basis.

For certain residential mortgage-backed securities (“RMBS”) and commercial mortgage-backed securities (“CMBS”), both an initial and final NAIC designation is determined on a security-by-security basis based on a range of values published by the NAIC. The initial designation is used to determine the carrying value of the RMBS or CMBS. RMBS and CMBS with initial designations of 1 to 5 are stated at amortized cost, while RMBS and CMBS with initial designations of 6 are stated at the lower of amortized cost or fair value. The final designation calculation compares this carrying value with a range of values, resulting in a final NAIC designation reported herein, which is used for all other accounting and reporting purposes.

For loan-backed securities, including asset-backed securities (“ABS”), which are not modeled, the NAIC relies on the second lowest NAIC Credit Rating Provider (“CRP”) rating to determine the initial NAIC designation. The second lowest CRP rating is used to determine the carrying value of the security, which is based on the NAIC’s estimate of expected losses, using an NAIC published formula. The carrying value of the security determines its

NOTES TO THE FINANCIAL STATEMENTS

final NAIC designation, which is used for reporting in the Annual Statement and in risk-based capital (“RBC”) calculations. This revised methodology does not apply to NAIC 1 and NAIC 6 securities which are rated at the second lowest CRP designation.

(7-13) No significant change.

D. Going Concern

Management does not have any substantial doubt about the Company’s ability to continue as a going concern.

2. Accounting Changes and Corrections of Errors

No significant change.

3. Business Combinations and Goodwill

No significant change.

4. Discontinued Operations

No significant change.

5. Investments

A. Mortgage Loans, including Mezzanine Real Estate Loans

(1) The maximum and minimum interest rates for mortgage loans funded or acquired during the three months ended March 31, 2018 were:

	<u>Maximum</u>	<u>Minimum</u>
Farm loans	N/A	N/A
Commercial loans	3.96%	3.96%

(2-9) No significant change.

B-C. No significant change.

D. Loan-backed Securities

(1) Prepayment assumptions were obtained from published broker dealer values and internal estimates.

(2) a. The Company did not recognize any OTTI on the basis of the intent to sell during the three months ended March 31, 2018.

b. The Company did not recognize any OTTI on the basis of the inability or lack of intent to retain the investment in the security for a period of time sufficient to recover the amortized cost basis during the three months ended March 31, 2018.

c. Impairments where the present value of cash flows expected to be collected is less than the amortized cost basis of the security are shown in Note 5D(3).

(3) As of March 31, 2018, the Company has not recognized any OTTI on its loan-backed securities based on cash flow analysis.

(4) At March 31, 2018, the estimated fair value and gross unrealized losses for loan-backed securities, aggregated by length of time the securities have been in a continuous loss position were as follows:

a. The aggregate amount of unrealized losses:

1. Less than 12 Months	\$	2,947,270
2. 12 Months or Longer	\$	3,204,448

b. The aggregate related fair value of securities

with unrealized losses:

1. Less than 12 Months	\$	173,982,455
2. 12 Months or Longer	\$	68,930,221

(5) The Company performs a regular evaluation, on a security-by-security basis, of its securities holdings in accordance with its OTTI policy in order to evaluate whether such investments are other than temporarily impaired. Management considers a wide range of factors about the security issuer and uses its best judgment in evaluating the cause of the decline in the estimated fair value of the security and in assessing the prospects for near-term recovery. Factors considered include fundamentals of the industry and geographic area in which the security issuer operates, as well as overall macroeconomic conditions. Projected future cash flows are estimated using assumptions derived from management’s best estimates of likely scenario-based outcomes after giving consideration to a variety of variables

NOTES TO THE FINANCIAL STATEMENTS

that include, but are not limited to: (i) general payment terms of the security; (ii) the likelihood that the issuer can service the scheduled interest and principal payments; (iii) the quality and amount of any credit enhancements; (iv) the security's position within the capital structure of the issuer; (v) possible corporate restructurings or asset sales by the issuer; and (vi) changes to the rating of the security or the issuer by rating agencies. Additional considerations are made when assessing the unique features that apply to certain loan-backed securities including, but are not limited to: (i) the quality of underlying collateral; (ii) expected prepayment speeds; (iii) current and forecasted loss severity; (iv) consideration of the payment terms of the underlying assets backing the security; and (v) the payment priority within the tranche structure of the security. For loan-backed securities in an unrealized loss position as summarized in the immediately preceding table, the Company does not have the intent to sell the securities, believes it has the intent and ability to retain the security for a period of time sufficient to recover the carrying value of the security and based on the cash flow modeling and other considerations as described above, believes these securities are not other than temporarily impaired.

E-I. Dollar Repurchase, Securities Lending, Repurchase and Reverse Repurchase Agreements Transactions Accounted for as Secured Borrowing and as a Sale

The Company did not have any dollar repurchase, securities lending, repurchase or reverse repurchase agreements transactions accounted for as secured borrowing or as a sale.

J-K. No significant change.

L. Restricted Assets

(1) Restricted Assets (Including Pledged)

Information on the Company's investment in restricted assets as of March 31, was as follows:

Restricted Asset Category	Gross Restricted										Percentage	
	2018										(10)	(11)
	(1)	(2)	(3)	(4)	(5)	(6)	(7)	(8)	(9)			
Total General Account	General Account Supporting Separate Account Activity (a)	Total Separate Account Restricted Assets	Separate Account Assets Supporting General Account Activity (b)	March 31, 2018 (1 plus 3)	December 31, 2017	Increase/ (Decrease) (5 minus 6)	Total Non Admitted Restricted	Total Admitted Restricted (5 minus 8)	Gross Restricted to Total Assets	Admitted Restricted to Total Admitted Assets		
Subject to contractual obligation for which liability is not shown	\$ —	\$ —	\$ —	\$ —	\$ —	\$ —	\$ —	\$ —	\$ —	\$ —	—%	—%
Collateral held under security lending agreements	—	—	—	—	—	—	—	—	—	—	—	—
Subject to repurchase agreements	—	—	—	—	—	—	—	—	—	—	—	—
Subject to reverse repurchase agreements	—	—	—	—	—	—	—	—	—	—	—	—
Subject to dollar repurchase agreements	—	—	—	—	—	—	—	—	—	—	—	—
Subject to dollar reverse repurchase agreements	—	—	—	—	—	—	—	—	—	—	—	—
Placed under option contracts	—	—	—	—	—	—	—	—	—	—	—	—
Letter stock or securities restricted as to sale	—	—	—	—	—	—	—	—	—	—	—	—
Federal Home Loan Bank ("FHLB") capital stock	—	—	—	—	—	—	—	—	—	—	—	—
On deposit with states	1,317,421	—	—	—	1,317,421	1,318,639	(1,218)	—	1,317,421	0.02%	0.02%	
On deposit with other regulatory bodies	—	—	—	—	—	—	—	—	—	—	—	—
Pledged collateral to FHLB (including assets backing funding agreements)	—	—	—	—	—	—	—	—	—	—	—	—
Pledged as collateral not captured in other categories	393,297	—	—	—	393,297	731,664	(338,367)	—	393,297	0.01%	0.01%	
Other restricted assets	—	—	—	—	—	—	—	—	—	—	—	—
Total restricted assets	\$ 1,710,718	\$ —	\$ —	\$ —	\$ 1,710,718	\$ 2,050,303	\$ (339,585)	\$ —	\$ 1,710,718	0.03%	0.03%	

(a) Subset of column 1.

(b) Subset of column 3.

NOTES TO THE FINANCIAL STATEMENTS

(2) Details on the Company's assets pledged as collateral, not captured in other categories, as of March 31, were as follows:

Restricted Asset Category	Gross Restricted								Percentage	
	2018								(9)	(10)
	(1)	(2)	(3)	(4)	(5)	(6)	(7)	(8)		
Total General Account	General Account Supporting Separate Account Activity(a)	Total Separate Account Restricted Assets	Separate Account Assets Supporting General Account Activity(b)	March 31, 2018 (1 plus 3)	December 31, 2017	Increase/(Decrease) (5 minus 6)	Total Admitted Restricted	Gross Restricted to Total Assets	Admitted Restricted to Total Admitted Assets	
Derivative over-the-counter ("OTC") Bilateral - Securities Pledged	\$ 393,297	\$ —	\$ —	\$ —	\$ 393,297	\$ 731,664	\$ (338,367)	\$ 393,297	0.01%	0.01%
Total	\$ 393,297	\$ —	\$ —	\$ —	\$ 393,297	\$ 731,664	\$ (338,367)	\$ 393,297	0.01%	0.01%

(a) Subset of column 1.

(b) Subset of column 3.

(3) No significant change.

(4) The Company's collateral received and reflected as assets at March 31, 2018, were as follows:

Collateral Assets	Book/Adjusted Carrying Value ("BACV")	Fair Value	% of BACV to Total Assets (Admitted and Nonadmitted)*	% of BACV to Total Admitted Assets**
Cash ***	\$ 16,214,000	\$ 16,214,000	0.6%	0.6%
Schedule D, Part 1	—	—	—	—
Schedule D, Part 2, Section 1	—	—	—	—
Schedule D, Part 2, Section 2	—	—	—	—
Schedule B	—	—	—	—
Schedule A	—	—	—	—
Schedule BA, Part 1	—	—	—	—
Schedule DL, Part 1	—	—	—	—
Other	—	—	—	—
Total Collateral Assets	\$ 16,214,000	\$ 16,214,000	0.6%	0.6%

* Column 1 divided by Asset Page, Line 26 (Column 1)

** Column 1 divided by Asset Page, Line 26 (Column 3)

*** Includes cash equivalents and short-term investments

	Amount	% of Liability to total Liabilities*
Recognized Obligation to Return Collateral Asset	\$ 16,214,000	0.7%

* Column 1 divided by Liability Page, Line 26 (Column 1)

M. Working Capital Finance Investments

The Company did not have any working capital finance investments as of the three months ended March 31, 2018.

N. Offsetting and Netting of Assets and Liabilities

The Company did not have any assets and liabilities which are offset and reported net in accordance with a valid right to offset as of the three months ended March 31, 2018.

O-R. No significant change.

6. Joint Ventures, Partnerships and Limited Liability Companies

No significant change.

7. Investment Income

No significant change.

8. Derivative Instruments

As of March 31, 2018, there were no significant changes in the Company's derivative policy or investments other than those described below.

NOTES TO THE FINANCIAL STATEMENTS**Types of Derivatives****Interest Rate Derivatives**

Interest rate caps are purchased by the Company primarily to protect its floating rate assets against rises in interest rates above a specified level. At the outset of the contract, the Company pays a premium for the right to receive the cash payments equal to the excess of the market rate over the strike price multiplied by the notional amount, if the observed reference interest rate is above the strike level of the cap on the applicable reset date. In certain instances, the Company may lock in the economic impact of existing purchased caps by entering into offsetting written caps. See Schedule DB, Part A.

Non-qualifying Derivatives

In 2018, the Company began using interest rate caps to economically hedge its exposure to interest rates that do not qualify for hedge accounting under SSAP 86.

Credit Risk

The Company enters into various collateral arrangements, which may require both the pledging and accepting of collateral in connection with its derivatives.

The table below summarizes the collateral pledged in connection with its over-the-counter (“OTC”) derivatives at:

	Securities ⁽¹⁾	
	March 31, 2018	December 31, 2017
Variation Margin:		
OTC-bilateral	\$ 393,297	\$ 731,664

⁽¹⁾ Securities pledged as collateral are reported in bonds. Subject to certain constraints, the counterparties are permitted by contract to sell or repledge this collateral.

The table below summarizes the collateral received in connection with its OTC derivatives at:

	Cash ⁽¹⁾	
	March 31, 2018	December 31, 2017
Variation Margin:		
OTC-bilateral	\$ 16,214,000	\$ 5,384,000

⁽¹⁾ Cash collateral received is reported in cash, cash equivalents and short-term investments and the obligation to return the collateral is reported in aggregate write-ins for liabilities as cash collateral received on derivatives.

9. Income Taxes

A-B. No significant change.

C. Current income taxes incurred consisted of the following major components:

	March 31, 2018	December 31, 2017
Federal	\$ (1,734,723)	\$ 13,790,241
Foreign	4,182	16,866
Subtotal	(1,730,541)	13,807,107
Federal income tax on net capital gains/(losses)	—	47,103
Federal and foreign income taxes incurred	<u>\$ (1,730,541)</u>	<u>\$ 13,854,210</u>

NOTES TO THE FINANCIAL STATEMENTS

The changes in the main components of deferred income tax amounts were as follows:

	<u>March 31, 2018</u>	<u>December 31, 2017</u>	<u>Change</u>
DTA:			
Ordinary:			
Discounting of unpaid losses	\$ —	\$ —	\$ —
Unearned premium reserve	—	—	—
Policyholder reserves	1,764,662	2,712,254	(947,592)
Investments	—	—	—
Deferred acquisition costs	12,962,127	13,243,687	(281,560)
Policyholder dividends accrual	—	—	—
Fixed assets	341,565	341,561	4
Compensation and benefits accrual	—	—	—
Pension accrual	—	—	—
Receivables - nonadmitted	—	—	—
Net operating loss carryforward	4,730,817	3,660,677	1,070,140
Tax credit carryforwards	2,438,479	3,963,498	(1,525,019)
Other (including items <5% of total ordinary tax assets)	—	—	—
Accrued compensation	—	—	—
Accrued expenses	23,701	21,000	2,701
Ceding commissions	34,605,211	34,906,662	(301,451)
Nonadmitted assets	40,969	56,786	(15,817)
Tax intangibles	618,557	687,177	(68,620)
Unrealized capital gains (losses)	1,300,437	299,501	1,000,936
Unrealized foreign exchange	1,140	1,140	—
Subtotal	<u>58,827,665</u>	<u>59,893,943</u>	<u>(1,066,278)</u>
Statutory valuation allowance adjustment	—	—	—
Nonadmitted	<u>(53,378,378)</u>	<u>(51,907,826)</u>	<u>(1,470,552)</u>
Admitted ordinary DTA	<u>5,449,287</u>	<u>7,986,117</u>	<u>(2,536,830)</u>
Capital:			
Investments	80,373	65,922	14,451
Net capital loss carryforward	—	—	—
Real estate	—	—	—
Other (including items <5% of total capital tax assets)	—	—	—
Subtotal	<u>80,373</u>	<u>65,922</u>	<u>14,451</u>
Statutory valuation allowance adjustment	—	—	—
Nonadmitted	<u>(80,373)</u>	<u>(65,922)</u>	<u>(14,451)</u>
Admitted capital DTA	<u>—</u>	<u>—</u>	<u>—</u>
Admitted DTA	<u>\$ 5,449,287</u>	<u>\$ 7,986,117</u>	<u>\$ (2,536,830)</u>
DTL:			
Ordinary			
Investments	\$ (563,710)	\$ (507,738)	\$ (55,972)
Fixed assets	—	—	—
Deferred and uncollected premiums	(3,028,750)	(4,291,099)	1,262,349
Policyholder reserves	—	—	—
Other (including items <5% of total ordinary tax liabilities)	(36,325)	(36,325)	—
Other liabilities	(46,571)	(46,571)	—
Unrealized capital gains (losses)	—	—	—
Subtotal	<u>(3,675,356)</u>	<u>(4,881,733)</u>	<u>1,206,377</u>
Capital:			
Investments	—	—	—
Real estate	—	—	—
Other (including items <5% of total capital tax liabilities)	—	—	—
Subtotal	<u>—</u>	<u>—</u>	<u>—</u>
DTL	<u>\$ (3,675,356)</u>	<u>\$ (4,881,733)</u>	<u>\$ 1,206,377</u>
Net DTA/ (DTL)	<u>\$ 1,773,931</u>	<u>\$ 3,104,384</u>	<u>\$ (1,330,453)</u>
		Change in nonadmitted DTA	1,485,003
		Tax effect of unrealized gains (losses)	(1,000,938)
		Change in net DTA	<u>\$ (846,388)</u>

NOTES TO THE FINANCIAL STATEMENTS

- D. The provision for Federal and foreign income taxes incurred is different from that which would be obtained by applying the statutory Federal income tax rate to net gain (loss) from operations after dividends to policyholders and before Federal income tax. The significant items causing the difference were as follows:

	March 31, 2018
Net gain (loss) from operations after dividends to policyholders and before Federal income tax @ 21%	\$ 313,403
Net realized capital gains (losses) @ 21%	(593,350)
Tax effect of:	
Uncertain tax positions	39,209
Interest maintenance reserve	16,971
Change in nonadmitted assets	15,813
Prior years adjustments and accruals	1
Tax credits	(193,338)
Separate Account dividend received deduction	(482,862)
Total statutory income taxes (benefit)	<u>\$ (884,153)</u>
Federal and foreign income taxes incurred including tax on realized capital gains	\$ (1,730,541)
Change in net DTA	846,388
Total statutory income taxes (benefit)	<u>\$ (884,153)</u>

E-G. No significant change.

10. Information Concerning Parents, Subsidiaries, Affiliates and Other Related Parties

No significant change.

11. Debt

A. No significant change.

B. The Company has not issued any debt to the Federal Home Loan Bank.

12. Retirement Plans, Deferred Compensation, Postemployment Benefits and Compensated Absences and Other Postretirement Benefit Plans

As of March 31, 2018, the Company did not sponsor any retirement plans, deferred compensation plans, postemployment benefit plans or other postretirement plans.

13. Capital Surplus, Shareholder's Dividend Restrictions and Quasi Reorganizations

(1-9) No significant change.

(10) The portion of unassigned funds (surplus) represented by cumulative unrealized gains (losses) was \$(4,695,675) at March 31, 2018.

(11-13) No significant change.

14. Contingencies

A.-E. No significant change.

F. All Other Contingencies

Uncollectible Premium Receivables

The Company had admitted assets of \$1,470,166 and \$2,171,370 at March 31, 2018 and December 31, 2017, respectively, in uncollected premiums and agents' balances in the course of collection. The Company routinely assesses the ability to collect these receivables. Based upon Company experience, the amount of premiums and other accounts receivable that may become uncollectible and result in a potential loss is not material to the Company's financial condition.

Litigation

Sales Practice Claims. Over the past several years, the Company has faced claims and regulatory inquiries and investigations, alleging improper marketing or sales of individual life insurance policies, or annuities. The Company continues to defend vigorously against the claims in these matters. The Company believes adequate provision has been made in its financial statements for all probable and reasonably estimable losses for sales practices matters or other products.

NOTES TO THE FINANCIAL STATEMENTS

Unclaimed Property Litigation. Total Asset Recovery Services, LLC on its own behalf and on behalf of the State of New York v. Brighthouse Financial, Inc., et al. (Supreme Court, New York County, NY, second amended complaint filed November 17, 2017). Total Asset Recovery Services, LLC (the “Relator”) has brought a qui tam action against Brighthouse Financial, Inc., and its subsidiaries and affiliates, under the New York False Claims Act seeking to recover damages on behalf of the State of New York. The action originally was filed under seal on or about December 3, 2010. The State of New York declined to intervene in this action and the Relator is now prosecuting the action. The Relator alleges that from on or about April 1, 1986 and continuing annually through on or about September 10, 2017, the defendants violated New York State Finance Law Section 189 (1)(g) by failing to timely report and deliver unclaimed insurance property to the State of New York. The Relator is seeking, among other things, treble damages, penalties, expenses and attorneys' fees and prejudgment interest. No specific dollar amount of damages is specified by the Relator who also is suing numerous insurance companies and John Doe defendants. Brighthouse Financial, Inc. has filed a motion to dismiss. The Brighthouse defendants intend to defend this action vigorously.

Summary. Various litigation, claims and assessments against the Company, in addition to those discussed above and those otherwise provided for in the Company’s financial statements, have arisen in the course of the Company’s business, including, but not limited to, in connection with its activities as an insurer, employer, investor, investment advisor or taxpayer. Further, state insurance regulatory and other federal and state authorities regularly make inquiries and conduct investigations concerning the Company’s compliance with applicable insurance and other laws and regulations.

It is not possible to predict the ultimate outcome of all pending investigations and legal proceedings. In some of the matters, large and/or indeterminate amounts, including punitive and treble damages, may be sought. Although, in light of these considerations, it is possible that an adverse outcome in certain cases could have a material effect upon the Company's financial position, based on information currently known by the Company's management, in its opinion, the outcomes of pending investigations and legal proceedings are not likely to have such an effect. However, given the large and/or indeterminate amounts that may be sought in certain of these matters and the inherent unpredictability of litigation, it is possible that an adverse outcome in certain matters could, from time to time, have a material effect on the Company's net income or cash flows in any particular period.

15. Leases

No significant change.

16. Information about Financial Instruments with Off-Balance Sheet Risk and Financial Instruments with Concentrations of Credit Risk

- (1) The table below summarizes the notional amount of the Company’s financial instruments (derivatives that are designated as effective hedging instruments) with off-balance sheet credit risk at:

	Assets		Liabilities	
	March 31, 2018	December 31, 2017	March 31, 2018	December 31, 2017
Swaps	\$ 3,962,500	\$ 3,962,500	\$ 2,081,250	\$ 704,100
Futures	—	—	—	—
Options	—	—	—	—
Total	<u>\$ 3,962,500</u>	<u>\$ 3,962,500</u>	<u>\$ 2,081,250</u>	<u>\$ 704,100</u>

- (2) No significant change.
- (3) The Company may be exposed to credit-related losses in the event of nonperformance by counterparties to derivatives. Generally, the current credit exposure of the Company’s derivatives is limited to the net positive estimated fair value of derivatives at the reporting date after taking into consideration the existence of master netting or similar agreements and any collateral received pursuant to such agreements.

The Company manages its credit risk related to derivatives by entering into transactions with creditworthy counterparties and establishing and monitoring exposure limits. The Company’s OTC derivative transactions are governed by International Swaps and Derivatives Association, Inc. (“ISDA”) Master Agreements which provide for legally enforceable set-off and close-out netting of exposures to specific counterparties in the event of early termination of a transaction, which includes, but is not limited to, events of default and bankruptcy. In the event of an early termination, the Company is permitted to set-off receivables from the counterparty against payables to the same counterparty arising out of all included transactions. Substantially all of the Company’s ISDA Master Agreements also include Credit Support Annex provisions which may require both the pledging and accepting of collateral in connection with its OTC derivatives.

Off-balance sheet credit exposure is the excess of positive estimated fair value over positive book/adjusted carrying value for the Company’s highly effective hedges at the reporting date. All collateral received from counterparties to mitigate credit-related losses is deemed worthless for the purpose of calculating the Company’s off-balance sheet credit exposure. The off-balance sheet credit exposure of the Company’s swaps was \$141,137 and \$315,777 at March 31, 2018 and December 31, 2017, respectively.

- (4) No significant change.

NOTES TO THE FINANCIAL STATEMENTS

17. *Sale, Transfer and Servicing of Financial Assets and Extinguishments of Liabilities*

A. Transfers of Receivables Reported as Sales

No significant change.

B. Transfer and Servicing of Financial Assets

The Company did not participate in the transfer or servicing of financial assets during the three months ended March 31, 2018.

C. Wash Sales

(1) In the course of the Company's asset management, securities are not sold and reacquired within 30 days of the sale date to enhance the Company's yield on its investment portfolio. There may be occasional isolated incidents where wash sales occur.

(2) The Company had no wash sales with an NAIC designation 3 or below or unrated securities during the quarter ended March 31, 2018.

18. *Gain or Loss to the Reporting Entity from Uninsured Plans and the Uninsured Portion of Partially Insured Plans*

No significant change.

19. *Direct Premium Written/Produced by Managing General Agents/Third Party Administrators*

No significant change.

20. *Fair Value Information*

A. (1) Assets and Liabilities Measured and Reported at Estimated Fair Value at Reporting Date

Hierarchy Table

The following table provides information about financial assets and liabilities measured and reported at estimated fair value at:

	March 31, 2018			
	Fair Value Measurements at Reporting Date Using			Total
	Level 1	Level 2	Level 3	
Assets				
Derivative assets ⁽¹⁾				
Interest rate	\$ —	\$ 7,546,637	\$ —	\$ 7,546,637
Foreign currency exchange rate	—	1,350,012	—	1,350,012
Total derivative assets	—	8,896,649	—	8,896,649
Separate Account assets ⁽²⁾	—	4,846,884,996	—	4,846,884,996
Total assets	<u>\$ —</u>	<u>\$ 4,855,781,645</u>	<u>\$ —</u>	<u>\$ 4,855,781,645</u>
Liabilities				
Derivative liabilities ⁽¹⁾				
Foreign currency exchange rate	\$ —	\$ 438,928	\$ —	\$ 438,928
Total liabilities	<u>\$ —</u>	<u>\$ 438,928</u>	<u>\$ —</u>	<u>\$ 438,928</u>

⁽¹⁾ Derivative assets and derivative liabilities presented in the table above represent only those derivatives that are carried at estimated fair value. Accordingly, the amounts above exclude highly effective derivatives carried at amortized cost.

⁽²⁾ Separate Account assets are subject to General Account claims only to the extent that the value of such assets exceeds the Separate Account liabilities. Investments (stated generally at estimated fair value) and liabilities of the Separate Accounts are reported separately as assets and liabilities.

(2) Assets and Liabilities Measured and Reported at Estimated Fair Value at Reporting Date

Rollforward Table – Level 3 Assets and Liabilities

There were no assets and liabilities measured and reported at estimated fair value using significant unobservable (Level 3) inputs for the quarter ended March 31, 2018.

Transfers into or out of Level 3

During the three months ended March 31, 2018, there were no transfers into or out of Level 3.

(3) Transfers between levels are assumed to occur at the beginning of the annual reporting period.

NOTES TO THE FINANCIAL STATEMENTS

(4) Assets and Liabilities Measured and Reported at Estimated Fair Value at Reporting Date

When developing estimated fair values, the Company considers three broad valuation techniques: (i) the market approach, (ii) the income approach, and (iii) the cost approach. The Company determines the most appropriate valuation technique to use, given what is being measured and the availability of sufficient inputs, giving priority to observable inputs. The Company categorizes its assets and liabilities measured at estimated fair value into a three-level hierarchy, based on the significant input with the lowest level in its valuation. The input levels are as follows:

Level 1 Unadjusted quoted prices in active markets for identical assets or liabilities. The size of the bid/ask spread is used as an indicator of market activity for fixed maturity securities.

Level 2 Quoted prices in markets that are not active or inputs that are observable either directly or indirectly. These inputs can include quoted prices for similar assets or liabilities other than quoted prices in Level 1, quoted prices in markets that are not active, or other significant inputs that are observable or can be derived principally from or corroborated by observable market data for substantially the full term of the assets or liabilities.

Level 3 Unobservable inputs that are supported by little or no market activity and are significant to the determination of estimated fair value of the assets or liabilities. Unobservable inputs reflect the reporting entity's own assumptions about the assumptions that market participants would use in pricing the asset or liability.

Determination of Fair Value

The Company defines fair value as the price that would be received to sell an asset or paid to transfer a liability (an exit price) in the principal or most advantageous market for the asset or liability in an orderly transaction between market participants on the measurement date. In most cases, the exit price and the transaction (or entry) price will be the same at initial recognition.

In general, investments classified within Level 3 use many of the same valuation technique and inputs as described in the Level 2 discussions. However, if key inputs are unobservable, or if the investments are less liquid and there is very limited trading activity, the investments are generally classified as Level 3. The use of independent non-binding broker quotations to value investments generally indicates there is a lack of liquidity or the general lack of transparency in the process to develop the valuation estimates generally causing such investments to be classified in Level 3.

Bonds: For bonds classified as Level 2 assets, estimated fair values are determined using an income approach. The estimated fair value is determined using third-party commercial pricing services, with the primary inputs being quoted prices in markets that are not active, benchmark yields, spreads off benchmark yields, new issuances, issuer rating, trades of identical or comparable securities, or duration for Level 2 assets. Privately-placed securities are valued using the additional key inputs: market yield curve, call provisions, observable prices and spreads for similar public or private securities that incorporate the credit quality and industry sector of the issuer, and delta spread adjustments to reflect specific credit-related issues. Loan-backed securities are valued using the additional key inputs: expected prepayment speeds and volumes, current and forecasted loss severity, ratings, geographic region, weighted average coupon and weighted average maturity, average delinquency rates and debt-service coverage ratios. Other issuance-specific information is also used, including, but not limited to; collateral type, structure of the security, vintage of the loans, payment terms of the underlying asset, payment priority within tranche, and deal performance.

For bonds classified as Level 3 assets, estimated fair values are determined using a market approach. The estimated fair value is determined using matrix pricing or consensus pricing, with the primary inputs being quoted and offered prices.

Separate Account Assets: For separate account assets classified as Level 2 assets, estimated fair values are determined using either a market or income approach. The estimated fair value is determined using third-party commercial pricing services, with the primary input being quoted securitization market price determined principally by independent pricing services using observable inputs or quoted prices or reported net asset value ("NAV") provided by the fund managers.

Derivatives: For OTC-bilateral derivatives classified as Level 2 assets or liabilities, estimated fair values are determined using the income approach. Valuations of non-option-based derivatives utilize present value techniques.

The significant inputs to the pricing models for most OTC-bilateral are inputs that are observable in the market or can be derived principally from, or corroborated by, observable market data.

Most inputs for OTC-bilateral are mid-market inputs but, in certain cases, liquidity adjustments are made when they are deemed more representative of exit value. Market liquidity, as well as the use of different methodologies, assumptions and inputs, may have a material effect on the estimated fair values of the Company's derivatives and could materially affect the net change in capital and surplus.

The credit risk of both the counterparty and the Company are considered in determining the estimated fair value for all OTC-bilateral, and any potential credit adjustment is based on the net exposure by counterparty after taking into account the effects of netting agreements and collateral arrangements. The Company values its OTC-bilateral derivatives using standard swap curves which may include a spread to the risk-free rate, depending upon specific collateral arrangements. This credit spread is appropriate for those parties that execute trades at pricing levels consistent with similar collateral arrangements. As the Company and its significant derivative counterparties generally execute trades at such pricing levels and hold sufficient collateral, additional credit risk adjustments are not currently required in the valuation process. The Company's ability to consistently execute at such pricing levels is in part due to the netting agreements and collateral arrangements that are in place with all of its significant derivative counterparties. An evaluation of the requirement to make additional credit risk adjustments is performed by the Company each reporting period.

NOTES TO THE FINANCIAL STATEMENTS

B. The Company provides additional fair value information in Notes 5 and 16.

C. Estimated Fair Value of All Financial Instruments

Information related to the aggregate fair value of financial instruments is shown below at:

March 31, 2018						
	Aggregate Fair Value	Admitted Value	Level 1	Level 2	Level 3	Not Practicable (Carrying Value)
Assets						
Bonds	\$ 1,928,713,931	\$ 1,916,450,758	\$ 307,503,067	\$ 1,509,744,819	\$ 111,466,045	\$ —
Mortgage loans	401,220,084	407,649,950	—	—	401,220,084	—
Cash, cash equivalents and short-term investments	78,969,299	78,968,043	78,969,299	—	—	—
Derivative assets ⁽¹⁾	8,434,009	10,868,455	—	8,434,009	—	—
Other invested assets	6,483,292	6,089,226	—	6,483,292	—	—
Investment income due and accrued	19,292,952	19,292,952	—	19,292,952	—	—
Separate Account assets	5,169,819,132	5,176,114,906	109,001,652	5,052,270,084	8,547,396	—
Total assets	<u>\$ 7,612,932,699</u>	<u>\$ 7,615,434,290</u>	<u>\$ 495,474,018</u>	<u>\$ 6,596,225,156</u>	<u>\$ 521,233,525</u>	<u>\$ —</u>
Liabilities						
Investment contracts included in:						
Reserves for life and health insurance and annuities	\$ 1,039,258,048	\$ 1,089,263,221	\$ —	\$ —	\$ 1,039,258,048	\$ —
Liability for deposit-type contracts	17,958,266	17,234,129	—	—	17,958,266	—
Derivative liabilities ⁽¹⁾	2,654,962	1,919,616	—	2,654,962	—	—
Payable for collateral received	16,214,000	16,214,000	—	16,214,000	—	—
Total liabilities	<u>\$ 1,076,085,276</u>	<u>\$ 1,124,630,966</u>	<u>\$ —</u>	<u>\$ 18,868,962</u>	<u>\$ 1,057,216,314</u>	<u>\$ —</u>
December 31, 2017						
	Aggregate Fair Value	Admitted Value	Level 1	Level 2	Level 3	Not Practicable (Carrying Value)
Assets						
Bonds	\$ 2,012,446,548	\$ 1,951,138,381	\$ 347,905,467	\$ 1,549,034,519	\$ 115,506,562	\$ —
Mortgage loans	395,894,799	396,668,614	—	—	395,894,799	—
Cash, cash equivalents and short-term investments	58,216,800	58,215,479	41,221,545	16,995,255	—	—
Derivative assets ⁽¹⁾	3,546,835	4,876,999	—	3,546,835	—	—
Other invested assets	6,774,870	6,090,122	—	6,774,870	—	—
Investment income due and accrued	17,226,500	17,226,500	—	17,226,500	—	—
Separate Account assets	5,248,821,052	5,250,093,914	93,923,567	5,154,897,485	—	—
Total assets	<u>\$ 7,742,927,404</u>	<u>\$ 7,684,310,009</u>	<u>\$ 483,050,579</u>	<u>\$ 6,748,475,464</u>	<u>\$ 511,401,361</u>	<u>\$ —</u>
Liabilities						
Investment contracts included in:						
Reserves for life and health insurance and annuities	\$ 1,100,493,974	\$ 1,110,894,646	\$ —	\$ —	\$ 1,100,493,974	\$ —
Liability for deposit-type contracts	17,598,796	16,592,901	—	—	17,598,796	—
Derivative liabilities ⁽¹⁾	1,373,339	1,257,953	—	1,373,339	—	—
Payable for collateral received	5,384,000	5,384,000	—	5,384,000	—	—
Total liabilities	<u>\$ 1,124,850,109</u>	<u>\$ 1,134,129,500</u>	<u>\$ —</u>	<u>\$ 6,757,339</u>	<u>\$ 1,118,092,770</u>	<u>\$ —</u>

⁽¹⁾ Classification of derivatives is based on each derivative's positive (asset) or negative (liability) book/adjusted carrying value, which equals the net admitted assets and liabilities.

Assets and Liabilities

See "A(4) - Assets and Liabilities Measured and Reported at Estimated Fair Value at Reporting Date" above for a description of the valuation technique(s) and the inputs used in the fair value measurement for Level 2 and Level 3 assets and liabilities measured and reported at fair value. Incrementally, assets and liabilities not carried at estimated fair value at the reporting period are described below.

Bonds, Cash, Cash Equivalents and Short-term Investments

When available, the estimated fair value for bonds, cash equivalents and short-term investments are based on quoted prices in active markets that are readily and regularly obtainable. Generally, these investments are classified in Level 1, are the most liquid of the Company's securities holdings and valuation of these securities does not involve management's judgment.

The estimated fair value for cash approximates carrying value and is classified as Level 1 given the nature of cash.

For bonds classified as Level 2 assets, estimated fair values are determined using an income approach. The estimated fair value is determined using third-party commercial pricing services, with the primary inputs being quoted prices in markets that are not active, benchmark yields, spreads off benchmark yields, new issuances, issuer rating, trades of identical or comparable securities, or duration for Level 2 assets. Privately-placed securities are valued using the additional key inputs: market yield curve, call provisions, observable prices and spreads for similar public or private securities that incorporate the credit quality and industry sector of the issuer, and delta spread adjustments to reflect specific credit-related issues. Loan-backed securities are valued using the additional key inputs: expected prepayment speeds and volumes, current and forecasted loss severity, ratings, geographic region, weighted average coupon and weighted average maturity, average delinquency rates and debt-service coverage ratios. Other issuance-specific information is also used, including, but not limited to; collateral type, structure of the security, vintage of the loans, payment terms of the underlying asset, payment priority within tranche, and deal performance.

NOTES TO THE FINANCIAL STATEMENTS

For bonds classified as Level 3 assets, estimated fair values are determined using a market approach. The estimated fair value is determined using matrix pricing or consensus pricing, with the primary inputs being quoted and offered prices.

Mortgage Loans

For mortgage loans, estimated fair value is primarily determined by estimating expected future cash flows and discounting them using current interest rates for similar mortgage loans with similar credit risk, or is determined from pricing for similar mortgage loans. The estimated fair values for impaired mortgage loans are principally obtained by estimating the fair value of the underlying collateral using market standard appraisal and valuation methods. Mortgage loans valued using significant unobservable inputs are classified in Level 3.

Derivatives

For Level 2 assets and liabilities not carried at estimated fair value at the reporting period, the estimated fair value is determined using the methodologies described in the above section titled "*Derivatives*."

Other Invested Assets

The estimated fair value of other invested assets is determined using the methodologies as described in the above sections titled "Bonds, Cash, Cash Equivalents and Short-term Investments", based on the nature of the investment. Excluded from the disclosure are those other invested assets that are not considered to be financial instruments subject to this disclosure including investments carried on the equity method.

Investment Income Due and Accrued

The estimated fair value of investment income due and accrued approximates carrying value due as this financial instrument is short-term nature and the Company believes there is minimal risk of material changes in interest rates or the credit of the issuer. These amounts are generally classified as Level 2.

Investment Contracts Included in Reserves for Life and Health Insurance and Annuities and Liability for Deposit-Type Contracts

The fair value of investment contracts included in reserves for life and health insurance and annuities and in the liability for deposit-type contracts is estimated by discounting best estimate future cash flows based on assumptions that market participants would use in pricing such liabilities, with consideration of the Company's non-performance risk (own-credit risk) not reflected in the fair value calculation. The assumptions used in estimating these fair values are based in part on unobservable inputs classified in Level 3.

Payable for Collateral Received

The estimated fair value of amounts payable for collateral received approximates carrying value as these obligations are short-term in nature. These amounts are generally classified in Level 2.

Separate Accounts

Separate Account assets are generally carried at estimated fair value on the Statutory Statements of Assets, Liabilities, Surplus and Other Funds. Level 1 assets are comprised of common stock, derivative assets, U.S. Treasury and agency securities, cash and cash equivalents and short-term investments. Common stock securities are valued based upon unadjusted quoted prices in active markets that are readily and regularly available. Derivative assets are comprised of exchange-traded interest rate derivatives (options-based). U.S. Treasury and agency securities are valued based upon unadjusted quoted prices in active markets that are readily and regularly available. The estimated fair value of cash equivalents and short-term investments approximates carrying value due to the short-term maturities of these instruments.

Level 2 assets not carried at estimated fair value at the reporting period consist of bonds. The estimated fair value of is determined using the methodologies described in the above section titled "Bonds, Cash, Cash Equivalents and Short-term Investments".

The difference between the estimated fair value of Separate Account assets in the table above and the total recognized in the Statutory Statements of Assets, Liabilities, Surplus and Other Funds represents amounts that are considered non-financial instruments.

D. At March 31, 2018, the Company had no investments where it was not practicable to estimate fair value.

21. Other Items

No significant change.

NOTES TO THE FINANCIAL STATEMENTS

22. Events Subsequent

The Company has evaluated events subsequent to March 31, 2018 through May 10, 2018, which is the date these financial statements were available to be issued, and has determined there are no material subsequent events requiring adjustment to or disclosure in the financial statements.

The Company is not subject to the annual fee imposed under section 9010 of the Affordable Care Act (“ACA”).

23. Reinsurance

No significant change.

24. Retrospectively Rated Contracts & Contracts Subject to Redetermination

A-D. No significant change.

E. The Company is not subject to the risk sharing provision of the ACA.

25. Change in Incurred Losses and Loss Adjustment Expenses

The Company had no change in incurred losses and no loss adjustment expenses during the three months ended March 31, 2018.

26. Intercompany Pooling Arrangements

No significant change.

27. Structured Settlements

No significant change.

28. Health Care Receivables

No significant change.

29. Participating Policies

No significant change.

30. Premium Deficiency Reserves

No significant change.

31. Reserves for Life Contracts and Deposit-Type Contracts

No significant change.

32. Analysis of Annuity Actuarial Reserves and Deposit Liabilities by Withdrawal Characteristics

No significant change.

33. Premiums and Annuity Considerations Deferred and Uncollected

A. Deferred and uncollected life insurance premiums and annuity considerations as of March 31, 2018 were as follows:

Type	Gross	Net of Loading
Industrial	\$ —	\$ —
Ordinary new business	83,795	25,785
Ordinary renewal	2,644,187	1,886,201
Credit life	—	—
Group life	—	—
Group annuity	—	—
Total	\$ 2,727,982	\$ 1,911,986

34. Separate Accounts

A-B. No significant change.

NOTES TO THE FINANCIAL STATEMENTS

C. Reconciliation of Net Transfers to or (from) Separate Accounts:

(1)	Transfers as reported in the Summary of Operations of the Separate Accounts Annual Statement:		
	a. Transfers to Separate Accounts (Page 4, Line 1.4)	\$	125,257,507
	b. Transfers from Separate Accounts (Page 4, Line 10)		120,203,374
	c. Net transfers to or (from) Separate Accounts (a) - (b)		<u>5,054,133</u>
(2)	Reconciling Adjustments		<u>—</u>
(3)	Transfers as reported in the Summary of Operations of the Life, Accident & Health Annual Statement (1c) + (2) = (Page 4, Line 26)	\$	<u><u>5,054,133</u></u>

35. Loss/Claim Adjustment Expenses

No significant change.

GENERAL INTERROGATORIES

PART 1 - COMMON INTERROGATORIES

GENERAL

1.1 Did the reporting entity experience any material transactions requiring the filing of Disclosure of Material Transactions with the State of Domicile, as required by the Model Act? Yes [] No [X]

1.2 If yes, has the report been filed with the domiciliary state? Yes [] No []

2.1 Has any change been made during the year of this statement in the charter, by-laws, articles of incorporation, or deed of settlement of the reporting entity? Yes [] No [X]

2.2 If yes, date of change:

3.1 Is the reporting entity a member of an Insurance Holding Company System consisting of two or more affiliated persons, one or more of which is an insurer? If yes, complete Schedule Y, Parts 1 and 1A. Yes [X] No []

3.2 Have there been any substantial changes in the organizational chart since the prior quarter end? Yes [X] No []

3.3 If the response to 3.2 is yes, provide a brief description of those changes.

Various mergers, reorganizations and formations - See Schedule Y Part 1, Organization Chart - regarding information concerning activities of insurer members of a holding company group.

3.4 Is the reporting entity publicly traded or a member of a publicly traded group? Yes [X] No []

3.5 If the response to 3.4 is yes, provide the CIK (Central Index Key) code issued by the SEC for the entity/group. 0001685040

4.1 Has the reporting entity been a party to a merger or consolidation during the period covered by this statement? Yes [] No [X]

4.2 If yes, provide name of entity, NAIC Company Code, and state of domicile (use two letter state abbreviation) for any entity that has ceased to exist as a result of the merger or consolidation.

1	2	3
Name of Entity	NAIC Company Code	State of Domicile

5. If the reporting entity is subject to a management agreement, including third-party administrator(s), managing general agent(s), attorney-in-fact, or similar agreement, have there been any significant changes regarding the terms of the agreement or principals involved? If yes, attach an explanation. Yes [] No [X] N/A []

6.1 State as of what date the latest financial examination of the reporting entity was made or is being made. 12/31/2013

6.2 State the as of date that the latest financial examination report became available from either the state of domicile or the reporting entity. This date should be the date of the examined balance sheet and not the date the report was completed or released. 12/31/2013

6.3 State as of what date the latest financial examination report became available to other states or the public from either the state of domicile or the reporting entity. This is the release date or completion date of the examination report and not the date of the examination (balance sheet date). 02/03/2017

6.4 By what department or departments?

New York State Department of Financial Services

6.5 Have all financial statement adjustments within the latest financial examination report been accounted for in a subsequent financial statement filed with Departments? Yes [] No [] N/A [X]

6.6 Have all of the recommendations within the latest financial examination report been complied with? Yes [X] No [] N/A []

7.1 Has this reporting entity had any Certificates of Authority, licenses or registrations (including corporate registration, if applicable) suspended or revoked by any governmental entity during the reporting period? Yes [] No [X]

7.2 If yes, give full information:

8.1 Is the company a subsidiary of a bank holding company regulated with the Federal Reserve Board? Yes [] No [X]

8.2 If response to 8.1 is yes, please identify the name of the bank holding company.

8.3 Is the company affiliated with one or more banks, thrifts or securities firms? Yes [X] No []

8.4 If the response to 8.3 is yes, please provide below the names and location (city and state of the main office) of any affiliates regulated by a federal regulatory services agency [i.e. the Federal Reserve Board (FRB), the Office of the Comptroller of the Currency (OCC), the Federal Deposit Insurance Corporation (FDIC) and the Securities Exchange Commission (SEC)] and identify the affiliate's primary federal regulator].

1	2	3	4	5	6
Affiliate Name	Location (City, State)	FRB	OCC	FDIC	SEC
Brighthouse Investment Advisers, LLC	Boston, MA				YES
MetLife Investment Advisers, LLC	Whippany, NJ				YES
MetLife Investors Distribution Company	New York, NY				YES
Brighthouse Securities, LLC	Charlotte, NC				YES
MetLife Investment Securities, LLC	Whippany, NJ				YES
Logan Circle Partners, L.P.	Philadelphia, PA				YES

9.1 Are the senior officers (principal executive officer, principal financial officer, principal accounting officer or controller, or persons performing similar functions) of the reporting entity subject to a code of ethics, which includes the following standards? Yes [X] No []

(a) Honest and ethical conduct, including the ethical handling of actual or apparent conflicts of interest between personal and professional relationships;

(b) Full, fair, accurate, timely and understandable disclosure in the periodic reports required to be filed by the reporting entity;

(c) Compliance with applicable governmental laws, rules and regulations;

(d) The prompt internal reporting of violations to an appropriate person or persons identified in the code; and

(e) Accountability for adherence to the code.

9.11 If the response to 9.1 is No, please explain:

9.2 Has the code of ethics for senior managers been amended? Yes [] No [X]

9.21 If the response to 9.2 is Yes, provide information related to amendment(s).

GENERAL INTERROGATORIES

PART 1 - COMMON INTERROGATORIES

- 9.3 Have any provisions of the code of ethics been waived for any of the specified officers? Yes [] No [X]
- 9.31 If the response to 9.3 is Yes, provide the nature of any waiver(s).

FINANCIAL

- 10.1 Does the reporting entity report any amounts due from parent, subsidiaries or affiliates on Page 2 of this statement? Yes [X] No []
- 10.2 If yes, indicate any amounts receivable from parent included in the Page 2 amount: \$ 0

INVESTMENT

- 11.1 Were any of the stocks, bonds, or other assets of the reporting entity loaned, placed under option agreement, or otherwise made available for use by another person? (Exclude securities under securities lending agreements.) Yes [X] No []

11.2 If yes, give full and complete information relating thereto:

Pledged as collateral not captured in other categories \$393,297. See Note 5L.

12. Amount of real estate and mortgages held in other invested assets in Schedule BA: \$ 0
13. Amount of real estate and mortgages held in short-term investments: \$ 0
- 14.1 Does the reporting entity have any investments in parent, subsidiaries and affiliates? Yes [] No [X]

14.2 If yes, please complete the following:

	1 Prior Year End Book/Adjusted Carrying Value	2 Current Quarter Book/Adjusted Carrying Value
14.21 Bonds	\$ 0	\$ 0
14.22 Preferred Stock	0	0
14.23 Common Stock	0	0
14.24 Short-Term Investments	0	0
14.25 Mortgage Loans on Real Estate	0	0
14.26 All Other	0	0
14.27 Total Investment in Parent, Subsidiaries and Affiliates (Subtotal Lines 14.21 to 14.26)	\$ 0	\$ 0
14.28 Total Investment in Parent included in Lines 14.21 to 14.26 above	\$ 0	\$ 0

- 15.1 Has the reporting entity entered into any hedging transactions reported on Schedule DB? Yes [X] No []
- 15.2 If yes, has a comprehensive description of the hedging program been made available to the domiciliary state? Yes [X] No []
- If no, attach a description with this statement.

16. For the reporting entity's security lending program, state the amount of the following as of current statement date:

- 16.1 Total fair value of reinvested collateral assets reported on Schedule DL, Parts 1 and 2: \$ 0
- 16.2 Total book adjusted/carrying value of reinvested collateral assets reported on Schedule DL, Parts 1 and 2: \$ 0
- 16.3 Total payable for securities lending reported on the liability page: \$ 0

17. Excluding items in Schedule E-Part 3-Special Deposits, real estate, mortgage loans and investments held physically in the reporting entity's offices, vaults or safety deposit boxes, were all stocks, bonds and other securities, owned throughout the current year held pursuant to a custodial agreement with a qualified bank or trust company in accordance with Section 1, III - General Examination Considerations, F. Outsourcing of Critical Functions, Custodial or Safekeeping Agreements of the NAIC *Financial Condition Examiners Handbook*? Yes [X] No []

17.1 For all agreements that comply with the requirements of the NAIC *Financial Condition Examiners Handbook*, complete the following:

1 Name of Custodian(s)	2 Custodian Address
JPMorgan Chase & Co	4 New York Plaza - 12th Floor, New York, NY, 10004

17.2 For all agreements that do not comply with the requirements of the NAIC *Financial Condition Examiners Handbook*, provide the name, location and a complete explanation:

1 Name(s)	2 Location(s)	3 Complete Explanation(s)

- 17.3 Have there been any changes, including name changes, in the custodian(s) identified in 17.1 during the current quarter? Yes [] No [X]

17.4 If yes, give full and complete information relating thereto:

1 Old Custodian	2 New Custodian	3 Date of Change	4 Reason

17.5 Investment management – Identify all investment advisors, investment managers, broker/dealers, including individuals that have the authority to make investment decisions on behalf of the reporting entity. For assets that are managed internally by employees of the reporting entity, note as such ["...that have access to the investment accounts", "handle securities"].

1 Name of Firm or Individual	2 Affiliation
MetLife Investment Advisors, LLC	A

- 17.5097 For those firms/individuals listed in the table for Question 17.5, do any firms/individuals unaffiliated with the reporting entity (i.e., designated with a "U") manage more than 10% of the reporting entity's assets? Yes [] No []
- 17.5098 For firms/individuals unaffiliated with the reporting entity (i.e., designated with a "U") listed in the table for Question 17.5, does the total assets under management aggregate to more than 50% of the reporting entity's assets? Yes [] No []

GENERAL INTERROGATORIES

PART 1 - COMMON INTERROGATORIES

17.6 For those firms or individuals listed in the table for 17.5 with an affiliation code of "A" (affiliated) or "U" (unaffiliated), provide the information for the table below.

1	2	3	4	5
Central Registration Depository Number	Name of Firm or Individual	Legal Entity Identifier (LEI)	Registered With	Investment Management Agreement (IMA) Filed
142463	MetLife Investment Advisors, LLC	EAU072Q8FCR1S0XGYJ21	SEC	DS

18.1 Have all the filing requirements of the *Purposes and Procedures Manual of the NAIC Investment Analysis Office* been followed? Yes No

18.2 If no, list exceptions:

19. By self-designating 5*GI securities, the reporting entity is certifying the following elements for each self-designated 5*GI security:

- a. Documentation necessary to permit a full credit analysis of the security does not exist.
- b. Issuer or obligor is current on all contracted interest and principal payments.
- c. The insurer has an actual expectation of ultimate payment of all contracted interest and principal.

Has the reporting entity self-designated 5*GI securities?

Yes No

Brighthouse Life Insurance Company of NY
GENERAL INTERROGATORIES (continued)

PART 2 - LIFE & HEALTH

1.	Report the statement value of mortgage loans at the end of this reporting period for the following categories:		
1.1	Long-term mortgages in good standing		Amount
1.11	Farm mortgages.....	\$	118,102,475
1.12	Residential mortgages.....	\$	
1.13	Commercial mortgages.....	\$	289,547,475
1.14	Total mortgages in good standing.....	\$	407,649,950
1.2	Long-term mortgages in good standing with restructured terms		
1.21	Total mortgages in good standing with restructured terms.....	\$	
1.3	Long-term mortgage loans upon which interest is overdue more than three months		
1.31	Farm mortgages.....	\$	
1.32	Residential mortgages.....	\$	
1.33	Commercial mortgages.....	\$	
1.34	Total mortgages with interest overdue more than three months.....	\$.0
1.4	Long-term mortgage loans in process of foreclosure		
1.41	Farm mortgages.....	\$	
1.42	Residential mortgages.....	\$	
1.43	Commercial mortgages.....	\$	
1.44	Total mortgages in process of foreclosure.....	\$.0
1.5	Total mortgage loans (Lines 1.14 + 1.21 + 1.34 + 1.44) (Page 2, Column 3, Lines 3.1 + 3.2)	\$	407,649,950
1.6	Long-term mortgages foreclosed, properties transferred to real estate in current quarter		
1.61	Farm mortgages.....	\$	
1.62	Residential mortgages.....	\$	
1.63	Commercial mortgages.....	\$	
1.64	Total mortgages foreclosed and transferred to real estate.....	\$.0
2.	Operating Percentages:		
2.1	A&H loss percent.....		
2.2	A&H cost containment percent.....		
2.3	A&H expense percent excluding cost containment expenses.....		
3.1	Do you act as a custodian for health savings accounts?.....	Yes []	No [X]
3.2	If yes, please provide the amount of custodial funds held as of the reporting date.....	\$	
3.3	Do you act as an administrator for health savings accounts?.....	Yes []	No [X]
3.4	If yes, please provide the balance of the funds administered as of the reporting date.....	\$	
4.	Is the reporting entity licensed or chartered, registered, qualified, eligible or writing business in at least two states?.....	Yes []	No [X]
4.1	If no, does the reporting entity assume reinsurance business that covers risks residing in at least one state other than the state of domicile or the reporting entity?.....	Yes []	No [X]

SCHEDULE S - CEDED REINSURANCE

Showing All New Reinsurance Treaties - Current Year to Date

1 NAIC Company Code	2 ID Number	3 Effective Date	4 Name of Reinsurer	5 Domiciliary Jurisdiction	6 Type of Reinsurance Ceded	7 Type of Reinsurer	8 Certified Reinsurer Rating (1 through 6)	9 Effective Date of Certified Reinsurer Rating
------------------------------	----------------	------------------------	------------------------	----------------------------------	--------------------------------------	---------------------------	---	--

NONE

Brighthouse Life Insurance Company of NY SCHEDULE T - PREMIUMS AND ANNUITY CONSIDERATIONS

Current Year to Date - Allocated by States and Territories

1	States, Etc.	Active Status (a)	Direct Business Only					
			Life Contracts		4 A&H Insurance Premiums, Including Policy Membership and Other Fees	5 Other Considerations	6 Total Columns 2 through 5	7 Deposit-Type Contracts
			2 Life Insurance Premiums	3 Annuity Considerations				
1.	Alabama.....	AL N	2,443				2,443	
2.	Alaska.....	AK N					0	
3.	Arizona.....	AZ N	29,975	10,450			40,425	
4.	Arkansas.....	AR N	1,604				1,604	
5.	California.....	CA N	129,378	500			129,878	
6.	Colorado.....	CO N	19,712	1,500			21,212	
7.	Connecticut.....	CT N	151,924	121,600			273,524	
8.	Delaware.....	DE N	5,495				5,495	
9.	District of Columbia.....	DC N	2,670				2,670	
10.	Florida.....	FL N	248,180	71,054			319,234	
11.	Georgia.....	GA N	31,976	3,700			35,676	
12.	Hawaii.....	HI N	2,342				2,342	
13.	Idaho.....	ID N	871				871	
14.	Illinois.....	IL N	23,761				23,761	
15.	Indiana.....	IN N	8,372				8,372	
16.	Iowa.....	IA N	1,366	1,900			3,266	
17.	Kansas.....	KS N	2,195				2,195	
18.	Kentucky.....	KY N	3,166				3,166	
19.	Louisiana.....	LA N	1,983				1,983	
20.	Maine.....	ME N	5,080				5,080	
21.	Maryland.....	MD N	32,143				32,143	
22.	Massachusetts.....	MA N	85,235	450			85,685	
23.	Michigan.....	MI N	23,468				23,468	
24.	Minnesota.....	MN N	4,485	750			5,235	
25.	Mississippi.....	MS N	818				818	
26.	Missouri.....	MO N	2,391				2,391	
27.	Montana.....	MT N	781				781	
28.	Nebraska.....	NE N	197				197	
29.	Nevada.....	NV N	13,584				13,584	
30.	New Hampshire.....	NH N	5,154				5,154	
31.	New Jersey.....	NJ N	391,588				391,588	
32.	New Mexico.....	NM N	1,702				1,702	
33.	New York.....	NY L	20,952,256	125,779,314			146,731,570	266,685
34.	North Carolina.....	NC N	72,293				72,293	
35.	North Dakota.....	ND N	224				224	
36.	Ohio.....	OH N	23,342				23,342	
37.	Oklahoma.....	OK N	2,325				2,325	
38.	Oregon.....	OR N	14,872				14,872	
39.	Pennsylvania.....	PA N	68,603	214,620			283,223	
40.	Rhode Island.....	RI N	6,517				6,517	
41.	South Carolina.....	SC N	39,253				39,253	
42.	South Dakota.....	SD N	1,216				1,216	
43.	Tennessee.....	TN N	16,846				16,846	
44.	Texas.....	TX N	61,595	26,000			87,595	
45.	Utah.....	UT N	3,589				3,589	
46.	Vermont.....	VT N	7,782				7,782	
47.	Virginia.....	VA N	28,867				28,867	
48.	Washington.....	WA N	16,940				16,940	
49.	West Virginia.....	WV N	537				537	
50.	Wisconsin.....	WI N	7,210				7,210	
51.	Wyoming.....	WY N	86				86	
52.	American Samoa.....	AS N					0	
53.	Guam.....	GU N					0	
54.	Puerto Rico.....	PR N	2,275				2,275	
55.	US Virgin Islands.....	VI N	182				182	
56.	Northern Mariana Islands.....	MP N					0	
57.	Canada.....	CAN N	2,596				2,596	
58.	Aggregate Other Alien.....	OT .XXX	42,890	0	0	0	42,890	0
59.	Subtotal.....	.XXX	22,606,335	126,231,838	0	0	148,838,173	266,685
90.	Reporting entity contributions for employee benefit plans.....	.XXX					0	
91.	Dividends or refunds applied to purchase paid-up additions and annuities.....	.XXX					0	
92.	Dividends or refunds applied to shorten endowment or premium paying period.....	.XXX					0	
93.	Premium or annuity considerations waived under disability or other contract provisions.....	.XXX	4,494				4,494	
94.	Aggregate other amounts not allocable by State.....	.XXX	0	928,353	0	0	928,353	0
95.	Totals (Direct Business).....	.XXX	22,610,829	127,160,191	0	0	149,771,020	266,685
96.	Plus Reinsurance Assumed.....	.XXX					0	
97.	Totals (All Business).....	.XXX	22,610,829	127,160,191	0	0	149,771,020	266,685
98.	Less Reinsurance Ceded.....	.XXX	4,662,480	19,225,196			23,887,676	
99.	Totals (All Business) less Reinsurance Ceded.....	.XXX	17,948,349	107,934,995	0	0	125,883,344	266,685

DETAILS OF WRITE-INS

58001.	Other alien.....	.XXX	42,890				42,890	
58002.XXX					0	
58003.XXX					0	
58998.	Summary of remaining write-ins for line 58 from overflow page.....	.XXX	0	0	0	0	0	0
58999.	Total (Lines 58001 thru 58003 plus 58998) (Line 58 above).....	.XXX	42,890	0	0	0	42,890	0
9401.	Internal policy exchanges.....	.XXX		928,353			928,353	
9402.XXX					0	
9403.XXX					0	
9498.	Summary of remaining write-ins for line 94 from overflow page.....	.XXX	0	0	0	0	0	0
9499.	Total (Lines 9401 thru 9403 plus 9498) (Line 94 above).....	.XXX	0	928,353	0	0	928,353	0

(a) Active Status Count

L - Licensed or Chartered - Licensed insurance carrier or domiciled RRG..... 1
 E - Eligible - Reporting entities eligible or approved to write surplus lines in the state..... 0

R - Registered - Non-domiciled RRGs..... 0
 Q - Qualified - Qualified or accredited reinsurer..... 0

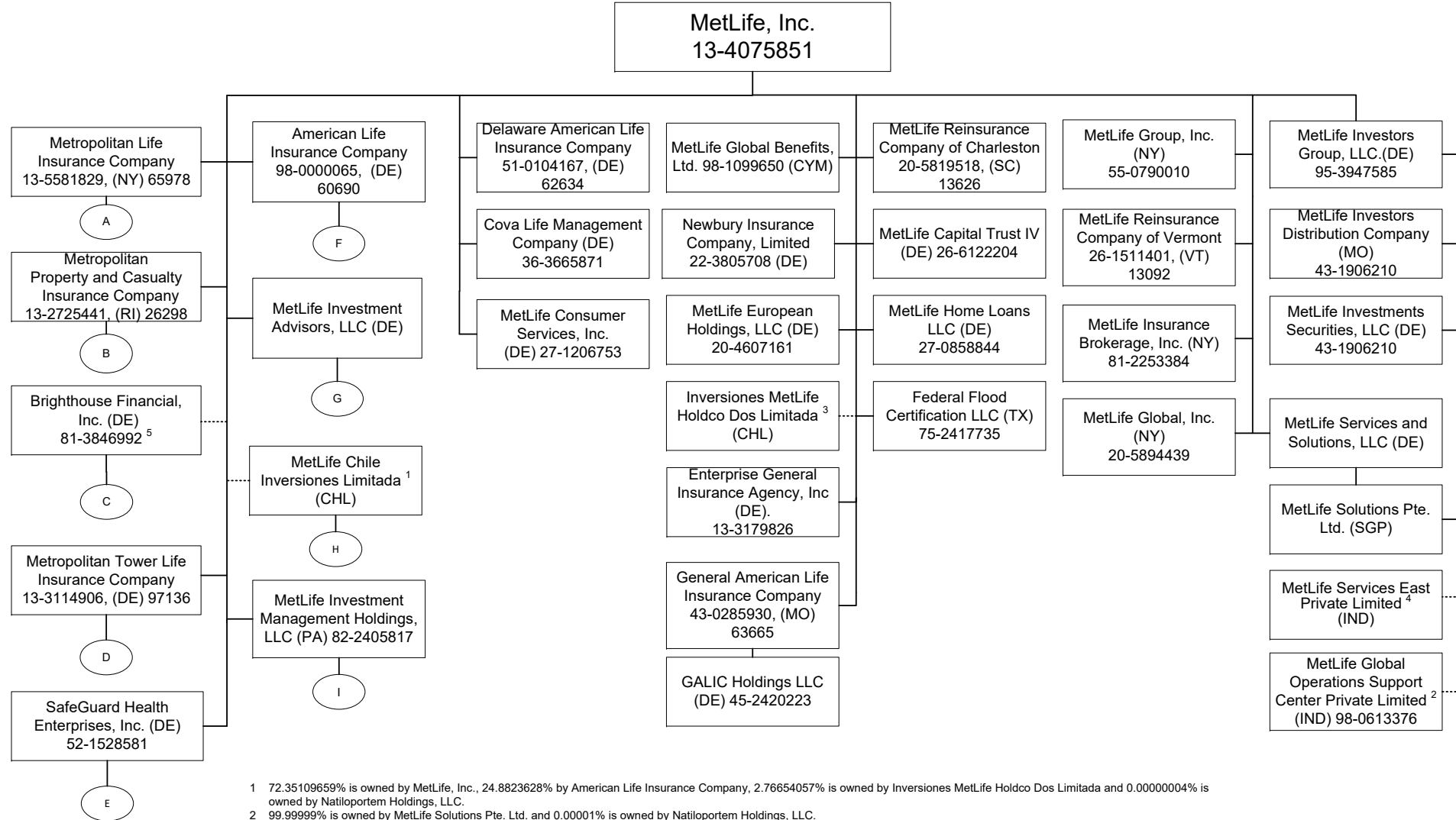
Explanation of basis of allocation by states, etc., of premiums and annuity considerations

N - None of the above - Not allowed to write business in the state..... 56

Premiums for Individual Life Policies are distributed according to the address to which the premium notices are sent (if applicable). Considerations for Individual Fixed and Variable Benefit Annuities are distributed according to the state in which the annuitant or owner resides or the address designated as the one to which business communications should be sent (if applicable). For Group Annuity contracts that are allocable, considerations are generally assigned to the state where the person making the contribution resides (if applicable). For Group Annuity contracts that are not allocable, considerations are assigned to the principal place of business of the contract sponsor (if applicable). Deposit-type funds for group contracts are allocated to the principal place of business of the plan sponsor, typically the employer that has established a pension or profit sharing plan for the benefit of its employees (if applicable). For individual agreements, deposit-type funds are allocated to the residence of the owner of the contract (if applicable).

SCHEDULE Y - INFORMATION CONCERNING ACTIVITIES OF INSURER MEMBERS OF A HOLDING COMPANY GROUP

PART 1 - ORGANIZATIONAL CHART

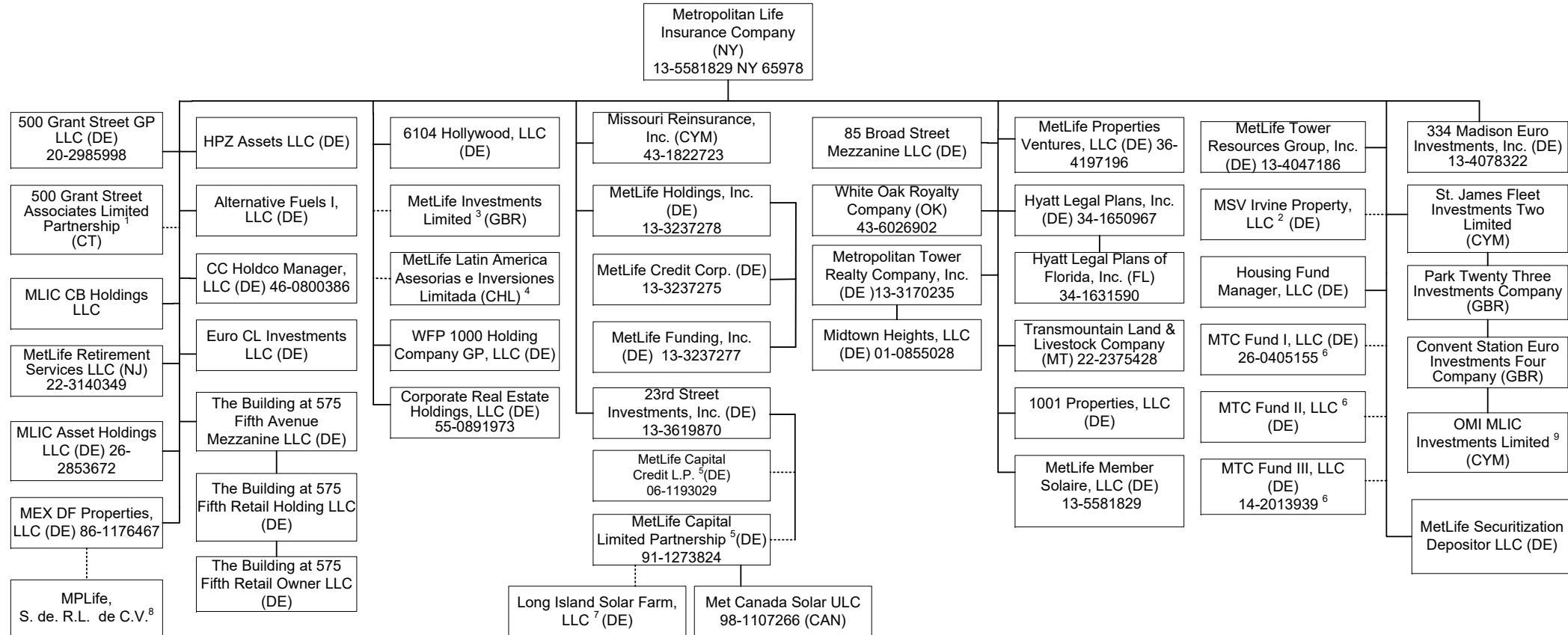


1 72.35109659% is owned by MetLife, Inc., 24.8823628% by American Life Insurance Company, 2.76654057% is owned by Inversiones MetLife Holdco Dos Limitada and 0.00000004% is owned by Natlioportem Holdings, LLC.
 2 99.999999% is owned by MetLife Solutions Pte. Ltd. and 0.00001% is owned by Natlioportem Holdings, LLC.
 3 99.99946% of Inversiones MetLife Holdco Dos Limitada is owned by MetLife, Inc., 0.000535% is owned by MetLife International Holdings, LLC. and 0.00000054% is owned by Natlioportem Holdings, LLC.
 4 99.99% of MetLife Services East Private Limited is owned by MetLife Solutions Pte. Ltd and .01% is owned by Natlioportem Holdings, LLC.
 5 On August 4, 2017, MetLife, Inc. ("MET") distributed approximately 80.8% of the shares of Brighthouse Financial, Inc.'s ("BHF") common stock to MET's common shareholders. As a result, MET's ownership of the BHF shares of common stock decreased to approximately 19.2%. MET granted BHF an irrevocable proxy to vote all of its remaining shares of BHF's common stock in proportion to the votes of BHF's other common shareholders. Consequently MET does not have any voting power over any BHF shares that it still owns. Nevertheless, for the BHF subsidiary insurance companies domiciled in Delaware and New York (Brighthouse Life Insurance Company and Brighthouse Life Insurance Company of NY, respectively) BHF and its affiliates (including these insurance companies) are deemed to be affiliates of MET by their domiciliary state insurance regulators. Accordingly, BHF and its affiliates continue to appear on the MET organizational chart.

SCHEDULE Y - INFORMATION CONCERNING ACTIVITIES OF INSURER MEMBERS OF A HOLDING COMPANY GROUP

PART 1 - ORGANIZATIONAL CHART

A



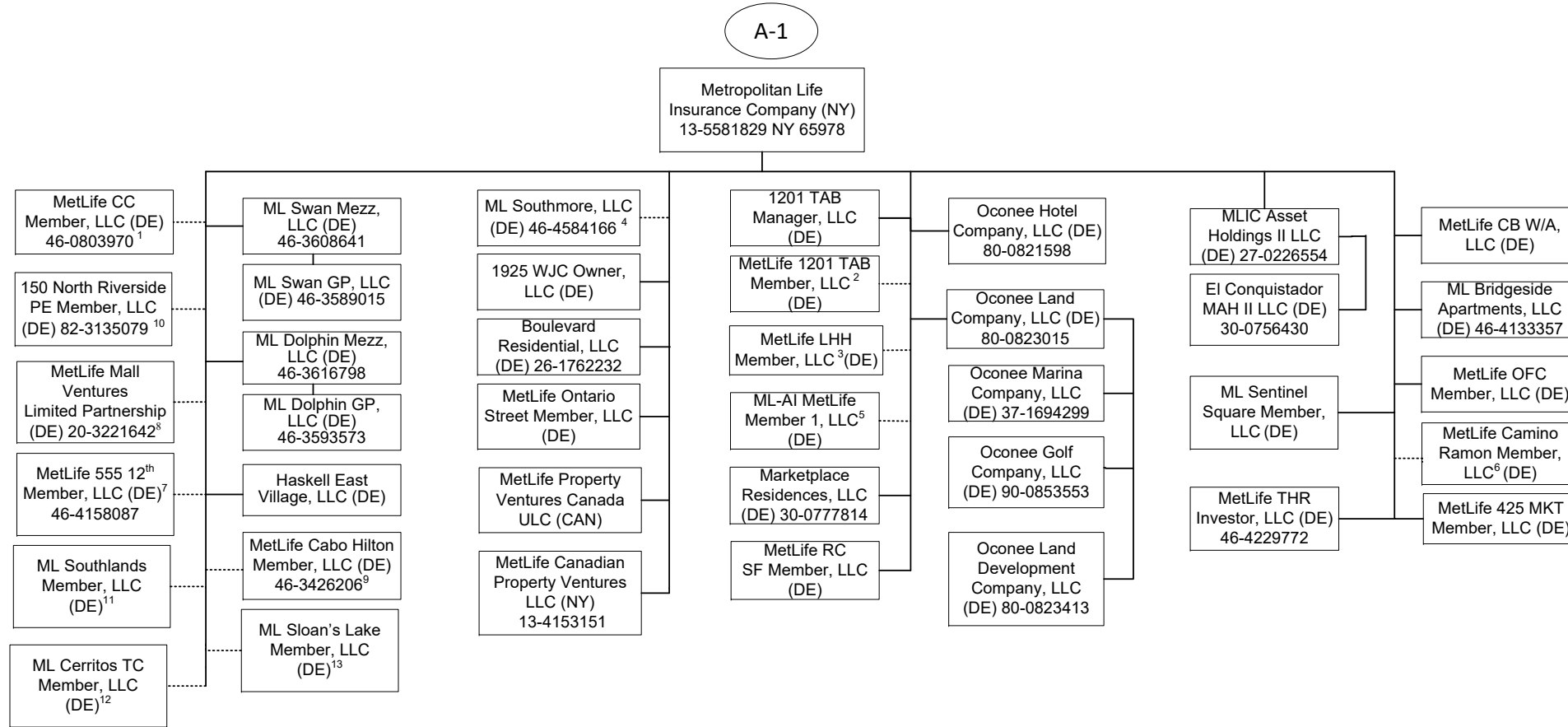
Q12.1

1 99% of 500 Grant Street Associates Limited Partnership is held by Metropolitan Life Insurance Company and 1% by 500 Grant Street GP LLC.
 2 4% of MSV Irvine Property, LLC is owned by Metropolitan Tower Realty Company, Inc. and 96% is owned by Metropolitan Life Insurance Company.
 3 23rd Street Investments, Inc. holds one share of MetLife Investments Limited.
 4 23rd Street Investments, Inc. holds .01% of MetLife Latin American Asesorias e Inversiones Limitada.

5 1% General Partnership interest is held by 23rd Street Investment, Inc. and 99% Limited Partnership interest is held by Metropolitan Life Insurance Company.
 6 Housing Fund Manager, LLC is the managing member and the remaining interests are held by a third party member.
 7 9.61% membership interest is held by Brighthouse Renewables Holding, LLC and 90.39% membership interest is held by LISF Solar Trust in which MetLife Capital Limited Partnership has a 100% beneficial interest.
 8 99% of MPLife, S. de. R.L. de C.V. is owned by MEX DF Properties, LLC and .01% is owned by Euro CL Investments, LLC
 9 99.9765% of OMI MLIC Investments Limited is owned by St. James Fleet Investments Two Limited and .0235% is owned by Convent Station Euro Investments Four Company.

SCHEDULE Y - INFORMATION CONCERNING ACTIVITIES OF INSURER MEMBERS OF A HOLDING COMPANY GROUP

PART 1 - ORGANIZATIONAL CHART



Q12.2

1 95.122% of MetLife CC Member, LLC is held by Metropolitan Life Insurance Company and 4.878% by General American Life Insurance Company.

2 96.9% of MetLife 1201 TAB Member, LLC is owned by Metropolitan Life Insurance Company and 3.10% is owned by Metropolitan Property and Casualty Insurance Company.

3 99% of MetLife LHH Member, LLC is owned by Metropolitan Life Insurance Company and 1% by General American Life Insurance Company.

4 99% of ML Southmore, LLC is owned by Metropolitan Life Insurance Company and 1% by General American Life Insurance Company.

5 95.199% of the membership interest is owned by Metropolitan Life Insurance Company and 4.801% by Metropolitan Property and Casualty Insurance Company.

6 99% of MetLife Camino Ramon Member, LLC is owned by Metropolitan Life Insurance Company and 1% by General American Life Insurance Company.

7 94.6% of MetLife 555 12th Member, LLC is owned by Metropolitan Life Insurance Company and 5.4% is owned by General American Life Insurance Company.

8 99% LP interest of MetLife Mall Ventures Limited Partnership is owned by Metropolitan Life Insurance Company and 1% GP interest is owned by Metropolitan Tower Realty Company, Inc.

9 83.1% of MetLife Cabo Hilton Member, LLC is owned by Metropolitan Life Insurance Company and 16.9% by General American Life Insurance Company.

10 81.45% of 150 North Riverside PE Member, LLC is owned by Metropolitan Life Insurance Company, 13.32% is owned by General American Life Insurance Company and 5.23% is owned by Metropolitan Tower Life Insurance Company.

11 60% of ML Southlands Member, LLC is owned by Metropolitan Life Insurance Company and 40% is owned by Metropolitan Tower Life Insurance Company.

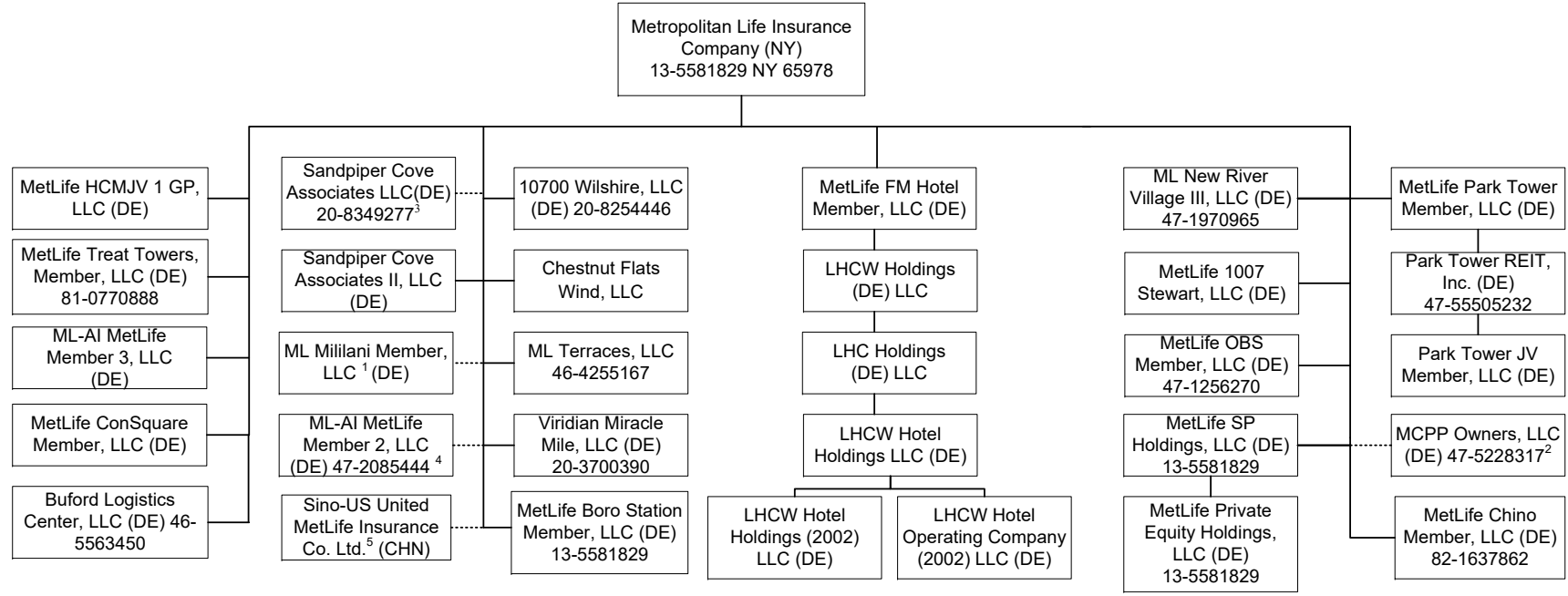
12 60% of ML Cerritos TC Member, LLC is owned by Metropolitan Life Insurance Company and 40% is owned by Metropolitan Tower Life Insurance Company.

13 55% of ML Sloan's Lake Member, LLC is owned by Metropolitan Life Insurance Company and 45% is owned by Metropolitan Tower Life Insurance Company.

SCHEDULE Y - INFORMATION CONCERNING ACTIVITIES OF INSURER MEMBERS OF A HOLDING COMPANY GROUP

PART 1 - ORGANIZATIONAL CHART

A-2

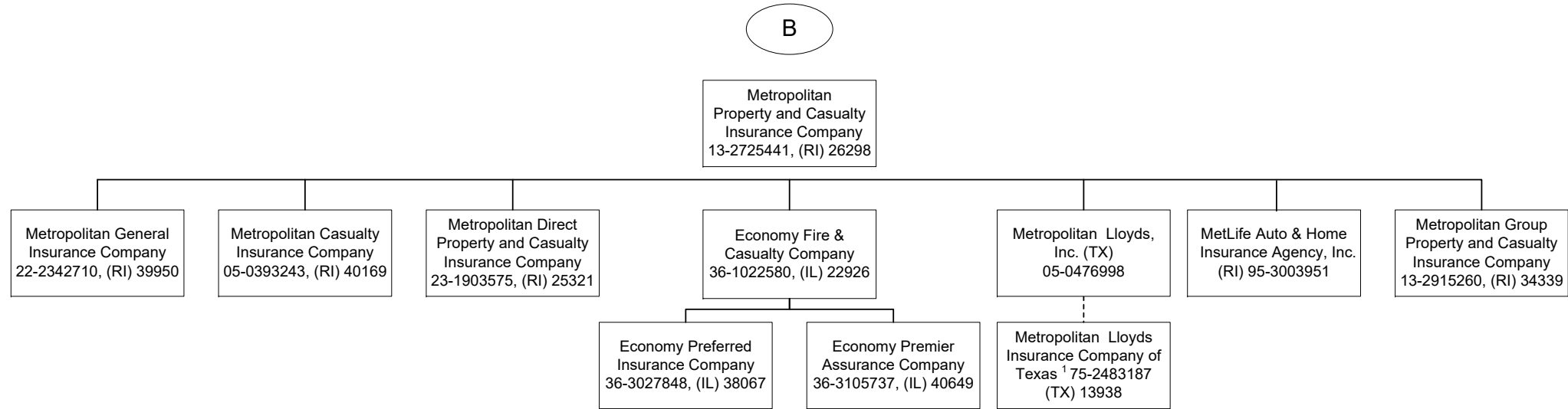


1 95% of ML Mililani Member, LLC is owned by Metropolitan Life Insurance Company and 5% is owned by General American Life Insurance Company.
 2 84.503% of MCPP Owners, LLC is owned by Metropolitan Life Insurance Company, 0.603% by General American Life Insurance Company, 1.616% by Metropolitan Tower Life Insurance Company, 13.278% by MTL Leasing, LLC.
 3 90.59% of the membership interest is owned by Metropolitan Life Insurance Company and 9.41% of the membership interest is owned by Metropolitan Tower Realty Company, Inc.
 4 98.97% of ML-AI MetLife Member 2, LLC is owned by Metropolitan Life Insurance Company and 1.03% by General American Life Insurance Company.
 5 50% of Sino-US United MetLife Insurance Co. Ltd. is owned by Metropolitan Life Insurance Company and 50% is owned by a third party.

Q12.3

SCHEDULE Y - INFORMATION CONCERNING ACTIVITIES OF INSURER MEMBERS OF A HOLDING COMPANY GROUP

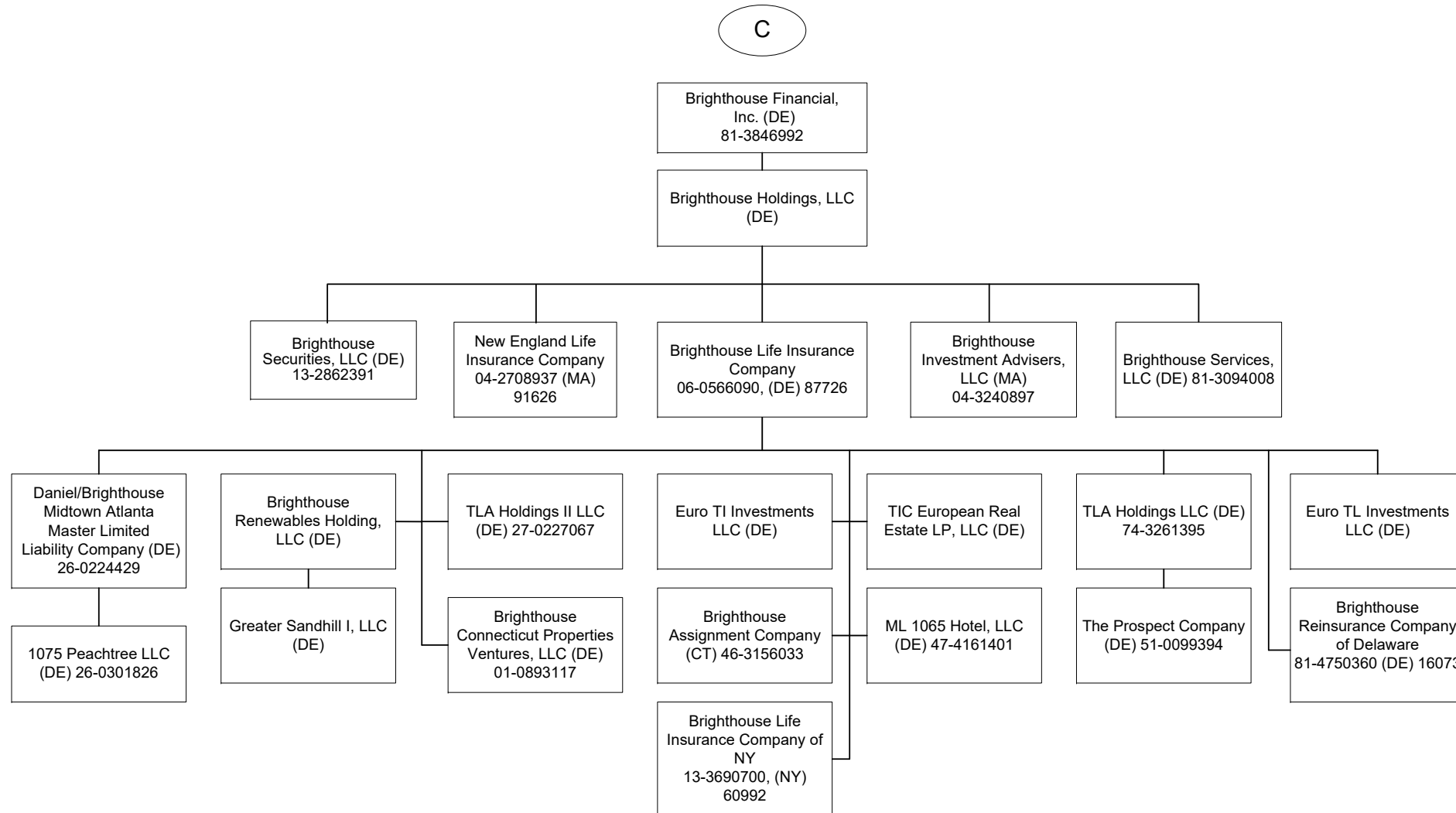
PART 1 - ORGANIZATIONAL CHART



¹ Metropolitan Lloyds Insurance Company of Texas, an affiliated association, provides automobile, homeowner and related insurance for the Texas market. It is an association of individuals designated as underwriters. Metropolitan Lloyds, Inc., a subsidiary of Metropolitan Property and Casualty Insurance Company, serves as the attorney-in-fact and manages the association.

SCHEDULE Y - INFORMATION CONCERNING ACTIVITIES OF INSURER MEMBERS OF A HOLDING COMPANY GROUP

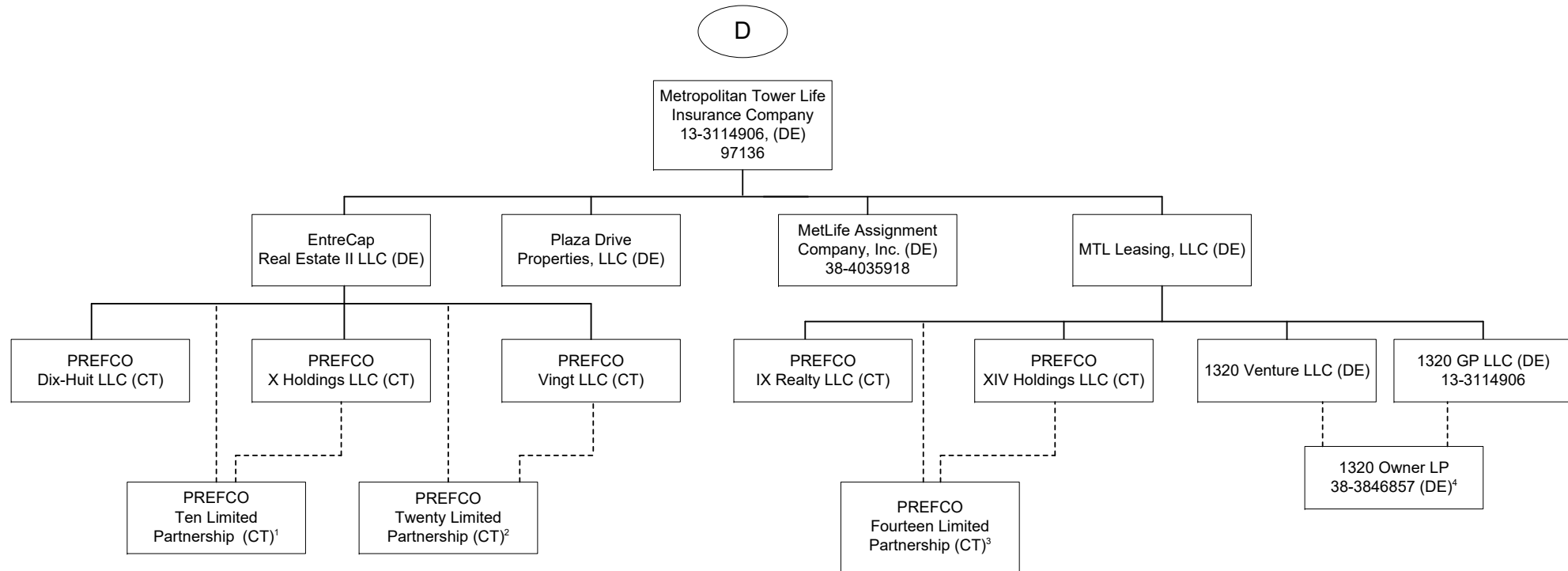
PART 1 - ORGANIZATIONAL CHART



Q12.5

SCHEDULE Y - INFORMATION CONCERNING ACTIVITIES OF INSURER MEMBERS OF A HOLDING COMPANY GROUP

PART 1 - ORGANIZATIONAL CHART



1 99.9% of PREFCO Ten Limited Partnership is owned by EntreCap Real Estate II, LLC and .10% is owned by PREFCO X Holdings LLC.

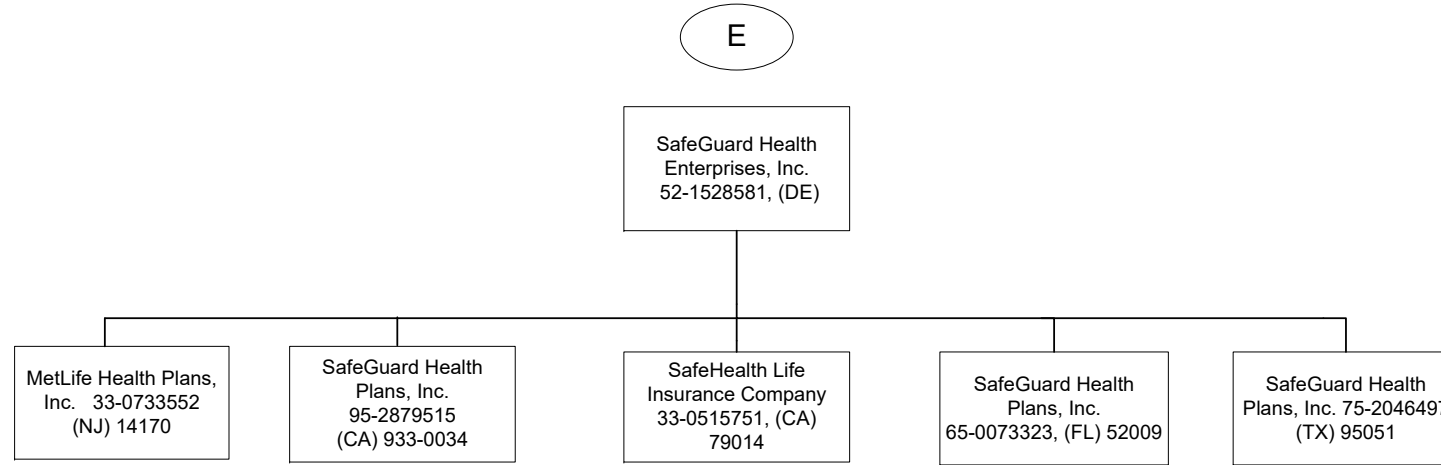
2 99% of PREFCO Twenty Limited Partnership. is owned by EntreCap Real Estate II, LLC and 1% is owned by PREFCO Vingt LLC.

3 99.9% of PREFCO Fourteen Limited Partnership is owned by MTL Leasing, LLC and .10% is owned by PREFCO XIV Holdings LLC.

4 99.9% of 1320 Owner LP is owned by 1320 Venture LLC and .10% is owned by 1320 GP LLC.

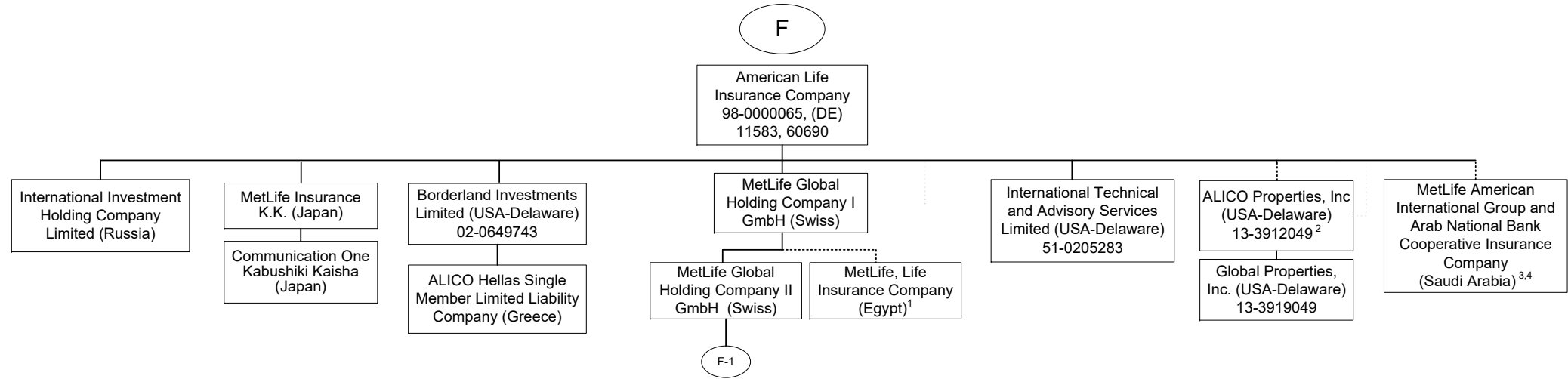
SCHEDULE Y - INFORMATION CONCERNING ACTIVITIES OF INSURER MEMBERS OF A HOLDING COMPANY GROUP

PART 1 - ORGANIZATIONAL CHART



SCHEDULE Y - INFORMATION CONCERNING ACTIVITIES OF INSURER MEMBERS OF A HOLDING COMPANY GROUP

PART 1 - ORGANIZATIONAL CHART

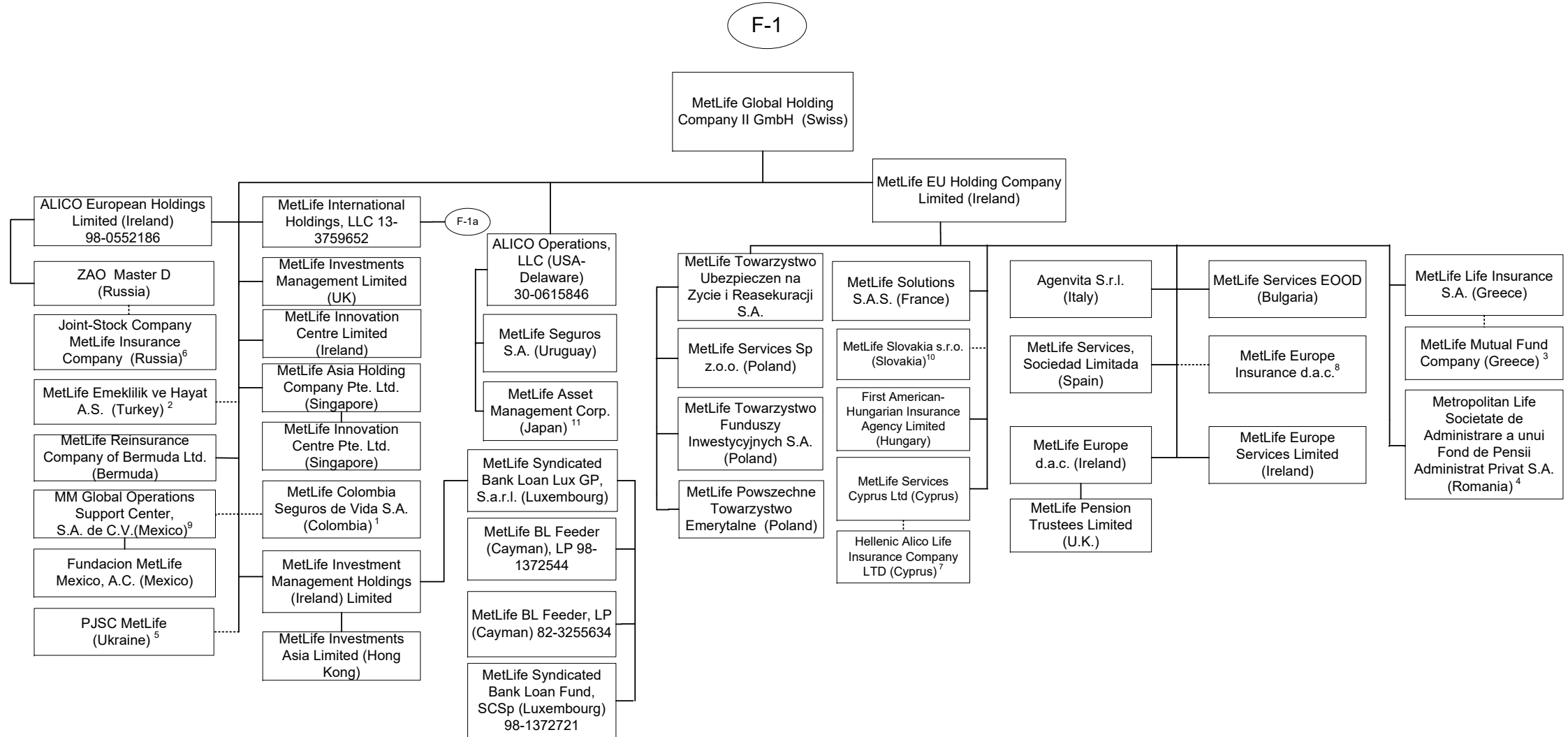


1 84.125% of MetLife, Life Insurance Company (Egypt) is owned by MetLife Global Holding Company I GmbH and the remaining interest by third parties.
 2 51% of ALICO Properties, Inc. is owned by American Life Insurance Company and the remaining interest by third parties.
 3 The Delaware Department of Insurance approved a disclaimer of affiliation and therefore, this company is not considered an affiliate under Delaware Law.
 4 30% of MetLife American International Group and Arab National Bank Cooperative Insurance Company is owned by American Life Insurance Company and the remaining interest by third parties.

SCHEDULE Y - INFORMATION CONCERNING ACTIVITIES OF INSURER MEMBERS OF A HOLDING COMPANY GROUP

PART 1 - ORGANIZATIONAL CHART

Q12.9



1 89.999965974777145% of MetLife Colombia Seguros de Vida S.A. is owned by MetLife Global Holding Company II GmbH, 10.0000311579287926% is owned by MetLife Global Holding Company I GmbH, International Technical and Advisory Services Limited, Borderland Investments Limited and Natiloportem Holdings, LLC each own 0.000000955764687%.

2 99.98% of MetLife Emekliik ve Hayat A.S. is owned by MetLife Global Holding Company II GmbH (Swiss) and the remaining by third parties.

3 90% of MetLife Mutual Fund Company is owned by MetLife Life Insurance S.A. and the remaining interest by a third party.

4 99.9836% of Metropolitan Life Societate de Administrare a unui Fond de Pensii Administrat Privat S.A. is owned by MetLife EU Holding Company Limited and 0.0164% by MetLife Services Sp z.o.o.

5 99.9988% of PJSC MetLife is owned by MetLife Global Holding Company II GmbH, .0006% is owned by International Technical and Advisory Services Limited and the remaining .0006% is owned by Borderland Investments Limited

6 51% of Joint-Stock Company MetLife Insurance Company is owned by ZAO Master D and 49% is owned by MetLife Global Holding Company II GmbH.

7 27.5% of Hellenic Alico Life Insurance Company Ltd. is owned by MetLife Services Cyprus Ltd (Cyprus) and the remaining by a third party.

8 93% MetLife Europe Insurance d.a.c. is held by MetLife EU Holding Company Limited and the remaining 7% is held by American Life Insurance Company.

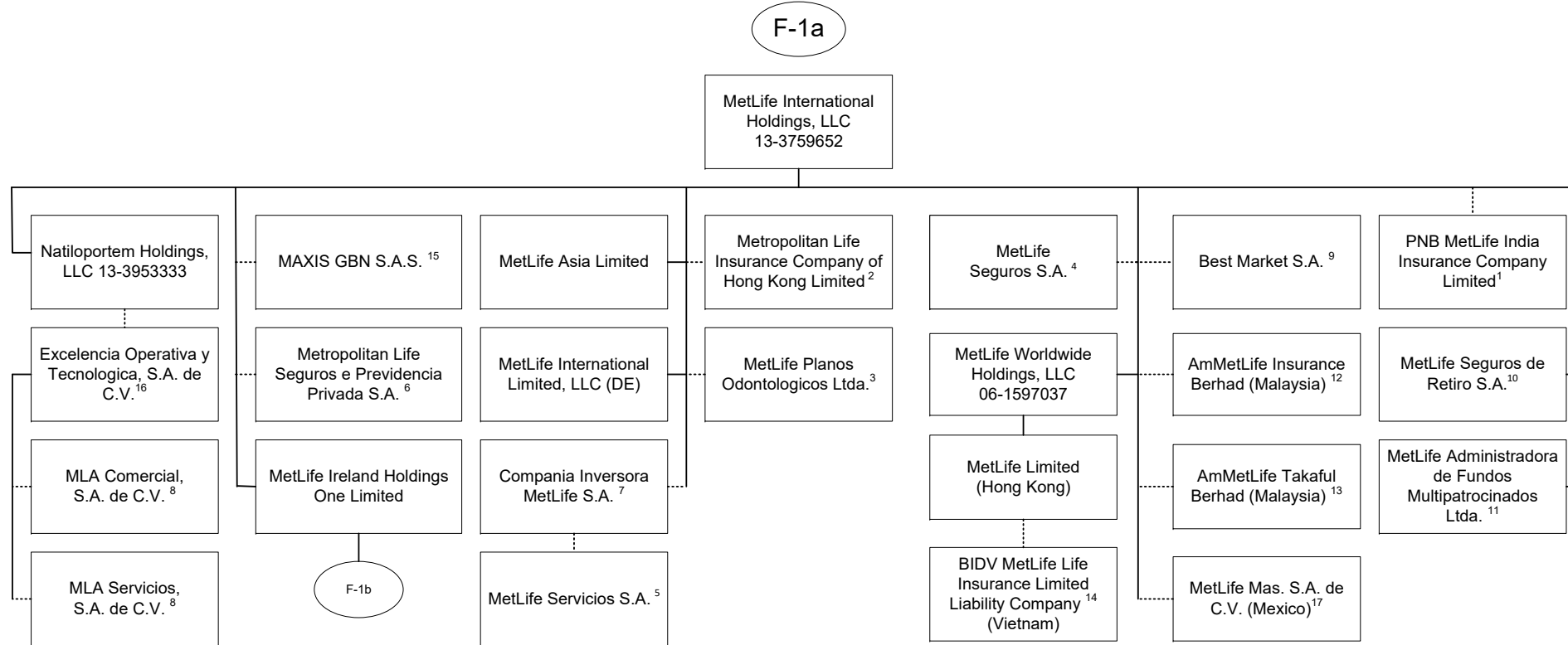
9 99.999509% of MM Global Operations Support Center S.A. de C.V. (Mexico) is held by MetLife Global Holding Company II GmbH (Swiss) and 0.000491% is held by MetLife Global Holding Company I GmbH (Swiss).

10 99.956% of MetLife Slovakia s.r.o. (Slovakia) is owned by MetLife EU Holding Company Limited and 0.044% is owned by ITAS.

11 The official entity name is "MetLife Asset Management Corp. (Japan)" and it is domiciled in Japan.

SCHEDULE Y - INFORMATION CONCERNING ACTIVITIES OF INSURER MEMBERS OF A HOLDING COMPANY GROUP

PART 1 - ORGANIZATIONAL CHART

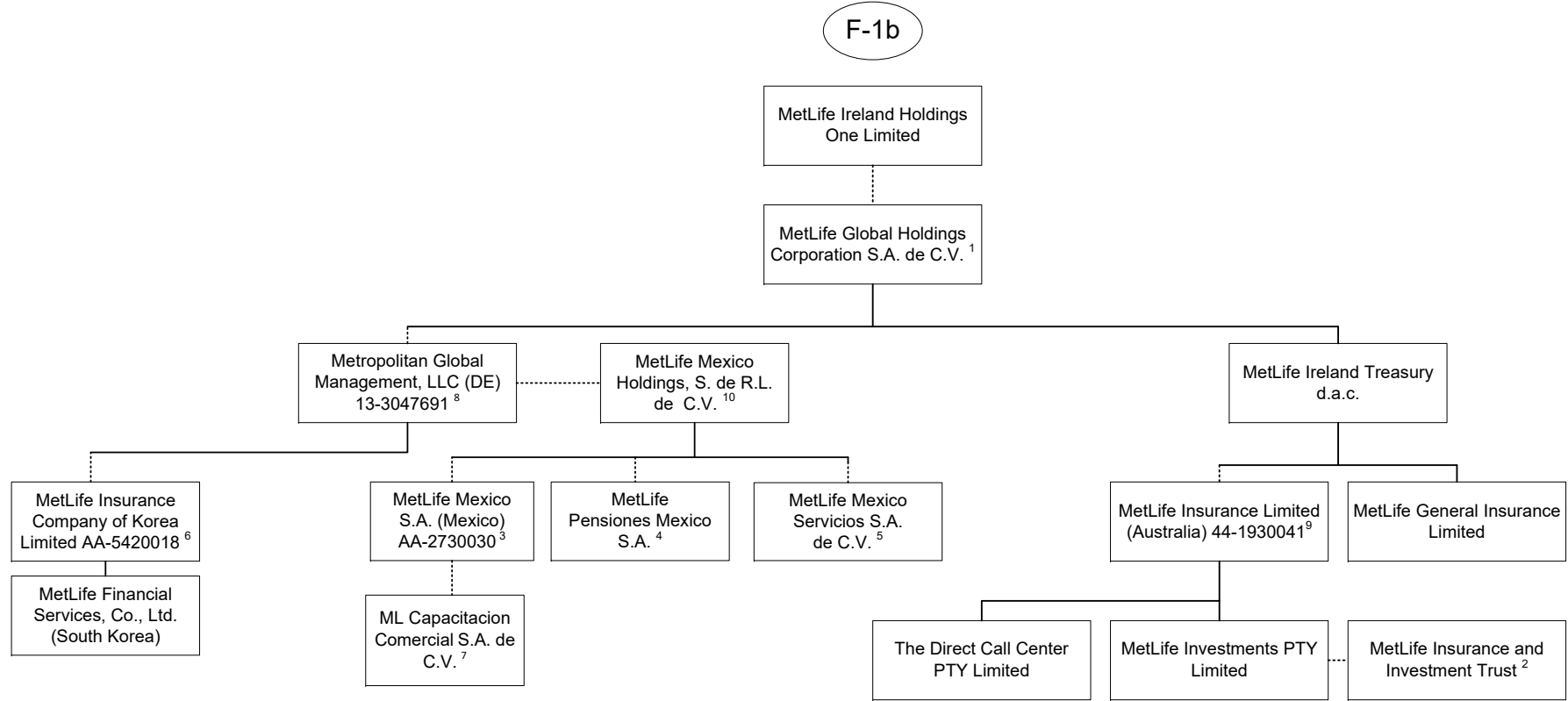


Q12.10

1 26% is owned by MetLife International Holdings, LLC and 74% is owned by third parties.
 2 99.99935% is owned by MetLife International Holdings, LLC and 0.00065% is owned by Natiloportem Holdings, LLC.
 3 99.999% is owned by MetLife International Holdings, LLC and .001% is owned by Natiloportem Holdings, LLC.
 4 95.5242% is owned by MetLife International Holdings, LLC and 2.6753% is owned by Natiloportem Holdings, LLC, and 1.8005% is owned by International Technical and Advisory Services Limited.
 5 18.87% of the shares of MetLife Servicios S.A. are held by Compania Inversora MetLife S.A., 79.88% is owned by MetLife Seguros S.A., .99% is held by Natiloportem Holdings, LLC and .26% is held by MetLife Seguros de Retiro S.A.
 6 66.662% is owned by MetLife International Holdings, LLC, 33.337% is owned by MetLife Worldwide Holdings, LLC and 0.001% is owned by Natiloportem Holdings, LLC.
 7 95.46% is owned by MetLife International Holdings, LLC and 4.54% is owned by Natiloportem Holdings, LLC.
 8 99% is owned by Excelencia Operativa y Tecnologica, S.A. de C.V. and 1% is owned by MetLife Mexico Servicios S.A. de C.V.
 9 5% of the shares are held by Natiloportem Holdings, LLC and 95% is owned by MetLife International Holdings, LLC.
 10 96.8897% is owned by MetLife International Holdings, LLC, 3.1102% is owned by Natiloportem Holdings, and .0001% is owned by International Technical and Advisory Services Limited.
 11 99.99998% of MetLife Administradora de Fondos Multipatrocinos Ltda. is owned by MetLife International Holdings, LLC and .00002% by Natiloportem Holdings, LLC.
 12 50.0000002% of AmMetLife Insurance Berhad is owned by MetLife International Holdings, LLC and the remainder by a third party.
 13 49.9999996% of AmMetLife Takaful Berhad is owned by MetLife International Holdings, LLC and the remainder by a third party.
 14 60% of BIDV MetLife Life Insurance Limited Liability Company is held by MetLife Limited (Hong Kong) and the remainder by third parties.
 15 50% of MAXIS GBN S.A.S. is held by MetLife International Holdings, LLC and the remainder by third parties.
 16 99% of Excelencia Operativa y Tecnologica, S.A. de C.V. is held by Natiloportem Holdings, LLC and 1% by MetLife Mexico Servicios S.A. de C.V.
 17 99.99964399% MetLife Mas, SA de C.V. is owned by MetLife International Holdings, LLC and .00035601% is owned by International Technical and Advisory Services Limited.

SCHEDULE Y - INFORMATION CONCERNING ACTIVITIES OF INSURER MEMBERS OF A HOLDING COMPANY GROUP

PART 1 - ORGANIZATIONAL CHART



1 98.9% is owned by MetLife Ireland Holdings One Limited and 1.1% is owned by MetLife International Limited, LLC.

2 MetLife Insurance and Investment Trust is a trust vehicle, the trustee of which is MetLife Investments PTY Limited ("MIPL").

MIPL is a wholly owned subsidiary of MetLife Insurance Limited.

3 99.050271% is owned by MetLife Mexico Holdings, S. de R.L. de C.V. and .949729% is owned by MetLife International Holdings, LLC.

4 97.5125% is owned by MetLife Mexico Holdings, S. de R.L. de C.V. and 2.4875% is owned by MetLife International Holdings, LLC.

5 98% is owned by MetLife Mexico Holdings, S. de R.L. de C.V. and 2% is owned by MetLife International Holdings, LLC.

6 14.64% is owned by MetLife Mexico, S.A. and 85.36% is owned by Metropolitan Global Management, LLC.

7 99% is owned by MetLife Mexico S.A. and 1% is owned by MetLife Mexico Servicios, S.A. de C.V.

8 99.7% is owned by MetLife Global Holdings Corporation S.A. de C.V. and 0.3% is owned by MetLife International Holdings, LLC.

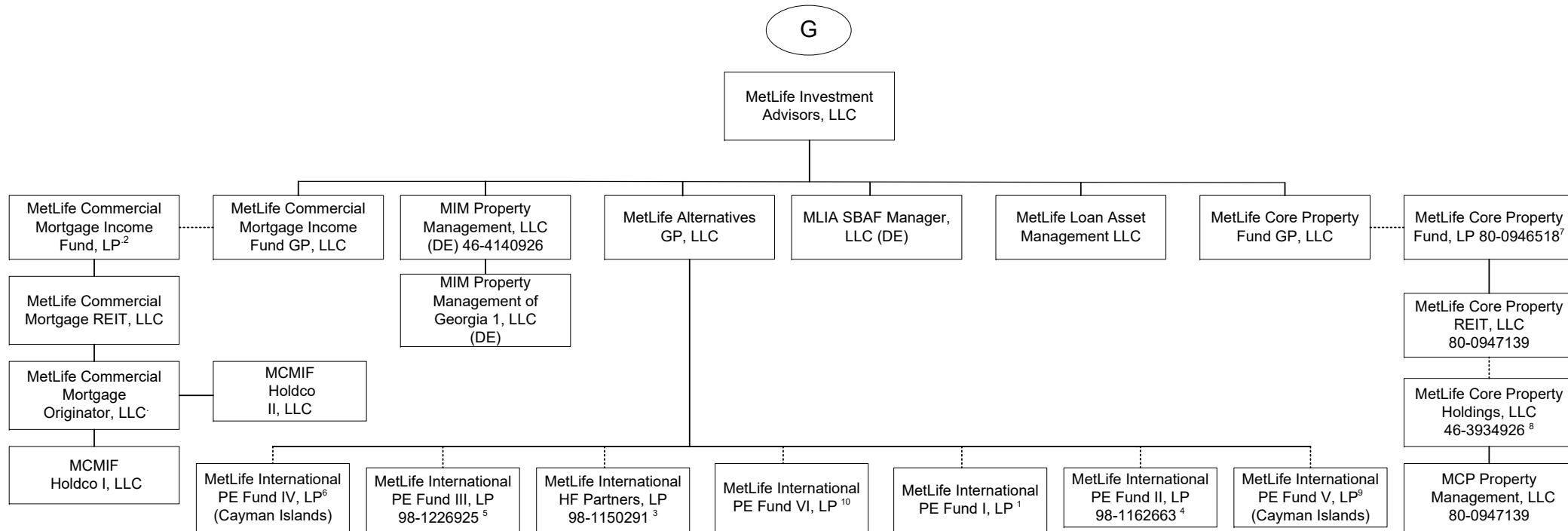
9 91.16468% of MetLife Insurance Limited (Australia) is owned by MetLife Ireland Treasury d.a.c. and 8.83532% by MetLife Global Holdings Corp. S.A. de C.V..

10 99.99995% is owned by Metropolitan Global Management, LLC and .00005% is owned by Exelencia Operativa y Tecnologica, S.A. de C.V.

Q12.11

SCHEDULE Y - INFORMATION CONCERNING ACTIVITIES OF INSURER MEMBERS OF A HOLDING COMPANY GROUP

PART 1 - ORGANIZATIONAL CHART



Q12.12

1 92.593% of the Limited Partnership interests of this entity is owned by MetLife Insurance K.K, 4.115% is owned by MetLife Mexico S.A., 2.716% by MetLife Limited (Hong Kong) and the remaining 0.576% is owned by Metropolitan Life Insurance Company of Hong Kong Limited.

2 MetLife Commercial Mortgage Income Fund GP, LLC is the General Partner of MetLife Commercial Mortgage Income Fund, LP (the "Fund"). A majority of the limited partnership interests in the Fund are held by third parties. The following affiliates hold a minority share of the limited partnership interests in the Fund: Metropolitan Life Insurance Company owns 33.20%, MetLife Limited owns 3.54%, MetLife Insurance Company of Korea Limited owns 2.96%, Metropolitan Life Insurance Company of Hong Kong Limited owns 0.41% and BrightHouse Life Insurance Company owns 11.14%.

3 88.22% of the Limited partnership interests of this entity is owned by MetLife Insurance K.K (Japan), 9.47% is owned by MetLife Insurance Company of Korea Limited, 2.29% is owned by MetLife Limited (Hong Kong) and 0.02% is owned by MetLife Alternatives, GP.

4 94.54% of the limited partnership interest of MetLife International PE Fund II, LP is owned by MetLife Insurance K.K. (Japan), 2.77% is owned by MetLife Limited (Hong Kong), 2.1% is owned by MetLife Mexico, S.A. and 0.59% is owned by Metropolitan Life Insurance Company Hong Kong Limited.

5 88.93% of the limited partnership interest of MetLife International PE Fund III, LP is owned by MetLife Insurance K.K. (Japan), 7.91% is owned by MetLife Insurance Company of Korea Limited, 2.61% is owned by MetLife Limited (Hong Kong) and 0.55% is owned by Metropolitan Life Insurance Company Hong Kong Limited.

6 94.70% of the Limited Partnership interests of MetLife International PE Fund IV, LP is owned by MetLife Insurance K.K, 3.79% is owned by MetLife Insurance Company of Korea Limited, 1.51% is owned by MetLife Limited (Hong Kong)

7 MetLife Core Property Fund GP, LLC is the general partner of MetLife Core Property Fund, LP (the "Fund"). A substantial majority of the limited partnership interests in the Fund are held by third parties. The following affiliates hold a minority share of the limited partnership interests in the Fund: Metropolitan Life Insurance Company owns 20.06%, Metropolitan Life Insurance Company (on behalf of Separate Account 746) owns 3.24%, MetLife Insurance Company of Korea Limited owns 2.91%, General American Life Insurance Company owns 0.07% and BrightHouse Life Insurance Company owns 0.14%.

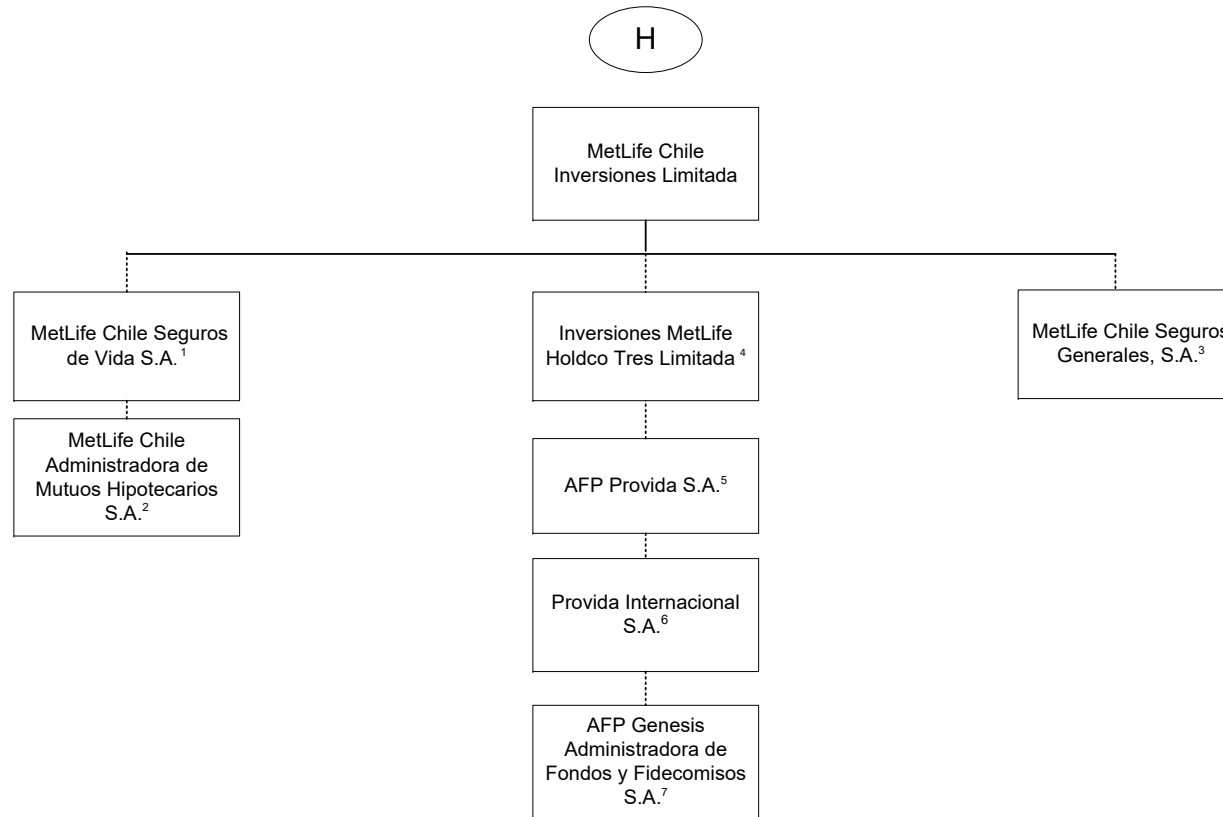
8 MetLife Core Property Holdings, LLC holds the following single-property LLC's: Magnolia Park Greenville Venture, LLC; Magnolia Park Greenville, LLC; MCP 100 Congress Member, LLC; MCP 1900 McKinney, LLC; MCP 22745 & 22755 Relocation Drive, LLC; MCP 3040 Post Oak, LLC; MCP 4600 South Syracuse, LLC; MCP 550 West Washington, LLC; MCP 60 11th Street, LLC; MCP 60th 11th Street Member, LLC; MCP 7 Riverway, LLC; MCP 9020 Murphy Road, LLC; MCP Alley 24 East, LLC; MCP Ashton South End, LLC; MCP Block 23 Members, LLC; MCP Buford Logistics Center 2 Member LLC; MCP Buford Logistics Center, Bldg B, LLC; MCP Burnside Member, LLC; MCP Denver Pavilions Member, LLC; MCP DMCBP Phase II Member LLC; MCP EnV Chicago, LLC; MCP Fife Enterprise Center, LLC; MCP Highland Park Lender, LLC; MCP Lodge at Lakecrest, LLC; MCP Magnolia Park Member, LLC; MCP Main Street Village, LLC; MCP Mountain Technology Center Member TRS, LLC; MCP Northyards Holdco, LLC; MCP Northyards Master Lessee, LLC; MCP Northyards Owner, LLC; MCP One Westside, LLC; MCP Paragon Point, LLC; MCP Plaza at Legacy, LLC; MCP Property Management, LLC; MCP Seattle Gateway I Member, LLC; MCP Seattle Gateway II Member, LLC; MCP Seventh and Osborne MF Member, LLC; MCP Seventh and Osborne Retail Member, LLC; MCP SoCal Industrial Kellwood, LLC; MCP SoCal Industrial-Anaheim, LLC; MCP SoCal Industrial-Bernardo, LLC; MCP SoCal Industrial-Concourse, LLC; MCP SoCal Industrial-Fullerton, LLC; MCP SoCal Industrial-LAX, LLC; MCP SoCal Industrial-Loker, LLC; MCP SoCal Industrial-Ontario, LLC; MCP SoCal Industrial-Springdale, LLC; MCP SoCal Industry-Redondo, LLC; MCP The Palms Doral, LLC; MCP Trimble Campus, LLC; MCP VOA I & III, LLC; MCP VOA II, LLC; MCP Waterford Atrium, LLC; MCPF Acquisition, LLC; MetLife Core Property TRS, LLC.

9 81.699% of the Limited Partnership interests of this entity is owned by MetLife Insurance K.K., 15.033% is owned by MetLife Limited (Hong Kong) and 3.268% is owned by MetLife Insurance Company of Korea, Limited.

10 95.652% of the Limited Partnership interests of MetLife International PE Fund VI, LP is owned by MetLife Insurance K.K, and 4.348% is owned by MetLife Insurance Company of Korea.

SCHEDULE Y - INFORMATION CONCERNING ACTIVITIES OF INSURER MEMBERS OF A HOLDING COMPANY GROUP

PART 1 - ORGANIZATIONAL CHART

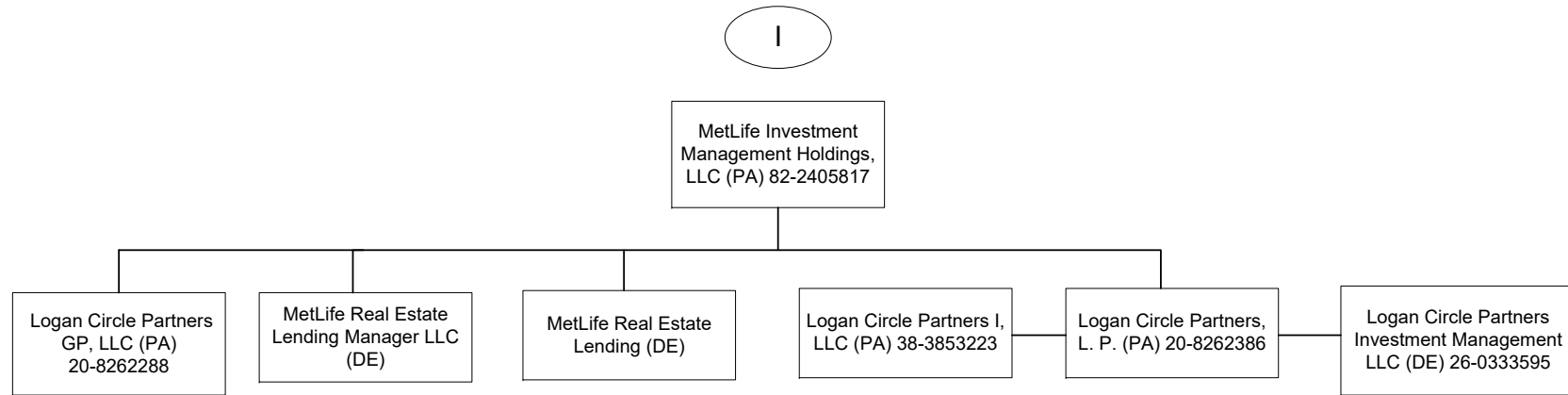


1 99.997% is held by MetLife Chile Inversiones Limitada and .003% by International Technical and Advisory Services Limited.
 2 99.9% is held by MetLife Chile Seguros de Vida S.A. and 0.1% by MetLife Chile Inversiones Limitada.
 3 99.98% of MetLife Chile Seguros Generales, S.A. is owned by MetLife Chile Inversiones Limitada and 0.02% by Inversiones MetLife Holdco Dos Limitada.
 4 97.13% of Inversiones MetLife Holdco Tres Limitada is owned by MetLife Chile Inversiones Limitada and 2.87% is owned by Inversiones MetLife Holdco Dos Limitada.

5 42.3815% of AFP Provida S.A. is owned by Inversiones MetLife Holdco Dos Limitada, 42.3815% owned by Inversiones MetLife Holdco Tres Limitada and 10.9224% by MetLife Chile Inversiones Limitada and the remainder is owned by the public.
 6 99.99% of Provida Internacional S.A. is owned by AFP Provida S.A. and .01% by MetLife Chile Inversiones Limitada.
 7 99.9% of AFP Genesis Administradora de Fondos y Fidecomisos S.A. is owned by Provida Internacional S.A. and 0.1% by AFP Provida S.A.

SCHEDULE Y - INFORMATION CONCERNING ACTIVITIES OF INSURER MEMBERS OF A HOLDING COMPANY GROUP

PART 1 - ORGANIZATIONAL CHART



Q12.14

SCHEDULE Y - INFORMATION CONCERNING ACTIVITIES OF INSURER MEMBERS OF A HOLDING COMPANY GROUP

PART 1 - ORGANIZATIONAL CHART

- 1) The voting securities (excluding directors' qualifying shares, if any) of each subsidiary shown on the organizational chart are 100% owned by their respective parent corporation, unless otherwise indicated.
- 2) The Metropolitan Money Market Pool and MetLife Intermediate Income Pool are pass-through investments pools, of which Metropolitan Life Insurance Company and/or its subsidiaries and/or affiliates are general partners.
- 3) The MetLife, Inc. organizational chart does not include real estate joint ventures and partnerships of which MetLife, Inc. and/or its subsidiaries is an investment partner. In addition, certain inactive subsidiaries have also been omitted.
- 4) MetLife Services EEIG is a cost-sharing mechanism used in European Union for European Union-affiliated members.

SCHEDULE Y

PART 1A - DETAIL OF INSURANCE HOLDING COMPANY SYSTEM

1	2	3	4	5	6	7	8	9	10	11	12	13	14	15	16
Group Code	Group Name	NAIC Company Code	ID Number	Federal RSSD	CIK	Name of Securities Exchange if Publicly Traded (U.S. or International)	Names of Parent, Subsidiaries or Affiliates	Domiciliary Location	Relationship to Reporting Entity	Directly Controlled by (Name of Entity/Person)	Type of Control (Ownership Board, Management, Attorney-in-Fact, Influence, Other)	If Control is Ownership Provide Percentage	Ultimate Controlling Entity(ies)/Person(s)	Is an SCA Filing Required? (Y/N)	*
Members															
0241	MetLife	00000	13-4075851	2945824	1099219	NYSE, ISE	MetLife, Inc.	DE	UIP	Board of Directors	Board of Directors		Board of Directors	Y	
0241	MetLife	65978	13-5581829	1583845	937834		Metropolitan Life Insurance Company	NY	IA	MetLife, Inc.	Ownership	100.000	MetLife, Inc.	N	
0241	MetLife	00000	20-2985998				500 Grant Street GP, LLC	DE	NIA	Metropolitan Life Insurance Company	Ownership	100.000	MetLife, Inc.	N	
0241	MetLife	00000					500 Grant Street Associates Limited Partnership	CT	NIA	Metropolitan Life Insurance Company	Ownership	99.000	MetLife, Inc.	N	
0241	MetLife	00000					500 Grant Street Associates Limited Partnership	CT	NIA	500 Grant Street GP LLC	Ownership	1.000	MetLife, Inc.	N	
0241	MetLife	00000	22-3140349				MetLife Retirement Services LLC	NJ	NIA	Metropolitan Life Insurance Company	Ownership	100.000	MetLife, Inc.	N	
0241	MetLife	63665	43-0285930		728240		General American Life Insurance Company	MO	IA	MetLife, Inc.	Ownership	100.000	MetLife, Inc.	N	
0241	MetLife	00000	45-2420223				GALIC Holdings LLC	DE	NIA	General American Life Insurance Company	Ownership	100.000	MetLife, Inc.	N	
0241	MetLife	00000					MLIC CB Holdings LLC	DE	NIA	Metropolitan Life Insurance Company	Ownership	100.000	MetLife, Inc.	N	
0241	MetLife	00000					HPZ Assets LLC	DE	NIA	Metropolitan Life Insurance Company	Ownership	100.000	MetLife, Inc.	N	
0241	MetLife	00000					Alternative Fuels I, LLC	DE	NIA	Metropolitan Life Insurance Company	Ownership	100.000	MetLife, Inc.	N	
0241	MetLife	00000	46-0800386				CC Holdco Manager, LLC	DE	NIA	Metropolitan Life Insurance Company	Ownership	100.000	MetLife, Inc.	N	
0241	MetLife	00000	13-5581829				MetLife Private Equity Holdings, LLC	DE	NIA	MetLife SP Holdings, LLC	Ownership	100.000	MetLife, Inc.	N	
0241	MetLife	00000					Euro CL Investments LLC	DE	NIA	Metropolitan Life Insurance Company	Ownership	100.000	MetLife, Inc.	N	
0241	MetLife	00000	13-5581829				1001 Properties, LLC	DE	NIA	Metropolitan Life Insurance Company	Ownership	100.000	MetLife, Inc.	N	
0241	MetLife	00000	26-0291767				6104 Hollywood, LLC	DE	NIA	Metropolitan Life Insurance Company	Ownership	100.000	MetLife, Inc.	N	
0241	MetLife	00000					The Building at 575 Fifth Avenue Mezzanine LLC	DE	NIA	Metropolitan Life Insurance Company	Ownership	100.000	MetLife, Inc.	N	
0241	MetLife	00000					The Building at 575 Fifth Avenue Mezzanine LLC	DE	NIA	The Building at 575 Fifth Avenue Mezzanine LLC	Ownership	100.000	MetLife, Inc.	N	
0241	MetLife	00000					The Building at 575 Fifth Retail Holding LLC	DE	NIA	The Building at 575 Fifth Retail Holding LLC	Ownership	100.000	MetLife, Inc.	N	
0241	MetLife	00000	20-8254446				10700 Wilshire, LLC	DE	NIA	Metropolitan Life Insurance Company	Ownership	100.000	MetLife, Inc.	N	
0241	MetLife	00000	20-8342977				Sandpiper Cove Associates II, LLC	DE	NIA	Metropolitan Life Insurance Company	Ownership	100.000	MetLife, Inc.	N	
0241	MetLife	00000	47-3741955				ML Mililani Member, LLC	DE	NIA	Metropolitan Life Insurance Company	Ownership	95.000	MetLife, Inc.	N	
0241	MetLife	00000	47-3741955				ML Mililani Member, LLC	DE	NIA	General American Life Insurance Company	Ownership	5.000	MetLife, Inc.	N	
0241	MetLife	00000	47-5228317				MCPPP Owners, LLC	DE	NIA	Metropolitan Life Insurance Company	Ownership	84.503	MetLife, Inc.	N	
0241	MetLife	00000	47-5228317				MCPPP Owners, LLC	DE	NIA	General American Life Insurance Company	Ownership	0.603	MetLife, Inc.	N	
0241	MetLife	00000	47-5228317				MCPPP Owners, LLC	DE	NIA	Metropolitan Tower Life Insurance Company	Ownership	1.616	MetLife, Inc.	N	
0241	MetLife	00000	47-5228317				MCPPP Owners, LLC	DE	NIA	MTL Leasing, LLC	Ownership	13.278	MetLife, Inc.	N	
0241	MetLife	00000	20-3700390				Viridian Miracle Mile, LLC	DE	NIA	Metropolitan Life Insurance Company	Ownership	100.000	MetLife, Inc.	N	
0241	MetLife	00000	98-1107266				MetLife Canada Solar ULC	CAN	NIA	MetLife Capital, Limited Partnership	Ownership	100.000	MetLife, Inc.	N	
0241	MetLife	00000		4275534			MetLife Investments Asia Limited (Hong Kong)	HKG	NIA	MetLife Investment Management Holdings (Ireland) Limited	Ownership	100.000	MetLife, Inc.	N	

013

SCHEDULE Y

PART 1A - DETAIL OF INSURANCE HOLDING COMPANY SYSTEM

1	2	3	4	5	6	7	8	9	10	11	12	13	14	15	16
Group Code	Group Name	NAIC Company Code	ID Number	Federal RSSD	CIK	Name of Securities Exchange if Publicly Traded (U.S. or International)	Names of Parent, Subsidiaries or Affiliates	Domiciliary Location	Relationship to Reporting Entity	Directly Controlled by (Name of Entity/Person)	Type of Control (Ownership Board, Management, Attorney-in-Fact, Influence, Other)	If Control is Ownership Provide Percentage	Ultimate Controlling Entity(ies)/Person(s)	Is an SCA Filing Required? (Y/N)	*
0241	MetLife.....	00000...		4254427			MetLife Investments Limited (UK).....	GBR.....	NIA.....	Metropolitan Life Insurance Company.....	Ownership.....	99.000	MetLife, Inc.....	Y.....	
0241	MetLife.....	00000...		4254427			MetLife Investments Limited (UK).....	GBR.....	NIA.....	23rd Street Investments, Inc.....	Ownership.....	1.000	MetLife, Inc.....	Y.....	
0241	MetLife.....	00000...		4254445			MetLife Latin America Asesorias e Inversiones Limitada (Chile)	CHL.....	NIA.....	Metropolitan Life Insurance Company.....	Ownership.....	99.990	MetLife, Inc.....	N.....	
0241	MetLife.....	00000...		4254445			MetLife Latin America Asesorias e Inversiones Limitada (Chile)	CHL.....	NIA.....	23rd Street Investments, Inc.....	Ownership.....	0.010	MetLife, Inc.....	N.....	
0241	MetLife.....	00000...	86-1176467..				MEX DF Properties, LLC.....	DE.....	NIA.....	Metropolitan Life Insurance Company.....	Ownership.....	100.000	MetLife, Inc.....	N.....	
0241	MetLife.....	00000...					MPLife, S. de. R. L. de C.V.....	MEX.....	NIA.....	MEX DF Properties, LLC.....	Ownership.....	99.990	MetLife, Inc.....	N.....	
0241	MetLife.....	00000...					MPLife, S. de. R. L. de C.V.....	MEX.....	NIA.....	Euro CL Investments LLC.....	Ownership.....	0.010	MetLife, Inc.....	N.....	
0241	MetLife.....	00000...	55-0891973..				Corporate Real Estate Holdings, LLC.....	DE.....	NIA.....	Metropolitan Life Insurance Company.....	Ownership.....	100.000	MetLife, Inc.....	N.....	
0241	MetLife.....	00000...					WFP 1000 Holding Company GP, LLC.....	DE.....	NIA.....	Metropolitan Life Insurance Company.....	Ownership.....	100.000	MetLife, Inc.....	N.....	
0241	MetLife.....	00000...					MSV Irvine Property, LLC.....	DE.....	NIA.....	Metropolitan Life Insurance Company.....	Ownership.....	96.000	MetLife, Inc.....	N.....	
0241	MetLife.....	00000...					MSV Irvine Property, LLC.....	DE.....	NIA.....	Metropolitan Tower Realty Company, Inc.....	Ownership.....	4.000	MetLife, Inc.....	N.....	
0241	MetLife.....	00000...	13-3619870..				23rd Street Investments, Inc.....	DE.....	NIA.....	Metropolitan Life Insurance Company.....	Ownership.....	100.000	MetLife, Inc.....	Y.....	
0241	MetLife.....	00000...	06-1193029..				MetLife Capital Credit L.P.....	DE.....	NIA.....	Metropolitan Life Insurance Company.....	Ownership.....	99.000	MetLife, Inc.....	N.....	
0241	MetLife.....	00000...	06-1193029..				MetLife Capital Credit L.P.....	DE.....	NIA.....	23rd Street Investments, Inc.....	Ownership.....	1.000	MetLife, Inc.....	N.....	
0241	MetLife.....	00000...	91-1273824..				MetLife Capital, Limited Partnership.....	DE.....	NIA.....	Metropolitan Life Insurance Company.....	Ownership.....	99.000	MetLife, Inc.....	N.....	
0241	MetLife.....	00000...	91-1273824..				MetLife Capital, Limited Partnership.....	DE.....	NIA.....	23rd Street Investments, Inc.....	Ownership.....	1.000	MetLife, Inc.....	N.....	
0241	MetLife.....	00000...					Long Island Solar Farm, LLC.....	DE.....	NIA.....	Brighthouse Renewables Holding, LLC.....	Ownership.....	9.610	MetLife, Inc.....	N.....	
0241	MetLife.....	00000...					Long Island Solar Farm, LLC.....	DE.....	NIA.....	MetLife Capital, Limited Partnership.....	Ownership.....	90.390	MetLife, Inc.....	N.....	
0241	MetLife.....	00000...	43-1822723..	4275507			Missouri Reinsurance, Inc.....	CYM.....	IA.....	Metropolitan Life Insurance Company.....	Ownership.....	100.000	MetLife, Inc.....	Y.....	
0241	MetLife.....	00000...	13-3237278..				MetLife Holdings, Inc.....	DE.....	NIA.....	Metropolitan Life Insurance Company.....	Ownership.....	100.000	MetLife, Inc.....	Y.....	
0241	MetLife.....	00000...	13-3237275..				MetLife Credit Corp.....	DE.....	NIA.....	MetLife Holdings, Inc. (DE).....	Ownership.....	100.000	MetLife, Inc.....	N.....	
0241	MetLife.....	00000...	13-3237277..				MetLife Funding, Inc.....	DE.....	NIA.....	MetLife Holdings, Inc. (DE).....	Ownership.....	100.000	MetLife, Inc.....	N.....	
0241	MetLife.....	00000...					85 Broad Street Mezzanine LLC.....	DE.....	NIA.....	Metropolitan Life Insurance Company.....	Ownership.....	100.000	MetLife, Inc.....	N.....	
0241	MetLife.....	00000...	46-5563450..				Buford Logistics Center, LLC.....	DE.....	NIA.....	Metropolitan Life Insurance Company.....	Ownership.....	100.000	MetLife, Inc.....	N.....	
0241	MetLife.....	00000...					MetLife Park Tower Member, LLC.....	DE.....	NIA.....	Metropolitan Life Insurance Company.....	Ownership.....	100.000	MetLife, Inc.....	N.....	
0241	MetLife.....	00000...	47-5505232..				Park Tower REIT, Inc.....	DE.....	NIA.....	MetLife Park Tower Member, LLC.....	Ownership.....	100.000	MetLife, Inc.....	N.....	
0241	MetLife.....	00000...					Park Tower JV Member, LLC.....	DE.....	NIA.....	Park Tower REIT, Inc.....	Ownership.....	100.000	MetLife, Inc.....	N.....	
0241	MetLife.....	00000...	82-1637862..				MetLife Chino Member, LLC.....	DE.....	NIA.....	Metropolitan Life Insurance Company.....	Ownership.....	100.000	MetLife, Inc.....	N.....	
0241	MetLife.....	00000...	13-5581829..				MetLife Boro Station Member, LLC.....	DE.....	NIA.....	Metropolitan Life Insurance Company.....	Ownership.....	100.000	MetLife, Inc.....	N.....	
0241	MetLife.....	00000...	13-3170235..				Metropolitan Tower Realty Company, Inc.....	DE.....	NIA.....	Metropolitan Life Insurance Company.....	Ownership.....	100.000	MetLife, Inc.....	Y.....	
0241	MetLife.....	00000...	01-0855028..				Midtown Heights, LLC.....	DE.....	NIA.....	Metropolitan Tower Realty Company, Inc.....	Ownership.....	100.000	MetLife, Inc.....	N.....	
0241	MetLife.....	00000...	43-6026902..				White Oak Royalty Company.....	OK.....	NIA.....	Metropolitan Life Insurance Company.....	Ownership.....	100.000	MetLife, Inc.....	Y.....	
0241	MetLife.....	00000...	30-0777814..				Marketplace Residences, LLC.....	DE.....	NIA.....	Metropolitan Life Insurance Company.....	Ownership.....	100.000	MetLife, Inc.....	N.....	
0241	MetLife.....	00000...	26-2853672..				MLIC Asset Holdings LLC.....	DE.....	NIA.....	Metropolitan Life Insurance Company.....	Ownership.....	100.000	MetLife, Inc.....	N.....	

Q13.1

SCHEDULE Y

PART 1A - DETAIL OF INSURANCE HOLDING COMPANY SYSTEM

1	2	3	4	5	6	7	8	9	10	11	12	13	14	15	16
Group Code	Group Name	NAIC Company Code	ID Number	Federal RSSD	CIK	Name of Securities Exchange if Publicly Traded (U.S. or International)	Names of Parent, Subsidiaries or Affiliates	Domiciliary Location	Relationship to Reporting Entity	Directly Controlled by (Name of Entity/Person)	Type of Control (Ownership Board, Management, Attorney-in-Fact, Influence, Other)	If Control is Ownership Provide Percentage	Ultimate Controlling Entity(ies)/Person(s)	Is an SCA Filing Required? (Y/N)	*
0241	MetLife	00000	36-4197196				MetLife Properties Ventures, LLC	DE	NIA	Metropolitan Life Insurance Company	Ownership	100.000	MetLife, Inc.	N	
0241	MetLife	00000	22-2375428				Transmountain Land & Livestock Company	MT	NIA	Metropolitan Life Insurance Company	Ownership	100.000	MetLife, Inc.	Y	
0241	MetLife	00000	34-1650967				Hyatt Legal Plans, Inc.	DE	NIA	Metropolitan Life Insurance Company	Ownership	100.000	MetLife, Inc.	Y	
0241	MetLife	00000	34-1631590				Hyatt Legal Plans of Florida, Inc.	FL	NIA	Hyatt Legal Plans, Inc.	Ownership	100.000	MetLife, Inc.	N	
0241	MetLife	00000	27-0226554				MLIC Asset Holdings II LLC	DE	NIA	Metropolitan Life Insurance Company	Ownership	100.000	MetLife, Inc.	N	
0241	MetLife	00000	30-0756430				El Conquistador MAH II LLC	DE	NIA	MLIC Asset Holdings II LLC	Ownership	100.000	MetLife, Inc.	N	
0241	MetLife	00000					MetLife RC SF Member, LLC	DE	NIA	Metropolitan Life Insurance Company	Ownership	100.000	MetLife, Inc.	N	
0241	MetLife	00000	20-3221642				MetLife Mall Ventures Limited Partnership	DE	NIA	Metropolitan Life Insurance Company	Ownership	99.000	MetLife, Inc.	N	
0241	MetLife	00000	20-3221642				MetLife Mall Ventures Limited Partnership	DE	NIA	Metropolitan Tower Realty Company, Inc.	Ownership	1.000	MetLife, Inc.	N	
0241	MetLife	00000	20-8349277				Sandpiper Cove Associates, LLC	DE	NIA	Metropolitan Life Insurance Company	Ownership	90.590	MetLife, Inc.	N	
0241	MetLife	00000	20-8349277				Sandpiper Cove Associates, LLC	DE	NIA	Metropolitan Tower Realty Company, Inc.	Ownership	9.410	MetLife, Inc.	N	
0241	MetLife	00000	13-4047186				MetLife Tower Resources Group, Inc.	DE	NIA	Metropolitan Life Insurance Company	Ownership	100.000	MetLife, Inc.	Y	
0241	MetLife	00000					Housing Fund Manager, LLC	DE	NIA	Metropolitan Life Insurance Company	Ownership	100.000	MetLife, Inc.	N	
0241	MetLife	00000	26-0405155				MTC Fund I, LLC	DE	NIA	Housing Fund Manager, LLC	Management		MetLife, Inc.	N	
0241	MetLife	00000					MTC Fund II, LLC	DE	NIA	Housing Fund Manager, LLC	Management		MetLife, Inc.	N	
0241	MetLife	00000	14-2013939				MTC Fund III, LLC	DE	NIA	Housing Fund Manager, LLC	Management		MetLife, Inc.	N	
0241	MetLife	00000	13-4078322				334 Madison Euro Investments, Inc.	DE	NIA	Metropolitan Life Insurance Company	Ownership	100.000	MetLife, Inc.	Y	
0241	MetLife	00000		4254454			St. James Fleet Investments Two Limited	CYM	NIA	Metropolitan Life Insurance Company	Ownership	100.000	MetLife, Inc.	Y	
0241	MetLife	00000		4254472			Park Twenty Three Investments Company (UK)	GBR	NIA	St. James Fleet Investments Two Limited	Ownership	100.000	MetLife, Inc.	N	
0241	MetLife	00000		4254481			Convent Station Euro Investments Four Company (UK)	GBR	NIA	Park Twenty Three Investments Company	Ownership	100.000	MetLife, Inc.	N	
0241	MetLife	00000	98-0391368	4254520			OMI MLIC Investments Limited	CYM	NIA	Convent Station Euro Investments Four Company	Ownership	0.024	MetLife, Inc.	N	
0241	MetLife	00000	98-0391368	4254520			OMI MLIC Investments Limited	CYM	NIA	St. James Fleet Investments Two Limited	Ownership	99.977	MetLife, Inc.	N	
0241	MetLife	00000	46-3608641				ML Swan Mezz, LLC	DE	NIA	Metropolitan Life Insurance Company	Ownership	100.000	MetLife, Inc.	N	
0241	MetLife	00000	46-3589015				ML Swan GP, LLC	DE	NIA	ML Swan Mezz, LLC	Ownership	100.000	MetLife, Inc.	N	
0241	MetLife	00000	46-3616798				ML Dolphin Mezz, LLC	DE	NIA	Metropolitan Life Insurance Company	Ownership	100.000	MetLife, Inc.	N	
0241	MetLife	00000	82-4889675				ML Southlands Member, LLC	DE	NIA	Metropolitan Life Insurance Company	Ownership	60.000	MetLife, Inc.	N	
0241	MetLife	00000	82-4889675				ML Southlands Member, LLC	DE	NIA	Metropolitan Tower Life Insurance Company	Ownership	40.000	MetLife, Inc.	N	
0241	MetLife	00000	82-4019470				ML Cerritos TC Member, LLC	DE	NIA	Metropolitan Life Insurance Company	Ownership	60.000	MetLife, Inc.	N	
0241	MetLife	00000	82-4019470				ML Cerritos TC Member, LLC	DE	NIA	Metropolitan Tower Life Insurance Company	Ownership	40.000	MetLife, Inc.	N	
0241	MetLife	00000					ML Sloan's Lake Member, LLC	DE	NIA	Metropolitan Life Insurance Company	Ownership	55.000	MetLife, Inc.	N	
0241	MetLife	00000					ML Sloan's Lake Member, LLC	DE	NIA	Metropolitan Tower Life Insurance Company	Ownership	45.000	MetLife, Inc.	N	
0241	MetLife	00000					ML Sentinel Square Member, LLC	DE	NIA	Metropolitan Life Insurance Company	Ownership	100.000	MetLife, Inc.	N	
0241	MetLife	00000					MetLife Securitization Depositor LLC	DE	NIA	Metropolitan Life Insurance Company	Ownership	100.000	MetLife, Inc.	N	

Q13.2

SCHEDULE Y

PART 1A - DETAIL OF INSURANCE HOLDING COMPANY SYSTEM

1	2	3	4	5	6	7	8	9	10	11	12	13	14	15	16
Group Code	Group Name	NAIC Company Code	ID Number	Federal RSSD	CIK	Name of Securities Exchange if Publicly Traded (U.S. or International)	Names of Parent, Subsidiaries or Affiliates	Domiciliary Location	Relationship to Reporting Entity	Directly Controlled by (Name of Entity/Person)	Type of Control (Ownership Board, Management, Attorney-in-Fact, Influence, Other)	If Control is Ownership Provide Percentage	Ultimate Controlling Entity(ies)/Person(s)	Is an SCA Filing Required? (Y/N)	*
0241	MetLife	00000	46-3593573				ML Dolphin GP, LLC	DE	NIA	ML Dolphin Mezz, LLC	Ownership	100.000	MetLife, Inc.	N	
0241	MetLife	00000					Haskell East Village, LLC	DE	NIA	Metropolitan Life Insurance Company	Ownership	100.000	MetLife, Inc.	N	
0241	MetLife	00000	46-3426206				MetLife Cabo Hilton Member, LLC	DE	NIA	Metropolitan Life Insurance Company	Ownership	83.100	MetLife, Inc.	N	
0241	MetLife	00000	46-3426206				MetLife Cabo Hilton Member, LLC	DE	NIA	General American Life Insurance Company	Ownership	16.900	MetLife, Inc.	N	
0241	MetLife	00000	46-0803970				MetLife CC Member, LLC	DE	NIA	Metropolitan Life Insurance Company	Ownership	95.122	MetLife, Inc.	N	
0241	MetLife	00000	46-0803970				MetLife CC Member, LLC	DE	NIA	General American Life Insurance Company	Ownership	4.878	MetLife, Inc.	N	
0241	MetLife	00000	13-5581829				MetLife SP Holdings, LLC	DE	NIA	Metropolitan Life Insurance Company	Ownership	100.000	MetLife, Inc.	N	
0241	MetLife	00000	80-0821598				Oconee Hotel Company, LLC	DE	NIA	Metropolitan Life Insurance Company	Ownership	100.000	MetLife, Inc.	N	
0241	MetLife	00000	80-0823015				Oconee Land Company, LLC	DE	NIA	Metropolitan Life Insurance Company	Ownership	100.000	MetLife, Inc.	N	
0241	MetLife	00000	80-0823413				Oconee Land Development Company, LLC	DE	NIA	Oconee Land Company, LLC	Ownership	100.000	MetLife, Inc.	N	
0241	MetLife	00000	90-0853553				Oconee Golf Company, LLC	DE	NIA	Oconee Land Company, LLC	Ownership	100.000	MetLife, Inc.	N	
0241	MetLife	00000	37-1694299				Oconee Marina Company, LLC	DE	NIA	Oconee Land Company, LLC	Ownership	100.000	MetLife, Inc.	N	
0241	MetLife	00000					1201 TAB Manager, LLC	DE	NIA	Metropolitan Life Insurance Company	Ownership	100.000	MetLife, Inc.	N	
0241	MetLife	00000	46-2460801				MetLife 1201 TAB Member, LLC	DE	NIA	Metropolitan Life Insurance Company	Ownership	96.900	MetLife, Inc.	N	
0241	MetLife	00000	46-2460801				MetLife 1201 TAB Member, LLC	DE	NIA	Metropolitan Property and Casualty Insurance Company	Ownership	3.100	MetLife, Inc.	N	
0241	MetLife	00000	46-2477278				MetLife LHH Member, LLC	DE	NIA	Metropolitan Life Insurance Company	Ownership	99.000	MetLife, Inc.	N	
0241	MetLife	00000	46-2477278				MetLife LHH Member, LLC	DE	NIA	General American Life Insurance Company	Ownership	1.000	MetLife, Inc.	N	
0241	MetLife	00000					1925 WJC Owner, LLC (DE)	DE	NIA	Metropolitan Life Insurance Company	Ownership	100.000	MetLife, Inc.	N	
0241	MetLife	00000	26-1762232				Boulevard Residential, LLC	DE	NIA	Metropolitan Life Insurance Company	Ownership	100.000	MetLife, Inc.	N	
0241	MetLife	00000					MetLife Ontario Street Member, LLC (DE)	DE	NIA	Metropolitan Life Insurance Company	Ownership	100.000	MetLife, Inc.	N	
0241	MetLife	00000	46-4158087				MetLife 555 12th Member, LLC	DE	NIA	Metropolitan Life Insurance Company	Ownership	94.600	MetLife, Inc.	N	
0241	MetLife	00000	46-4158087				MetLife 555 12th Member, LLC	DE	NIA	General American Life Insurance Company	Ownership	5.400	MetLife, Inc.	N	
0241	MetLife	00000	82-3135079				150 North Riverside PE Member, LLC	DE	NIA	Metropolitan Life Insurance Company	Ownership	81.450	MetLife, Inc.	N	
0241	MetLife	00000	82-3135079				150 North Riverside PE Member, LLC	DE	NIA	General American Life Insurance Company	Ownership	13.320	MetLife, Inc.	N	
0241	MetLife	00000	82-3135079				150 North Riverside PE Member, LLC	DE	NIA	Metropolitan Tower Life Insurance Company	Ownership	5.230	MetLife, Inc.	N	
0241	MetLife	00000	47-2085444				ML-AI MetLife Member 2, LLC	DE	NIA	Metropolitan Life Insurance Company	Ownership	98.970	MetLife, Inc.	N	
0241	MetLife	00000	47-2085444				ML-AI MetLife Member 2, LLC	DE	NIA	General American Life Insurance Company	Ownership	1.030	MetLife, Inc.	N	
0241	MetLife	00000					ML-AI MetLife Member 3, LLC	DE	NIA	Metropolitan Life Insurance Company	Ownership	100.000	MetLife, Inc.	N	
0241	MetLife	00000	81-3382498				MetLife ConSquare Member, LLC (DE)	DE	NIA	Metropolitan Life Insurance Company	Ownership	100.000	MetLife, Inc.	N	
0241	MetLife	00000	13-5581829				MetLife Member Solaire, LLC	DE	NIA	Metropolitan Life Insurance Company	Ownership	100.000	MetLife, Inc.	N	
0241	MetLife	00000	81-0770888				MetLife Treat Towers Member, LLC	DE	NIA	Metropolitan Life Insurance Company	Ownership	100.000	MetLife, Inc.	N	
0241	MetLife	00000	46-4133357				ML Bridgeside Apartments, LLC	DE	NIA	Metropolitan Life Insurance Company	Ownership	100.000	MetLife, Inc.	N	
0241	MetLife	00000	46-4283517				MetLife Camino Ramon Member, LLC	DE	NIA	General American Life Insurance Company	Ownership	1.000	MetLife, Inc.	N	
0241	MetLife	00000	46-4283517				MetLife Camino Ramon Member, LLC	DE	NIA	Metropolitan Life Insurance Company	Ownership	99.000	MetLife, Inc.	N	
0241	MetLife	00000	46-4255167				ML Terraces, LLC	DE	NIA	Metropolitan Life Insurance Company	Ownership	100.000	MetLife, Inc.	N	

Q13.3

SCHEDULE Y

PART 1A - DETAIL OF INSURANCE HOLDING COMPANY SYSTEM

1	2	3	4	5	6	7	8	9	10	11	12	13	14	15	16
Group Code	Group Name	NAIC Company Code	ID Number	Federal RSSD	CIK	Name of Securities Exchange if Publicly Traded (U.S. or International)	Names of Parent, Subsidiaries or Affiliates	Domiciliary Location	Relationship to Reporting Entity	Directly Controlled by (Name of Entity/Person)	Type of Control (Ownership Board, Management, Attorney-in-Fact, Influence, Other)	If Control is Ownership Provide Percentage	Ultimate Controlling Entity(ies)/Person(s)	Is an SCA Filing Required? (Y/N)	*
0241	MetLife.....	00000...					MetLife CB W/A, LLC.....	DE.....	NIA.....	Metropolitan Life Insurance Company.....	Ownership.....	...100.000	MetLife, Inc.....	...N.....	
0241	MetLife.....	00000...	47-1970965..				ML New River Village III, LLC	DE.....	NIA.....	Metropolitan Life Insurance Company.....	Ownership.....	...100.000	MetLife, Inc.....	...N.....	
0241	MetLife.....	00000...					MetLife 1007 Stewart, LLC	DE.....	NIA.....	Metropolitan Life Insurance Company.....	Ownership.....	...100.000	MetLife, Inc.....	...N.....	
0241	MetLife.....	00000...					Chestnut Flats Wind, LLC	DE.....	NIA.....	Metropolitan Life Insurance Company.....	Ownership.....	...100.000	MetLife, Inc.....	...N.....	
0241	MetLife.....	00000...	46-4129811..				MetLife 425 MKT Member, LLC	DE.....	NIA.....	Metropolitan Life Insurance Company.....	Ownership.....	...100.000	MetLife, Inc.....	...N.....	
0241	MetLife.....	00000...	46-4229772..				MetLife THR Investor, LLC	DE.....	NIA.....	Metropolitan Life Insurance Company.....	Ownership.....	...100.000	MetLife, Inc.....	...N.....	
0241	MetLife.....	00000...					MetLife OFC Member, LLC.....	DE.....	NIA.....	Metropolitan Life Insurance Company.....	Ownership.....	...100.000	MetLife, Inc.....	...N.....	
0241	MetLife.....	00000...	47-1256270..				MetLife OBS Member, LLC	DE.....	NIA.....	Metropolitan Life Insurance Company.....	Ownership.....	...100.000	MetLife, Inc.....	...N.....	
0241	MetLife.....	00000...					MetLife FM Hotel Member, LLC.....	DE.....	NIA.....	Metropolitan Life Insurance Company.....	Ownership.....	...100.000	MetLife, Inc.....	...N.....	
0241	MetLife.....	00000...					LHCW Holdings (U.S.) LLC.....	DE.....	NIA.....	MetLife FM Hotel Member, LLC.....	Ownership.....	...100.000	MetLife, Inc.....	...N.....	
0241	MetLife.....	00000...					LHC Holdings (U.S.) LLC.....	DE.....	NIA.....	LHCW Holdings (U.S.) LLC.....	Ownership.....	...100.000	MetLife, Inc.....	...N.....	
0241	MetLife.....	00000...					LHCW Hotel Holding (U.S.) LLC.....	DE.....	NIA.....	LHC Holdings (U.S.) LLC.....	Ownership.....	...100.000	MetLife, Inc.....	...N.....	
0241	MetLife.....	00000...					LHCW Hotel Holding (2002) LLC.....	DE.....	NIA.....	LHCW Hotel Holding (U.S.) LLC.....	Ownership.....	...100.000	MetLife, Inc.....	...N.....	
0241	MetLife.....	00000...					LHCW Hotel Operating Company (2002) LLC..	DE.....	NIA.....	LHCW Hotel Holding (U.S.) LLC.....	Ownership.....	...100.000	MetLife, Inc.....	...N.....	
0241	MetLife.....	00000...	46-4584166..				ML Southmore, LLC	DE.....	NIA.....	Metropolitan Life Insurance Company.....	Ownership.....	...99.000	MetLife, Inc.....	...N.....	
0241	MetLife.....	00000...	46-4584166..				ML Southmore, LLC	DE.....	NIA.....	General American Life Insurance Company ..	Ownership.....	...1.000	MetLife, Inc.....	...N.....	
0241	MetLife.....	00000...					MetLife HCMJV 1 GP, LLC.....	DE.....	NIA.....	Metropolitan Life Insurance Company.....	Ownership.....	...100.000	MetLife, Inc.....	...N.....	
0241	MetLife.....	00000...	46-4196012..				ML-AI MetLife Member 1, LLC.....	DE.....	NIA.....	Metropolitan Life Insurance Company.....	Ownership.....	...95.199	MetLife, Inc.....	...N.....	
0241	MetLife.....	00000...	46-4196012..				ML-AI MetLife Member 1, LLC.....	DE.....	NIA.....	Metropolitan Property and Casualty Insurance Company	Ownership.....	...4.801	MetLife, Inc.....	...N.....	
0241	MetLife.....	00000...	13-3759652..	3166279			MetLife International Holdings, LLC.....	DE.....	NIA.....	MetLife Global Holding Company II GmbH (Swiss)	Ownership.....	...100.000	MetLife, Inc.....	...N.....	
0241	MetLife.....	00000...	13-3953333..	3166372			Natiloportem Holdings, LLC.....	DE.....	NIA.....	MetLife International Holdings, LLC.....	Ownership.....	...100.000	MetLife, Inc.....	...N.....	
0241	MetLife.....	00000...		3166402			Excelencia Operativa y Tecnologica, S.A. de C.V. (Mexico)	MEX.....	NIA.....	Natiloportem Holdings, LLC.....	Ownership.....	...99.000	MetLife, Inc.....	...N.....	
0241	MetLife.....	00000...		3166402			Excelencia Operativa y Tecnologica, S.A. de C.V. (Mexico)	MEX.....	NIA.....	MetLife Mexico Servicios, S.A. de C.V.....	Ownership.....	...1.000	MetLife, Inc.....	...N.....	
0241	MetLife.....	00000...		3373705			MLA Comercial, S.A. de C.V. (Mexico).....	MEX.....	NIA.....	Excelencia Operativa y Tecnologica, S.A. de C.V.	Ownership.....	...99.000	MetLife, Inc.....	...N.....	
0241	MetLife.....	00000...		3373705			MLA Comercial, S.A. de C.V. (Mexico).....	MEX.....	NIA.....	MetLife Mexico Servicios, S.A. de C.V.....	Ownership.....	...1.000	MetLife, Inc.....	...N.....	
0241	MetLife.....	00000...		3373714			MLA Servicios S.A. de C.V. (Mexico).....	MEX.....	NIA.....	Excelencia Operativa y Tecnologica, S.A. de C.V.	Ownership.....	...99.000	MetLife, Inc.....	...N.....	
0241	MetLife.....	00000...		3373714			MLA Servicios S.A. de C.V. (Mexico).....	MEX.....	NIA.....	MetLife Mexico Servicios, S.A. de C.V.....	Ownership.....	...1.000	MetLife, Inc.....	...N.....	
0241	MetLife.....	00000...		4240907			MM Global Operations Support Center, S.A. de C.V.	MEX.....	NIA.....	MetLife Global Holding Company II GmbH (Swiss)	Ownership.....	...100.000	MetLife, Inc.....	...N.....	
0241	MetLife.....	00000...		4240907			MM Global Operations Support Center, S.A. de C.V.	MEX.....	NIA.....	MetLife Global Holding Company I GmbH (Swiss)	Ownership.....	MetLife, Inc.....	...N.....	

Q13.4

SCHEDULE Y

PART 1A - DETAIL OF INSURANCE HOLDING COMPANY SYSTEM

1	2	3	4	5	6	7	8	9	10	11	12	13	14	15	16
Group Code	Group Name	NAIC Company Code	ID Number	Federal RSSD	CIK	Name of Securities Exchange if Publicly Traded (U.S. or International)	Names of Parent, Subsidiaries or Affiliates	Domiciliary Location	Relationship to Reporting Entity	Directly Controlled by (Name of Entity/Person)	Type of Control (Ownership Board, Management, Attorney-in-Fact, Influence, Other)	If Control is Ownership Provide Percentage	Ultimate Controlling Entity(ies)/Person(s)	Is an SCA Filing Required? (Y/N)	*
0241	MetLife.....	00000.....		4254995.....			Fundacion MetLife Mexico, A.C.....	MEX.....	NIA.....	MM Global Operations Support Center, S.A. de C.V., S.A. de C.V.....	Ownership.....	100.000	MetLife, Inc.....	N.....	
0241	MetLife.....	00000.....		3166318.....			Metropolitan Life Seguros e Previdencia Privada S.A. (Brazil).....	BRA.....	IA.....	MetLife International Holdings, LLC.....	Ownership.....	66.662	MetLife, Inc.....	N.....	
0241	MetLife.....	00000.....		3166318.....			Metropolitan Life Seguros e Previdencia Privada S.A. (Brazil).....	BRA.....	IA.....	MetLife Worldwide Holdings, LLC.....	Ownership.....	33.337	MetLife, Inc.....	N.....	
0241	MetLife.....	00000.....		3166318.....			Metropolitan Life Seguros e Previdencia Privada S.A. (Brazil).....	BRA.....	IA.....	Natiloportem Holdings, LLC.....	Ownership.....	0.001	MetLife, Inc.....	N.....	
0241	MetLife.....	00000.....		4191616.....			MetLife Ireland Holdings One Limited.....	IRL.....	NIA.....	MetLife International Holdings, LLC.....	Ownership.....	100.000	MetLife, Inc.....	N.....	
0241	MetLife.....	00000.....		4189846.....			MetLife Global Holdings Corporation S.A. de C.V. (Mexico).....	MEX.....	NIA.....	MetLife Ireland Holdings One Limited.....	Ownership.....	98.900	MetLife, Inc.....	N.....	
0241	MetLife.....	00000.....		4189846.....			MetLife Global Holdings Corporation S.A. de C.V. (Mexico).....	MEX.....	NIA.....	MetLife International Limited, LLC.....	Ownership.....	1.100	MetLife, Inc.....	N.....	
0241	MetLife.....	00000.....	13-3047691..				Metropolitan Global Management, LLC.....	IRL.....	NIA.....	MetLife Global Holdings Corporation S.A. de C.V.....	Ownership.....	99.700	MetLife, Inc.....	N.....	
0241	MetLife.....	00000.....	13-3047691..				Metropolitan Global Management, LLC.....	IRL.....	NIA.....	MetLife International Holdings, LLC.....	Ownership.....	0.300	MetLife, Inc.....	N.....	
0241	MetLife.....	00000.....	AA-2730030..	3165740.....			MetLife Mexico Holding S. de R.L. de C.V.....	MEX.....	IA.....	Metropolitan Global Management, LLC.....	Ownership.....	100.000	MetLife, Inc.....	N.....	
0241	MetLife.....	00000.....	AA-2730030..	3165740.....			MetLife Mexico Holding S. de R.L. de C.V.....	MEX.....	IA.....	Excelencia Operativa y Tecnologica, S.A. de C.V.....	Ownership.....		MetLife, Inc.....	N.....	
0241	MetLife.....	00000.....	AA-2730030..	3165740.....			MetLife Mexico S.A.....	MEX.....	IA.....	MetLife Mexico Holdings, S. de R.L. de C.V.....	Ownership.....	99.050	MetLife, Inc.....	N.....	
0241	MetLife.....	00000.....	AA-2730030..	3165740.....			MetLife Mexico S.A.....	MEX.....	IA.....	MetLife International Holdings, LLC.....	Ownership.....	0.950	MetLife, Inc.....	N.....	
0241	MetLife.....	00000.....		4241061.....			ML Capacitacion Comercial S.A. de C.V. (Mexico).....	MEX.....	NIA.....	MetLife Mexico S.A.....	Ownership.....	99.000	MetLife, Inc.....	N.....	
0241	MetLife.....	00000.....		4241061.....			ML Capacitacion Comercial S.A. de C.V. (Mexico).....	MEX.....	NIA.....	MetLife Mexico Servicios, S.A. de C.V.....	Ownership.....	1.000	MetLife, Inc.....	N.....	
0241	MetLife.....	00000.....		3165795.....			MetLife Pensiones Mexico S.A.....	MEX.....	IA.....	MetLife Mexico Holdings, S. de R.L. de C.V.....	Ownership.....	97.513	MetLife, Inc.....	N.....	
0241	MetLife.....	00000.....		3165795.....			MetLife Pensiones Mexico S.A.....	MEX.....	IA.....	MetLife International Holdings, LLC.....	Ownership.....	2.488	MetLife, Inc.....	N.....	
0241	MetLife.....	00000.....		3267390.....			MetLife Mexico Servicios S.A. de C.V.....	MEX.....	NIA.....	MetLife Mexico Holdings, S. de R.L. de C.V.....	Ownership.....	98.000	MetLife, Inc.....	N.....	
0241	MetLife.....	00000.....		3267390.....			MetLife Mexico Servicios S.A. de C.V.....	MEX.....	NIA.....	MetLife International Holdings, LLC.....	Ownership.....	2.000	MetLife, Inc.....	N.....	
0241	MetLife.....	00000.....	AA-5420018..	3166288.....			MetLife Insurance Company of Korea, Limited..	KOR.....	IA.....	MetLife Mexico S.A.....	Ownership.....	14.640	MetLife, Inc.....	N.....	
0241	MetLife.....	00000.....	AA-5420018..	3166288.....			MetLife Insurance Company of Korea, Limited..	KOR.....	IA.....	Metropolitan Global Management, LLC.....	Ownership.....	85.360	MetLife, Inc.....	N.....	
0241	MetLife.....	00000.....					MetLife Financial Services, Co., Ltd. (South Korea).....	KOR.....	NIA.....	MetLife Insurance Company of Korea, Limited	Ownership.....	100.000	MetLife, Inc.....	N.....	
0241	MetLife.....	00000.....		4200880.....			MetLife Ireland Treasury d.a.c.....	IRL.....	NIA.....	MetLife Global Holdings Corporation S.A. de C.V.....	Ownership.....	100.000	MetLife, Inc.....	N.....	
0241	MetLife.....	00000.....	AA-1930041..	1173714.....			MetLife Insurance Limited (Australia).....	AUS.....	IA.....	MetLife Ireland Treasury d.a.c.....	Ownership.....	91.165	MetLife, Inc.....	N.....	
0241	MetLife.....	00000.....	AA-1930041..	1173714.....			MetLife Insurance Limited (Australia).....	AUS.....	IA.....	MetLife Global Holdings Corporation S.A. de C.V.....	Ownership.....	8.835	MetLife, Inc.....	N.....	

Q13.5

SCHEDULE Y

PART 1A - DETAIL OF INSURANCE HOLDING COMPANY SYSTEM

1	2	3	4	5	6	7	8	9	10	11	12	13	14	15	16
Group Code	Group Name	NAIC Company Code	ID Number	Federal RSSD	CIK	Name of Securities Exchange if Publicly Traded (U.S. or International)	Names of Parent, Subsidiaries or Affiliates	Domiciliary Location	Relationship to Reporting Entity	Directly Controlled by (Name of Entity/Person)	Type of Control (Ownership Board, Management, Attorney-in-Fact, Influence, Other)	If Control is Ownership Provide Percentage	Ultimate Controlling Entity(ies)/Person(s)	Is an SCA Filing Required? (Y/N)	*
0241	MetLife.....	00000...					The Direct Call Center PTY Limited (Australia)	AUS.....	NIA.....	MetLife Insurance Limited (Australia).....	Ownership.....	...100.000	MetLife, Inc.....	...N.....	
0241	MetLife.....	00000...		4239358			MetLife Investments PTY Limited (Australia)...	AUS.....	NIA.....	MetLife Insurance Limited (Australia).....	Ownership.....	...100.000	MetLife, Inc.....	...N.....	
0241	MetLife.....	00000...		4239367			MetLife Insurance and Investment Trust (Australia)	AUS.....	NIA.....	MetLife Investments PTY Limited.....	Ownership.....	...100.000	MetLife, Inc.....	...N.....	
0241	MetLife.....	00000...		1173732			MetLife General Insurance Limited (Australia)..	AUS.....	IA.....	MetLife Ireland Treasury d.a.c.....	Ownership.....	...100.000	MetLife, Inc.....	...N.....	
0241	MetLife.....	00000...					MetLife International Limited, LLC (DE).....	DE.....	NIA.....	MetLife International Holdings, LLC.....	Ownership.....	...100.000	MetLife, Inc.....	...N.....	
0241	MetLife.....	00000...					AmMetLife Insurance Berhad.....	MYS.....	IA.....	MetLife International Holdings, LLC.....	Ownership.....	...50.000	MetLife, Inc.....	...N.....	
0241	MetLife.....	00000...					MAXIS GBN S.A.S.....	FRA.....	NIA.....	MetLife International Holdings, LLC.....	Ownership.....	...50.000	MetLife, Inc.....	...N.....	
0241	MetLife.....	00000...	AA-5480033				AmMetLife Takaful Berhad.....	MYS.....	IA.....	MetLife International Holdings, LLC.....	Ownership.....	...50.000	MetLife, Inc.....	...N.....	
0241	MetLife.....	00000...					MetLife Asia Limited (Hong Kong).....	HKG.....	NIA.....	MetLife International Holdings, LLC.....	Ownership.....	...100.000	MetLife, Inc.....	...N.....	
0241	MetLife.....	00000...		3166309			Metropolitan Life Insurance Company of Hong Kong Limited	HKG.....	IA.....	MetLife International Holdings, LLC.....	Ownership.....	...99.999	MetLife, Inc.....	...N.....	
0241	MetLife.....	00000...		3166309			Metropolitan Life Insurance Company of Hong Kong Limited	HKG.....	IA.....	Natiloportem Holdings, LLC.....	Ownership.....	...0.001	MetLife, Inc.....	...N.....	
0241	MetLife.....	00000...		4195913			MetLife Planos Odontologicos Ltda. (Brazil)....	BRA.....	IA.....	MetLife International Holdings, LLC.....	Ownership.....	...99.999	MetLife, Inc.....	...N.....	
0241	MetLife.....	00000...		4195913			MetLife Planos Odontologicos Ltda. (Brazil)....	BRA.....	IA.....	Natiloportem Holdings, LLC.....	Ownership.....	...0.001	MetLife, Inc.....	...N.....	
0241	MetLife.....	00000...	20-5894439	3373639			MetLife Global, Inc.....	DE.....	NIA.....	MetLife, Inc.....	Ownership.....	...100.000	MetLife, Inc.....	...N.....	
0241	MetLife.....	00000...		4189837			Inversiones MetLife Holdco Dos Limitada (Chile)	CHL.....	NIA.....	MetLife International Holdings, LLC.....	Ownership.....	...0.001	MetLife, Inc.....	...N.....	
0241	MetLife.....	00000...		4189837			Inversiones MetLife Holdco Dos Limitada (Chile)	CHL.....	NIA.....	Natiloportem Holdings, LLC.....	Ownership.....		MetLife, Inc.....	...N.....	
0241	MetLife.....	00000...		4189837			Inversiones MetLife Holdco Dos Limitada (Chile)	CHL.....	NIA.....	MetLife, Inc.....	Ownership.....	...99.999	MetLife, Inc.....	...N.....	
0241	MetLife.....	00000...	AA-2130012	1641857			MetLife Seguros S.A. (Argentina).....	ARG.....	IA.....	MetLife International Holdings, LLC.....	Ownership.....	...95.524	MetLife, Inc.....	...N.....	
0241	MetLife.....	00000...	AA-2130012	1641857			MetLife Seguros S.A. (Argentina).....	ARG.....	IA.....	Natiloportem Holdings, LLC.....	Ownership.....	...2.675	MetLife, Inc.....	...N.....	
0241	MetLife.....	00000...	AA-2130012	4251145			MetLife Seguros S.A. (Argentina).....	ARG.....	IA.....	International Technical and Advisory Services Limited (USA-Delaware)	Ownership.....	...1.801	MetLife, Inc.....	...N.....	
0241	MetLife.....	00000...		2327738			Compania Inversora MetLife S.A. (Argentina)...	ARG.....	NIA.....	MetLife International Holdings, LLC.....	Ownership.....	...95.460	MetLife, Inc.....	...N.....	
0241	MetLife.....	00000...		2327738			Compania Inversora MetLife S.A. (Argentina)...	ARG.....	NIA.....	Natiloportem Holdings, LLC.....	Ownership.....	...4.540	MetLife, Inc.....	...N.....	
0241	MetLife.....	00000...		4247296			MetLife Servicios S.A. (Argentina).....	ARG.....	NIA.....	Compania Inversora MetLife S.A.....	Ownership.....	...18.870	MetLife, Inc.....	...N.....	
0241	MetLife.....	00000...		4247296			MetLife Servicios S.A. (Argentina).....	ARG.....	NIA.....	MetLife Seguros S.A.....	Ownership.....	...79.880	MetLife, Inc.....	...N.....	
0241	MetLife.....	00000...		4247296			MetLife Servicios S.A. (Argentina).....	ARG.....	NIA.....	Natiloportem Holdings, LLC.....	Ownership.....	...0.990	MetLife, Inc.....	...N.....	
0241	MetLife.....	00000...		4247296			MetLife Servicios S.A. (Argentina).....	ARG.....	NIA.....	MetLife Seguros de Retiro S.A.....	Ownership.....	...0.260	MetLife, Inc.....	...N.....	
0241	MetLife.....	00000...	06-1597037	2985727			MetLife Worldwide Holdings, LLC.....	DE.....	NIA.....	MetLife International Holdings, LLC.....	Ownership.....	...100.000	MetLife, Inc.....	...N.....	
0241	MetLife.....	00000...	AA-5324104	3144558			MetLife Limited (Hong Kong).....	HKG.....	IA.....	MetLife Worldwide Holdings, LLC.....	Ownership.....	...100.000	MetLife, Inc.....	...N.....	

Q13.6

SCHEDULE Y

PART 1A - DETAIL OF INSURANCE HOLDING COMPANY SYSTEM

1	2	3	4	5	6	7	8	9	10	11	12	13	14	15	16
Group Code	Group Name	NAIC Company Code	ID Number	Federal RSSD	CIK	Name of Securities Exchange if Publicly Traded (U.S. or International)	Names of Parent, Subsidiaries or Affiliates	Domiciliary Location	Relationship to Reporting Entity	Directly Controlled by (Name of Entity/Person)	Type of Control (Ownership Board, Management, Attorney-in-Fact, Influence, Other)	If Control is Ownership Provide Percentage	Ultimate Controlling Entity(ies)/Person(s)	Is an SCA Filing Required? (Y/N)	*
0241	MetLife.....	00000.....					BIDV MetLife Life Insurance Limited Liability Company	VNM.....	IA.....	MetLife Limited (Hong Kong).....	Ownership.....	60.000	MetLife, Inc.....	N.....	
0241	MetLife.....	00000.....		2704610.....			Best Market S.A. (Argentina).....	ARG.....	NIA.....	MetLife International Holdings, LLC.....	Ownership.....	95.000	MetLife, Inc.....	N.....	
0241	MetLife.....	00000.....		2704610.....			Best Market S.A. (Argentina).....	ARG.....	NIA.....	Natloportem Holdings, LLC.....	Ownership.....	5.000	MetLife, Inc.....	N.....	
0241	MetLife.....	00000.....	AA-5344102.....	3166411.....			PNB MetLife India Insurance Company Limited	IND.....	IA.....	MetLife International Holdings, LLC.....	Ownership.....	26.000	MetLife, Inc.....	N.....	
0241	MetLife.....	00000.....	AA-2130046.....	1388303.....			MetLife Seguros de Retiro S.A. (Argentina).....	ARG.....	IA.....	MetLife International Holdings, LLC.....	Ownership.....	96.890	MetLife, Inc.....	N.....	
0241	MetLife.....	00000.....	AA-2130046.....	1388303.....			MetLife Seguros de Retiro S.A. (Argentina).....	ARG.....	IA.....	Natloportem Holdings, LLC.....	Ownership.....	3.110	MetLife, Inc.....	N.....	
0241	MetLife.....	00000.....	AA-2130046.....	4321758.....			MetLife Seguros de Retiro S.A. (Argentina).....	ARG.....	IA.....	International Technical and Advisory Services Limited (USA-Delaware)	Ownership.....		MetLife, Inc.....	N.....	
0241	MetLife.....	00000.....		3373648.....			MetLife Administradora de Fundos Multipatrocinaados Ltda. (Brazil)	BRA.....	NIA.....	MetLife International Holdings, LLC.....	Ownership.....	100.000	MetLife, Inc.....	N.....	
0241	MetLife.....	00000.....		3373648.....			MetLife Administradora de Fundos Multipatrocinaados Ltda. (Brazil)	BRA.....	NIA.....	Natloportem Holdings, LLC.....	Ownership.....		MetLife, Inc.....	N.....	
0241	MetLife.....	26298.....	13-2725441.....	3219728.....			Metropolitan Property and Casualty Insurance Company	RI.....	IA.....	MetLife, Inc.....	Ownership.....	100.000	MetLife, Inc.....	N.....	
0241	MetLife.....	39950.....	22-2342710.....				Metropolitan General Insurance Company.....	RI.....	IA.....	Metropolitan Property and Casualty Insurance Company	Ownership.....	100.000	MetLife, Inc.....	N.....	
0241	MetLife.....	40169.....	05-0393243.....				Metropolitan Casualty Insurance Company.....	RI.....	IA.....	Metropolitan Property and Casualty Insurance Company	Ownership.....	100.000	MetLife, Inc.....	N.....	
0241	MetLife.....	25321.....	23-1903575.....				Metropolitan Direct Property and Casualty Insurance Company	RI.....	IA.....	Metropolitan Property and Casualty Insurance Company	Ownership.....	100.000	MetLife, Inc.....	N.....	
0241	MetLife.....	22926.....	36-1022580.....				Economy Fire & Casualty Company.....	IL.....	IA.....	Metropolitan Property and Casualty Insurance Company	Ownership.....	100.000	MetLife, Inc.....	N.....	
0241	MetLife.....	38067.....	36-3027848.....				Economy Preferred Insurance Company.....	IL.....	IA.....	Economy Fire & Casualty Company.....	Ownership.....	100.000	MetLife, Inc.....	N.....	
0241	MetLife.....	40649.....	36-3105737.....				Economy Premier Assurance Company.....	IL.....	IA.....	Economy Fire & Casualty Company.....	Ownership.....	100.000	MetLife, Inc.....	N.....	
0241	MetLife.....	00000.....	95-3003951.....				MetLife Auto & Home Insurance Agency, Inc.....	RI.....	IA.....	Metropolitan Property and Casualty Insurance Company	Ownership.....	100.000	MetLife, Inc.....	Y.....	
0241	MetLife.....	34339.....	13-2915260.....				Metropolitan Group Property and Casualty Insurance Company	RI.....	IA.....	Metropolitan Property and Casualty Insurance Company	Ownership.....	100.000	MetLife, Inc.....	N.....	
0241	MetLife.....	00000.....	05-0476998.....				Metropolitan Lloyds, Inc.....	TX.....	NIA.....	Metropolitan Property and Casualty Insurance Company	Ownership.....	100.000	MetLife, Inc.....	Y.....	
0241	MetLife.....	13938.....	75-2483187.....				Metropolitan Lloyds Insurance Company of Texas	TX.....	IA.....	Metropolitan Lloyds, Inc.....	Attorney-in-fact.....		MetLife, Inc.....	N.....	
0241	MetLife.....	87726.....	06-0566090.....	1546103.....	733076.....		Brighthouse Life Insurance Company.....	DE.....	UDP.....	Brighthouse Holdings, LLC.....	Ownership.....	100.000	MetLife, Inc.....	N.....	
0241	MetLife.....	00000.....	13-2862391.....				Brighthouse Securities, LLC.....	DE.....	NIA.....	Brighthouse Holdings, LLC.....	Ownership.....	100.000	MetLife, Inc.....	N.....	
0241	MetLife.....	91626.....	04-2708937.....		1030011.....		New England Life Insurance Company.....	MA.....	IA.....	Brighthouse Holdings, LLC.....	Ownership.....	100.000	MetLife, Inc.....	N.....	
0241	MetLife.....	00000.....	04-3240897.....	4288440.....	1071039.....		Brighthouse Investment Advisers, LLC.....	MA.....	NIA.....	Brighthouse Holdings, LLC.....	Ownership.....	100.000	MetLife, Inc.....	N.....	

Q13.7

SCHEDULE Y

PART 1A - DETAIL OF INSURANCE HOLDING COMPANY SYSTEM

1	2	3	4	5	6	7	8	9	10	11	12	13	14	15	16
Group Code	Group Name	NAIC Company Code	ID Number	Federal RSSD	CIK	Name of Securities Exchange if Publicly Traded (U.S. or International)	Names of Parent, Subsidiaries or Affiliates	Domiciliary Location	Relationship to Reporting Entity	Directly Controlled by (Name of Entity/Person)	Type of Control (Ownership Board, Management, Attorney-in-Fact, Influence, Other)	If Control is Ownership Provide Percentage	Ultimate Controlling Entity(ies)/Person(s)	Is an SCA Filing Required? (Y/N)	*
0241	MetLife.....	00000...	81-3094008..				Brighthouse Services, LLC	DE.....	NIA.....	Brighthouse Holdings, LLC.....	Ownership.....	...100.000	MetLife, Inc.....	...N.....	
0241	MetLife.....	00000...	47-4161401..				ML 1065 Hotel, LLC.....	DE.....	NIA.....	Brighthouse Life Insurance Company	Ownership.....	...100.000	MetLife, Inc.....	...N.....	
0241	MetLife.....	00000...					Brighthouse Renewables Holding, LLC.....	DE.....	NIA.....	Brighthouse Life Insurance Company	Ownership.....	...100.000	MetLife, Inc.....	...N.....	
0241	MetLife.....	00000...					Greater Sandhill I, LLC.....	DE.....	NIA.....	Brighthouse Renewables Holding, LLC.....	Ownership.....	...100.000	MetLife, Inc.....	...N.....	
0241	MetLife.....	00000...	01-0893117..				Brighthouse Connecticut Properties Ventures, LLC.....	DE.....	NIA.....	Brighthouse Life Insurance Company	Ownership.....	...100.000	MetLife, Inc.....	...N.....	
0241	MetLife.....	00000...					Sino-US United MetLife Insurance Co. Ltd.....	CHN.....	IA.....	Metropolitan Life Insurance Company.....	Ownership.....	...50.000	MetLife, Inc.....	...N.....	
0241	MetLife.....	00000...					Euro TI Investments LLC.....	DE.....	NIA.....	Brighthouse Life Insurance Company	Ownership.....	...100.000	MetLife, Inc.....	...N.....	
0241	MetLife.....	00000...	46-3156033..		937869		Brighthouse Assignment Company.....	CT.....	NIA.....	Brighthouse Life Insurance Company	Ownership.....	...100.000	MetLife, Inc.....	...Y.....	
0241	MetLife.....	00000...	26-0224429..				Daniel/Brighthouse Midtown Atlanta Master Limited Liability Company.....	DE.....	NIA.....	Brighthouse Life Insurance Company	Ownership.....	...100.000	MetLife, Inc.....	...N.....	
0241	MetLife.....	00000...	26-0301826..				1075 Peachtree, LLC.....	DE.....	NIA.....	Daniel/Brighthouse Midtown Limited Liability Company.....	Ownership.....	...100.000	MetLife, Inc.....	...N.....	
0241	MetLife.....	00000...	27-0227067..				TLA Holdings II LLC.....	DE.....	NIA.....	Brighthouse Life Insurance Company	Ownership.....	...100.000	MetLife, Inc.....	...N.....	
0241	MetLife.....	00000...					TIC European Real Estate LP, LLC.....	DE.....	NIA.....	Brighthouse Life Insurance Company	Ownership.....	...100.000	MetLife, Inc.....	...N.....	
0241	MetLife.....	00000...	74-3261395..				TLA Holdings LLC.....	DE.....	NIA.....	Brighthouse Life Insurance Company	Ownership.....	...100.000	MetLife, Inc.....	...N.....	
0241	MetLife.....	00000...	51-0099394..				The Prospect Company.....	DE.....	NIA.....	TLA Holdings LLC.....	Ownership.....	...100.000	MetLife, Inc.....	...N.....	
0241	MetLife.....	16073...	81-4750360..				Brighthouse Reinsurance Company of Delaware (DE).....	DE.....	IA.....	Brighthouse Life Insurance Company	Ownership.....	...100.000	MetLife, Inc.....	...N.....	
0241	MetLife.....	00000...					Euro TL Investments LLC.....	DE.....	NIA.....	Brighthouse Life Insurance Company	Ownership.....	...100.000	MetLife, Inc.....	...N.....	
0241	MetLife.....	00000...	13-4153151..				MetLife Canadian Property Ventures LLC.....	NY.....	NIA.....	Metropolitan Life Insurance Company.....	Ownership.....	...100.000	MetLife, Inc.....	...N.....	
0241	MetLife.....	00000...					MetLife Property Ventures Canada ULC.....	CAN.....	NIA.....	Metropolitan Life Insurance Company.....	Ownership.....	...100.000	MetLife, Inc.....	...N.....	
0241	MetLife.....	97136...	13-3114906..	3219773			Metropolitan Tower Life Insurance Company.....	DE.....	IA.....	MetLife, Inc.....	Ownership.....	...100.000	MetLife, Inc.....	...N.....	
0241	MetLife.....	00000...	38-4035918..				MetLife Assignment Company, Inc (DE).....	DE.....	NIA.....	Metropolitan Tower Life Insurance Company.....	Ownership.....	...100.000	MetLife, Inc.....	...Y.....	
0241	MetLife.....	00000...					EntreCap Real Estate II, LLC.....	DE.....	NIA.....	Metropolitan Tower Life Insurance Company.....	Ownership.....	...100.000	MetLife, Inc.....	...N.....	
0241	MetLife.....	00000...					PREFCO Dix-Huit LLC.....	CT.....	NIA.....	EntreCap Real Estate II, LLC.....	Ownership.....	...100.000	MetLife, Inc.....	...N.....	
0241	MetLife.....	00000...					PREFCO X Holdings LLC.....	CT.....	NIA.....	EntreCap Real Estate II, LLC.....	Ownership.....	...100.000	MetLife, Inc.....	...N.....	
0241	MetLife.....	00000...					PREFCO Ten Limited Partnership.....	CT.....	NIA.....	EntreCap Real Estate II, LLC.....	Ownership.....	...99.900	MetLife, Inc.....	...N.....	
0241	MetLife.....	00000...					PREFCO Ten Limited Partnership.....	CT.....	NIA.....	PREFCO X Holdings LLC.....	Ownership.....	...0.100	MetLife, Inc.....	...N.....	
0241	MetLife.....	00000...					PREFCO Vingt LLC.....	CT.....	NIA.....	EntreCap Real Estate II, LLC.....	Ownership.....	...100.000	MetLife, Inc.....	...N.....	
0241	MetLife.....	00000...					PREFCO Twenty Limited Partnership.....	CT.....	NIA.....	EntreCap Real Estate II, LLC.....	Ownership.....	...99.000	MetLife, Inc.....	...N.....	
0241	MetLife.....	00000...					PREFCO Twenty Limited Partnership.....	CT.....	NIA.....	PREFCO Vingt LLC.....	Ownership.....	...1.000	MetLife, Inc.....	...N.....	
0241	MetLife.....	00000...					Plaza Drive Properties, LLC.....	DE.....	NIA.....	Metropolitan Tower Life Insurance Company.....	Ownership.....	...100.000	MetLife, Inc.....	...N.....	
0241	MetLife.....	00000...					MTL Leasing, LLC.....	DE.....	NIA.....	Metropolitan Tower Life Insurance Company.....	Ownership.....	...100.000	MetLife, Inc.....	...N.....	
0241	MetLife.....	00000...					PREFCO IX Realty LLC.....	CT.....	NIA.....	MTL Leasing, LLC.....	Ownership.....	...100.000	MetLife, Inc.....	...N.....	
0241	MetLife.....	00000...					PREFCO XIV Holdings LLC.....	CT.....	NIA.....	MTL Leasing, LLC.....	Ownership.....	...100.000	MetLife, Inc.....	...N.....	

Q13.8

SCHEDULE Y

PART 1A - DETAIL OF INSURANCE HOLDING COMPANY SYSTEM

1	2	3	4	5	6	7	8	9	10	11	12	13	14	15	16
Group Code	Group Name	NAIC Company Code	ID Number	Federal RSSD	CIK	Name of Securities Exchange if Publicly Traded (U.S. or International)	Names of Parent, Subsidiaries or Affiliates	Domiciliary Location	Relationship to Reporting Entity	Directly Controlled by (Name of Entity/Person)	Type of Control (Ownership Board, Management, Attorney-in-Fact, Influence, Other)	If Control is Ownership Provide Percentage	Ultimate Controlling Entity(ies)/Person(s)	Is an SCA Filing Required? (Y/N)	*
0241	MetLife	00000					PREFCO Fourteen Limited Partnership	CT	NIA	MTL Leasing, LLC	Ownership	99.900	MetLife, Inc.	N	
0241	MetLife	00000					PREFCO Fourteen Limited Partnership	CT	NIA	PREFCO XIV Holdings LLC	Ownership	0.100	MetLife, Inc.	N	
0241	MetLife	00000					1320 Venture LLC	DE	NIA	MTL Leasing, LLC	Ownership	100.000	MetLife, Inc.	N	
0241	MetLife	00000	13-3114906				1320 GP LLC	DE	NIA	MTL Leasing, LLC	Ownership	100.000	MetLife, Inc.	N	
0241	MetLife	00000	38-3846857				1320 Owner LP	DE	NIA	1320 Venture LLC	Ownership	99.900	MetLife, Inc.	N	
0241	MetLife	00000	38-3846857				1320 Owner LP	DE	NIA	1320 GP LLC	Ownership	0.100	MetLife, Inc.	N	
0241	MetLife	00000		3077272			MetLife Chile Inversiones Limitada	CHL	NIA	MetLife, Inc.	Ownership	72.351	MetLife, Inc.	N	
0241	MetLife	00000		3077272			MetLife Chile Inversiones Limitada	CHL	NIA	Inversiones MetLife Holdco Dos Limitada	Ownership	2.767	MetLife, Inc.	N	
0241	MetLife	00000		3077272			MetLife Chile Inversiones Limitada	CHL	NIA	Natlioporem Holdings, LLC	Ownership		MetLife, Inc.	N	
0241	MetLife	00000		3077272			MetLife Chile Inversiones Limitada	CHL	NIA	American Life Insurance Company	Ownership	24.882	MetLife, Inc.	N	
0241	MetLife	00000	82-2405817				MetLife Investment Management Holdings, LLC	DE	NIA	MetLife, Inc.	Ownership	100.000	MetLife, Inc.	N	
0241	MetLife	00000	20-8262386				Logan Circle Partners, L.P.	PA	NIA	MetLife Investment Management Holdings, LLC	Ownership	100.000	MetLife, Inc.	N	
0241	MetLife	00000	20-8262288				Logan Circle Partners GP, LLC	PA	NIA	MetLife Investment Management Holdings, LLC	Ownership	100.000	MetLife, Inc.	N	
0241	MetLife	00000					MetLife Real Estate Lending Manager LLC	DE	NIA	MetLife Investment Management Holdings, LLC	Ownership	100.000	MetLife, Inc.	N	
0241	MetLife	00000					MetLife Real Estate Lending LLC	DE	NIA	MetLife Investment Management Holdings, LLC	Ownership	100.000	MetLife, Inc.	N	
0241	MetLife	00000	38-3853223				Logan Circle Partners I LLC	PA	NIA	Logan Circle Partners, L.P.	Ownership	100.000	MetLife, Inc.	N	
0241	MetLife	00000	26-0333595				Logan Circle Partners Investment Management LLC	DE	NIA	Logan Circle Partners, L.P.	Ownership	100.000	MetLife, Inc.	N	
0241	MetLife	00000	AA-2280000	3179774			MetLife Chile Seguros de Vida S.A.	CHL	IA	MetLife Chile Inversiones Limitada	Ownership	99.997	MetLife, Inc.	N	
0241	MetLife	00000	AA-2280000	3179774			MetLife Chile Seguros de Vida S.A.	CHL	IA	International Technical and Advisory Services Limited (USA-Delaware)	Ownership	0.003	MetLife, Inc.	N	
0241	MetLife	00000					Inversiones MetLife Holdco Tres Limitada (Chile)	CHL	NIA	MetLife Chile Inversiones Limitada	Ownership	97.130	MetLife, Inc.	N	
0241	MetLife	00000					Inversiones MetLife Holdco Tres Limitada (Chile)	CHL	NIA	Inversiones MetLife Holdco Dos Limitada	Ownership	2.870	MetLife, Inc.	N	
0241	MetLife	00000					AFP Provida S.A. (Chile)	CHL	NIA	MetLife Chile Inversiones Limitada	Ownership	10.922	MetLife, Inc.	N	
0241	MetLife	00000					AFP Provida S.A. (Chile)	CHL	NIA	Inversiones MetLife Holdco Tres Limitada	Ownership	42.382	MetLife, Inc.	N	
0241	MetLife	00000					AFP Provida S.A. (Chile)	CHL	NIA	Inversiones MetLife Holdco Dos Limitada	Ownership	42.382	MetLife, Inc.	N	
0241	MetLife	00000		4255282			MetLife Chile Administradora de Mutuos Hipotecarios S.A.	CHL	NIA	MetLife Chile Seguros de Vida S.A.	Ownership	99.900	MetLife, Inc.	N	
0241	MetLife	00000		4255282			MetLife Chile Administradora de Mutuos Hipotecarios S.A.	CHL	NIA	MetLife Chile Inversiones Limitada	Ownership	0.100	MetLife, Inc.	N	

Q13.9

SCHEDULE Y

PART 1A - DETAIL OF INSURANCE HOLDING COMPANY SYSTEM

1	2	3	4	5	6	7	8	9	10	11	12	13	14	15	16
Group Code	Group Name	NAIC Company Code	ID Number	Federal RSSD	CIK	Name of Securities Exchange if Publicly Traded (U.S. or International)	Names of Parent, Subsidiaries or Affiliates	Domiciliary Location	Relationship to Reporting Entity	Directly Controlled by (Name of Entity/Person)	Type of Control (Ownership Board, Management, Attorney-in-Fact, Influence, Other)	If Control is Ownership Provide Percentage	Ultimate Controlling Entity(ies)/Person(s)	Is an SCA Filing Required? (Y/N)	*
0241	MetLife.....	00000...					Provida Internacional S.A. (Chile).....	CHL.....	NIA.....	AFP Provida S.A.....	Ownership.....	99.990	MetLife, Inc.....	N.....	
0241	MetLife.....	00000...					Provida Internacional S.A. (Chile).....	CHL.....	NIA.....	MetLife Chile Inversiones Limitada.....	Ownership.....	0.010	MetLife, Inc.....	N.....	
0241	MetLife.....	00000...					AFP Genesis Administradora de Fondos y Fidecomisos S.A. (Ecuador).....	ECU.....	NIA.....	Provida Internacional S.A.	Ownership.....	99.900	MetLife, Inc.....	N.....	
0241	MetLife.....	00000...					AFP Genesis Administradora de Fondos y Fidecomisos S.A. (Ecuador).....	ECU.....	NIA.....	AFP Provida S.A.....	Ownership.....	0.100	MetLife, Inc.....	N.....	
0241	MetLife.....	00000...					MetLife Chile Seguros Generales S.A. (Chile).....	CHL.....	IA.....	MetLife Chile Inversiones Limitada.....	Ownership.....	99.980	MetLife, Inc.....	N.....	
0241	MetLife.....	00000...					MetLife Chile Seguros Generales S.A. (Chile).....	CHL.....	IA.....	Inversiones MetLife Holdco Dos Limitada.....	Ownership.....	0.020	MetLife, Inc.....	N.....	
0241	MetLife.....	00000...	52-1528581..	3921834	727303		SafeGuard Health Enterprises, Inc.....	DE.....	NIA.....	MetLife, Inc.....	Ownership.....	100.000	MetLife, Inc.....	N.....	
0241	MetLife.....	14170...	33-0733552..				MetLife Health Plans, Inc.....	NJ.....	NIA.....	SafeGuard Health Enterprises, Inc.....	Ownership.....	100.000	MetLife, Inc.....	N.....	
0241	MetLife.....	00000...	95-2879515..				SafeGuard Health Plans, Inc. (CA).....	CA.....	NIA.....	SafeGuard Health Enterprises, Inc.....	Ownership.....	100.000	MetLife, Inc.....	N.....	
0241	MetLife.....	79014...	33-0515751..				SafeHealth Life Insurance Company.....	CA.....	NIA.....	SafeGuard Health Enterprises, Inc.....	Ownership.....	100.000	MetLife, Inc.....	N.....	
0241	MetLife.....	52009...	65-0073323..				SafeGuard Health Plans, Inc. (FL).....	FL.....	NIA.....	SafeGuard Health Enterprises, Inc.....	Ownership.....	100.000	MetLife, Inc.....	N.....	
0241	MetLife.....	95051...	75-2046497..				SafeGuard Health Plans, Inc. (TX).....	TX.....	NIA.....	SafeGuard Health Enterprises, Inc.....	Ownership.....	100.000	MetLife, Inc.....	N.....	
0241	MetLife.....	00000...	98-1099650..				MetLife Global Benefits, Ltd.....	CYM.....	IA.....	MetLife, Inc.....	Ownership.....	100.000	MetLife, Inc.....	N.....	
0241	MetLife.....	00000...	36-3665871..	3165900			Cova Life Management Company.....	DE.....	NIA.....	MetLife, Inc.....	Ownership.....	100.000	MetLife, Inc.....	N.....	
0241	MetLife.....	00000...	20-5707084..	3817825			MetLife Services and Solutions, LLC.....	DE.....	NIA.....	MetLife, Inc.....	Ownership.....	100.000	MetLife, Inc.....	N.....	
0241	MetLife.....	00000...		3818523			MetLife Solutions Pte. Ltd.....	SGP.....	NIA.....	MetLife Services and Solutions, LLC.....	Ownership.....	100.000	MetLife, Inc.....	N.....	
0241	MetLife.....	00000...	98-0613376..	3818550			MetLife Global Operations Support Center Private Limited.....	IND.....	NIA.....	MetLife Solutions Pte. Ltd.....	Ownership.....	100.000	MetLife, Inc.....	N.....	
0241	MetLife.....	00000...	98-0613376..	3818550			MetLife Global Operations Support Center Private Limited.....	IND.....	NIA.....	Natiloportem Holdings, LLC.....	Ownership.....		MetLife, Inc.....	N.....	
0241	MetLife.....	00000...		3818541			MetLife Services East Private Limited.....	IND.....	NIA.....	MetLife Solutions Pte. Ltd.....	Ownership.....	99.990	MetLife, Inc.....	N.....	
0241	MetLife.....	00000...		3818541			MetLife Services East Private Limited.....	IND.....	NIA.....	Natiloportem Holdings, LLC.....	Ownership.....	0.010	MetLife, Inc.....	N.....	
0241	MetLife.....	00000...	22-3805708..	3302488			Newbury Insurance Company, Limited.....	DE.....	IA.....	MetLife, Inc.....	Ownership.....	100.000	MetLife, Inc.....	N.....	
0241	MetLife.....	60992...	13-3690700..	3302479	1167609		BrightHouse Life Insurance Company of NY.....	NY.....	RE.....	BrightHouse Life Insurance Company.....	Ownership.....	100.000	MetLife, Inc.....	N.....	
0241	MetLife.....	00000...	13-3179826..	3219782			Enterprise General Insurance Agency, Inc.....	DE.....	IA.....	MetLife, Inc.....	Ownership.....	100.000	MetLife, Inc.....	N.....	
0241	MetLife.....	13626...	20-5819518..	3921870			MetLife Reinsurance Company of Charleston... ..	SC.....	IA.....	MetLife, Inc.....	Ownership.....	100.000	MetLife, Inc.....	N.....	
0241	MetLife.....	00000...	26-6122204..	4254959			MetLife Capital Trust IV.....	DE.....	NIA.....	MetLife, Inc.....	Ownership.....	100.000	MetLife, Inc.....	N.....	
0241	MetLife.....	00000...	27-0858844..	4278786			MetLife Home Loans LLC.....	DE.....	NIA.....	MetLife, Inc.....	Ownership.....	100.000	MetLife, Inc.....	N.....	
0241	MetLife.....	00000...	75-2417735..	2602211			Federal Flood Certification LLC.....	TX.....	NIA.....	MetLife, Inc.....	Ownership.....	100.000	MetLife, Inc.....	N.....	
0241	MetLife.....	00000...	55-0790010..	3165807			MetLife Group, Inc.....	NY.....	NIA.....	MetLife, Inc.....	Ownership.....	100.000	MetLife, Inc.....	N.....	
0241	MetLife.....	00000...	13-4075851..	3576355			MetLife Investment Advisors, LLC.....	DE.....	NIA.....	MetLife, Inc.....	Ownership.....	100.000	MetLife, Inc.....	N.....	
0241	MetLife.....	00000...					MLIA SBAF Manager, LLC (DE).....	DE.....	NIA.....	MetLife Investment Advisors, LLC.....	Ownership.....	100.000	MetLife, Inc.....	N.....	
0241	MetLife.....	00000...	20-4607161..				MetLife European Holdings, LLC.....	DE.....	NIA.....	MetLife, Inc.....	Ownership.....	100.000	MetLife, Inc.....	N.....	
0241	MetLife.....	00000...					MetLife Core Property Fund GP, LLC.....	DE.....	NIA.....	MetLife Investment Advisors, LLC.....	Ownership.....	100.000	MetLife, Inc.....	N.....	

Q13.10

SCHEDULE Y

PART 1A - DETAIL OF INSURANCE HOLDING COMPANY SYSTEM

1	2	3	4	5	6	7	8	9	10	11	12	13	14	15	16
Group Code	Group Name	NAIC Company Code	ID Number	Federal RSSD	CIK	Name of Securities Exchange if Publicly Traded (U.S. or International)	Names of Parent, Subsidiaries or Affiliates	Domiciliary Location	Relationship to Reporting Entity	Directly Controlled by (Name of Entity/Person)	Type of Control (Ownership Board, Management, Attorney-in-Fact, Influence, Other)	If Control is Ownership Provide Percentage	Ultimate Controlling Entity(ies)/Person(s)	Is an SCA Filing Required? (Y/N)	*
0241	MetLife.....	00000...	80-0946518..				MetLife Core Property Fund, LP	DE.....	NIA.....	Metropolitan Life Insurance Company.....	Ownership.....	...20.060	MetLife, Inc.....	...N.....	
0241	MetLife.....	00000...	80-0946518..				MetLife Core Property Fund, LP	DE.....	NIA.....	Metropolitan Life Insurance Company (on behalf of Sep Acct 746)	Ownership.....	...3.240	MetLife, Inc.....	...N.....	
0241	MetLife.....	00000...	80-0946518..				MetLife Core Property Fund, LP	DE.....	NIA.....	MetLife Insurance Company of Korea, Limited	Ownership.....	...2.910	MetLife, Inc.....	...N.....	
0241	MetLife.....	00000...	80-0946518..				MetLife Core Property Fund, LP	DE.....	NIA.....	General American Life Insurance Company....	Ownership.....	...0.070	MetLife, Inc.....	...N.....	
0241	MetLife.....	00000...	80-0946518..				MetLife Core Property Fund, LP	DE.....	NIA.....	Brighthouse Life Insurance Company	Ownership.....	...0.140	MetLife, Inc.....	...N.....	
0241	MetLife.....	00000...	80-0947139..				MetLife Core Property REIT, LLC	DE.....	NIA.....	MetLife Core Property Fund, LP	Ownership.....	...100.000	MetLife, Inc.....	...N.....	
0241	MetLife.....	00000...	46-3934926..				MetLife Core Property Holdings, LLC	DE.....	NIA.....	MetLife Core Property REIT, LLC	Ownership.....	...100.000	MetLife, Inc.....	...N.....	
0241	MetLife.....	00000...					MCP Property Management LLC (DE).....	DE.....	NIA.....	MetLife Core Property Holdings, LLC.....	Ownership.....	...100.000	MetLife, Inc.....	...N.....	
0241	MetLife.....	00000...	13-4075851..				MetLife Commercial Mortgage Income Fund GP, LLC	DE.....	NIA.....	MetLife Investment Advisors, LLC.....	Ownership.....	...100.000	MetLife, Inc.....	...N.....	
0241	MetLife.....	00000...	47-2630137..				MetLife Commercial Mortgage Income Fund LP	DE.....	NIA.....	Metropolitan Life Insurance Company.....	Ownership.....	...33.200	MetLife, Inc.....	...N.....	
0241	MetLife.....	00000...	47-2630137..				MetLife Commercial Mortgage Income Fund LP	DE.....	NIA.....	Brighthouse Life Insurance Company	Ownership.....	...11.140	MetLife, Inc.....	...N.....	
0241	MetLife.....	00000...	47-2630137..				MetLife Commercial Mortgage Income Fund LP	DE.....	NIA.....	MetLife Insurance Company of Korea, Limited	Ownership.....	...2.960	MetLife, Inc.....	...N.....	
0241	MetLife.....	00000...	47-2630137..				MetLife Commercial Mortgage Income Fund LP	DE.....	NIA.....	MetLife Limited	Ownership.....	...3.540	MetLife, Inc.....	...N.....	
0241	MetLife.....	00000...	47-2630137..				MetLife Commercial Mortgage Income Fund LP	DE.....	NIA.....	Metropolitan Life Insurance Company of Hong Kong Limited	Ownership.....	...0.410	MetLife, Inc.....	...N.....	
0241	MetLife.....	00000...	47-2688528..				MetLife Commercial Mortgage REIT, LLC.....	DE.....	NIA.....	MetLife Commercial Mortgage Income Fund, LP	Ownership.....	...100.000	MetLife, Inc.....	...N.....	
0241	MetLife.....	00000...	47-2703778..				MetLife Commercial Mortgage Originator, LLC.	DE.....	NIA.....	MetLife Commercial Mortgage REIT, LLC.....	Ownership.....	...100.000	MetLife, Inc.....	...N.....	
0241	MetLife.....	00000...	47-5495603..				MCMIF Holdco I, LLC.....	DE.....	NIA.....	MetLife Commercial Mortgage Originator, LLC	Ownership.....	...100.000	MetLife, Inc.....	...N.....	
0241	MetLife.....	00000...					MCMIF Holdco II, LLC.....	DE.....	NIA.....	MetLife Commercial Mortgage Originator, LLC	Ownership.....	...100.000	MetLife, Inc.....	...N.....	
0241	MetLife.....	00000...					MetLife International PE Fund I, LP.....	CYM.....	NIA.....	MetLife Insurance K.K. (Japan).....	Ownership.....	...92.593	MetLife, Inc.....	...N.....	
0241	MetLife.....	00000...					MetLife International PE Fund I, LP.....	CYM.....	NIA.....	Metropolitan Life Insurance Company of Hong Kong Limited	Ownership.....	...0.576	MetLife, Inc.....	...N.....	
0241	MetLife.....	00000...					MetLife International PE Fund I, LP.....	CYM.....	NIA.....	MetLife Limited (Hong Kong).....	Ownership.....	...2.716	MetLife, Inc.....	...N.....	
0241	MetLife.....	00000...					MetLife International PE Fund I, LP.....	CYM.....	NIA.....	MetLife Mexico S.A.....	Ownership.....	...4.115	MetLife, Inc.....	...N.....	
0241	MetLife.....	00000...					MetLife Alternatives GP, LLC.....	DE.....	NIA.....	MetLife Investment Advisors, LLC.....	Ownership.....	...100.000	MetLife, Inc.....	...N.....	
0241	MetLife.....	00000...	98-1150291..				MetLife International HF Partners, LP.....	CYM.....	NIA.....	MetLife Insurance K.K. (Japan).....	Ownership.....	...88.220	MetLife, Inc.....	...N.....	
0241	MetLife.....	00000...	98-1150291..				MetLife International HF Partners, LP.....	CYM.....	NIA.....	MetLife Insurance Company of Korea, Limited	Ownership.....	...9.470	MetLife, Inc.....	...N.....	
0241	MetLife.....	00000...	98-1150291..				MetLife International HF Partners, LP.....	CYM.....	NIA.....	MetLife Limited (Hong Kong)	Ownership.....	...2.290	MetLife, Inc.....	...N.....	
0241	MetLife.....	00000...	98-1150291..				MetLife International HF Partners, LP.....	CYM.....	NIA.....	MetLife Alternatives GP, LLC.....	Ownership.....	...0.020	MetLife, Inc.....	...N.....	

Q13.11

SCHEDULE Y

PART 1A - DETAIL OF INSURANCE HOLDING COMPANY SYSTEM

1	2	3	4	5	6	7	8	9	10	11	12	13	14	15	16
Group Code	Group Name	NAIC Company Code	ID Number	Federal RSSD	CIK	Name of Securities Exchange if Publicly Traded (U.S. or International)	Names of Parent, Subsidiaries or Affiliates	Domiciliary Location	Relationship to Reporting Entity	Directly Controlled by (Name of Entity/Person)	Type of Control (Ownership Board, Management, Attorney-in-Fact, Influence, Other)	If Control is Ownership Provide Percentage	Ultimate Controlling Entity(ies)/Person(s)	Is an SCA Filing Required? (Y/N)	*
0241	MetLife.....	00000...	98-1162663..				MetLife International PE Fund II, LP.....	CYM.....	NIA.....	MetLife Insurance K.K. (Japan).....	Ownership.....	94.540	MetLife, Inc.....	..N.....	
0241	MetLife.....	00000...	98-1162663..				MetLife International PE Fund II, LP.....	CYM.....	NIA.....	MetLife Limited (Hong Kong)	Ownership.....	2.770	MetLife, Inc.....	..N.....	
0241	MetLife.....	00000...	98-1162663..				MetLife International PE Fund II, LP.....	CYM.....	NIA.....	MetLife Mexico S.A.....	Ownership.....	2.100	MetLife, Inc.....	..N.....	
0241	MetLife.....	00000...	98-1162663..				MetLife International PE Fund II, LP.....	CYM.....	NIA.....	Metropolitan Life Insurance Company of Hong Kong Limited	Ownership.....	0.590	MetLife, Inc.....	..N.....	
0241	MetLife.....	00000...	98-1226825..				MetLife International PE Fund III, LP.....	CYM.....	NIA.....	MetLife Insurance K.K. (Japan).....	Ownership.....	88.930	MetLife, Inc.....	..N.....	
0241	MetLife.....	00000...	98-1226825..				MetLife International PE Fund III, LP.....	CYM.....	NIA.....	MetLife Insurance Company of Korea, Limited	Ownership.....	7.910	MetLife, Inc.....	..N.....	
0241	MetLife.....	00000...	98-1226825..				MetLife International PE Fund III, LP.....	CYM.....	NIA.....	Metropolitan Life Insurance Company of Hong Kong Limited	Ownership.....	0.550	MetLife, Inc.....	..N.....	
0241	MetLife.....	00000...	98-1226825..				MetLife International PE Fund III, LP.....	CYM.....	NIA.....	MetLife Limited (Hong Kong).....	Ownership.....	2.610	MetLife, Inc.....	..N.....	
0241	MetLife.....	00000...	98-1277596..				MetLife International PE Fund IV, LP.....	CYM.....	NIA.....	MetLife Insurance K.K. (Japan).....	Ownership.....	94.700	MetLife, Inc.....	..N.....	
0241	MetLife.....	00000...	98-1277596..				MetLife International PE Fund IV, LP.....	CYM.....	NIA.....	MetLife Insurance Company of Korea, Limited	Ownership.....	3.790	MetLife, Inc.....	..N.....	
0241	MetLife.....	00000...	98-1277596..				MetLife International PE Fund IV, LP.....	CYM.....	NIA.....	MetLife Limited (Hong Kong).....	Ownership.....	1.510	MetLife, Inc.....	..N.....	
0241	MetLife.....	00000...					MetLife International PE Fund V, LP.....	CYM.....	NIA.....	MetLife Insurance K.K. (Japan).....	Ownership.....	81.699	MetLife, Inc.....	..N.....	
0241	MetLife.....	00000...					MetLife International PE Fund V, LP.....	CYM.....	NIA.....	MetLife Insurance Company of Korea, Limited	Ownership.....	3.268	MetLife, Inc.....	..N.....	
0241	MetLife.....	00000...					MetLife International PE Fund V, LP.....	CYM.....	NIA.....	MetLife Limited (Hong Kong).....	Ownership.....	15.033	MetLife, Inc.....	..N.....	
0241	MetLife.....	00000...					MetLife International PE Fund VI, LP.....	CYM.....	NIA.....	MetLife Insurance K.K. (Japan).....	Ownership.....	95.652	MetLife, Inc.....	..N.....	
0241	MetLife.....	00000...					MetLife International PE Fund VI, LP.....	CYM.....	NIA.....	MetLife Insurance Company of Korea, Limited	Ownership.....	4.348	MetLife, Inc.....	..N.....	
0241	MetLife.....	00000...					MetLife Loan Asset Management, LLC.....	DE.....	NIA.....	MetLife Investment Advisors, LLC.....	Ownership.....	100.000	MetLife, Inc.....	..N.....	
0241	MetLife.....	00000...	46-4140926..				MIM Property Management, LLC.....	DE.....	NIA.....	MetLife Investment Advisors, LLC.....	Ownership.....	100.000	MetLife, Inc.....	..N.....	
0241	MetLife.....	00000...					MIM Property Management of Georgia 1, LLC..	DE.....	NIA.....	MIM Property Management, LLC.....	Ownership.....	100.000	MetLife, Inc.....	..N.....	
0241	MetLife.....	13092...	26-1511401..	4300892			MetLife Reinsurance Company of Vermont.....	VT.....	IA.....	MetLife, Inc.....	Ownership.....	100.000	MetLife, Inc.....	..N.....	
0241	MetLife.....	62634...	51-0104167..	4255107			Delaware American Life Insurance Company...	DE.....	IA.....	MetLife, Inc.....	Ownership.....	100.000	MetLife, Inc.....	..N.....	
0241	MetLife.....	00000...	27-1206753..				MetLife Consumer Services, Inc.....	DE.....	NIA.....	MetLife, Inc.....	Ownership.....	100.000	MetLife, Inc.....	..N.....	
0241	MetLife.....	00000...	81-3846992..		1685040	NASDAQ	Brighthouse Financial, Inc.....	DE.....	NIA.....	MetLife, Inc.....	Ownership.....	19.200	MetLife, Inc.....	..N.....	
0241	MetLife.....	00000...					Brighthouse Holdings, LLC.....	DE.....	UIP.....	Brighthouse Financial, Inc.....	Ownership.....	100.000	MetLife, Inc.....	..N.....	
0241	MetLife.....	00000...	81-2253384..				MetLife Insurance Brokerage, Inc.....	NY.....	NIA.....	MetLife, Inc.....	Ownership.....	100.000	MetLife, Inc.....	..N.....	
0241	MetLife.....	60690...	98-0000065..	4247326			American Life Insurance Company	DE.....	IA.....	MetLife, Inc.....	Ownership.....	100.000	MetLife, Inc.....	..N.....	
0241	MetLife.....	00000...	AA-1580066..				MetLife Insurance K.K. (Japan).....	JPN.....	IA.....	American Life Insurance Company.....	Ownership.....	100.000	MetLife, Inc.....	..N.....	
0241	MetLife.....	00000...		4255330			Communication One Kabushiki Kaisha (Japan)	JPN.....	NIA.....	MetLife Insurance K.K. (Japan).....	Ownership.....	100.000	MetLife, Inc.....	..N.....	
0241	MetLife.....	00000...		4250018			MetLife Life Insurance Company (Egypt).....	EGY.....	IA.....	MetLife Global Holding Company I GmbH (Swiss)	Ownership.....	84.125	MetLife, Inc.....	..N.....	
0241	MetLife.....	00000...	AA-1860015..				MetLife Emeklilik ve Hayat A.S. (Turkey).....	TUR.....	IA.....	MetLife Global Holding Company II GmbH (Swiss)	Ownership.....	99.980	MetLife, Inc.....	..N.....	
0241	MetLife.....	00000...					MetLife Life Insurance S.A. (Greece).....	GRC.....	IA.....	MetLife EU Holding Company Limited (Ireland)	Ownership.....	100.000	MetLife, Inc.....	..N.....	
0241	MetLife.....	00000...		4255349			MetLife Mutual Fund Company (Greece).....	GRC.....	NIA.....	MetLife Life Insurance Company S.A.....	Ownership.....	90.000	MetLife, Inc.....	..N.....	

Q13.12

SCHEDULE Y

PART 1A - DETAIL OF INSURANCE HOLDING COMPANY SYSTEM

1	2	3	4	5	6	7	8	9	10	11	12	13	14	15	16
Group Code	Group Name	NAIC Company Code	ID Number	Federal RSSD	CIK	Name of Securities Exchange if Publicly Traded (U.S. or International)	Names of Parent, Subsidiaries or Affiliates	Domiciliary Location	Relationship to Reporting Entity	Directly Controlled by (Name of Entity/Person)	Type of Control (Ownership Board, Management, Attorney-in-Fact, Influence, Other)	If Control is Ownership Provide Percentage	Ultimate Controlling Entity(ies)/Person(s)	Is an SCA Filing Required? (Y/N)	*
0241	MetLife.....	00000.....		4304032			International Investment Holding Company Limited (Russia)	RUS.....	NIA.....	American Life Insurance Company	Ownership.....	...100.000	MetLife, Inc.....N.....	
0241	MetLife.....	00000.....					MetLife American International Group and Arab National Bank Cooperative Insurance Company	SAU.....	IA.....	American Life Insurance Company	Ownership.....30.000	MetLife, Inc.....N.....	
0241	MetLife.....	00000.....		4250072			PJSC MetLife (Ukraine).....	UKR.....	IA.....	MetLife Global Holding Company II GmbH (Swiss)	Ownership.....99.999	MetLife, Inc.....N.....	
0241	MetLife.....	00000.....		4250072			PJSC MetLife (Ukraine).....	UKR.....	IA.....	International Technical and Advisory Services Limited (USA-Delaware)	Ownership.....0.001	MetLife, Inc.....N.....	
0241	MetLife.....	00000.....		4250072			PJSC MetLife (Ukraine).....	UKR.....	IA.....	Borderland Investments Limited (USA-Delaware)	Ownership.....0.001	MetLife, Inc.....N.....	
0241	MetLife.....	00000.....					MetLife Innovation Centre Limited.....	IRL.....	NIA.....	MetLife Global Holding Company II GmbH (Swiss)	Ownership.....99.999	MetLife, Inc.....N.....	
0241	MetLife.....	00000.....	51-0205283..				International Technical and Advisory Services Limited (USA-Delaware)	DE.....	NIA.....	American Life Insurance Company	Ownership.....	...100.000	MetLife, Inc.....N.....	
0241	MetLife.....	00000.....	02-0649743..				Borderland Investments Limited (USA-Delaware)	DE.....	NIA.....	American Life Insurance Company	Ownership.....	...100.000	MetLife, Inc.....N.....	
0241	MetLife.....	00000.....					ALICO Hellas Single Member Limited Liability Company (Greece)	GRC.....	NIA.....	Borderland Investments Limited (USA-Delaware)	Ownership.....	...100.000	MetLife, Inc.....N.....	
0241	MetLife.....	00000.....					MetLife Asset Management Corp. (Japan).....	JPN.....	NIA.....	ALICO Operations, LLC (DE).....	Ownership.....	...100.000	MetLife, Inc.....N.....	
0241	MetLife.....	00000.....		4249311			MetLife Mas, S.A. de C.V (Mexico).....	MEX.....	IA.....	MetLife International Holdings, LLC.....	Ownership.....	...100.000	MetLife, Inc.....N.....	
0241	MetLife.....	00000.....		4249311			MetLife Mas, S.A. de C.V (Mexico).....	MEX.....	IA.....	International Technical and Advisory Services Limited (USA-Delaware)	Ownership.....		MetLife, Inc.....N.....	
0241	MetLife.....	00000.....		4251293			MetLife Seguros S.A. (Uruguay).....	URY.....	IA.....	ALICO Operations, LLC (DE).....	Ownership.....	...100.000	MetLife, Inc.....N.....	
0241	MetLife.....	00000.....					MetLife Colombia Seguros de Vida S.A. (Columbia)	COL.....	IA.....	MetLife Global Holding Company II GmbH (Swiss)	Ownership.....90.000	MetLife, Inc.....N.....	
0241	MetLife.....	00000.....					MetLife Colombia Seguros de Vida S.A. (Columbia)	COL.....	IA.....	MetLife Global Holding Company I GmbH (Swiss)	Ownership.....10.000	MetLife, Inc.....N.....	
0241	MetLife.....	00000.....					MetLife Colombia Seguros de Vida S.A. (Columbia)	COL.....	IA.....	International Technical and Advisory Services Limited (USA-Delaware)	Ownership.....		MetLife, Inc.....N.....	
0241	MetLife.....	00000.....					MetLife Colombia Seguros de Vida S.A. (Columbia)	COL.....	IA.....	Borderland Investments Limited (USA-Delaware)	Ownership.....		MetLife, Inc.....N.....	
0241	MetLife.....	00000.....					MetLife Colombia Seguros de Vida S.A. (Columbia)	COL.....	IA.....	Natliportem Holdings, LLC.....	Ownership.....		MetLife, Inc.....N.....	
0241	MetLife.....	00000.....	13-3912049..				ALICO Properties, Inc. (USA-Delaware).....	DE.....	NIA.....	American Life Insurance Company	Ownership.....51.000	MetLife, Inc.....N.....	
0241	MetLife.....	00000.....	13-3919049..				Global Properties, Inc. (USA-Delaware).....	DE.....	NIA.....	ALICO Properties, Inc.....	Ownership.....	...100.000	MetLife, Inc.....N.....	
0241	MetLife.....	00000.....					MetLife Global Holding Company I GmbH (Swiss)	CHE.....	NIA.....	American Life Insurance Company.....	Ownership.....	...100.000	MetLife, Inc.....N.....	

Q13.13

SCHEDULE Y

PART 1A - DETAIL OF INSURANCE HOLDING COMPANY SYSTEM

1	2	3	4	5	6	7	8	9	10	11	12	13	14	15	16
Group Code	Group Name	NAIC Company Code	ID Number	Federal RSSD	CIK	Name of Securities Exchange if Publicly Traded (U.S. or International)	Names of Parent, Subsidiaries or Affiliates	Domiciliary Location	Relationship to Reporting Entity	Directly Controlled by (Name of Entity/Person)	Type of Control (Ownership Board, Management, Attorney-in-Fact, Influence, Other)	If Control is Ownership Provide Percentage	Ultimate Controlling Entity(ies)/Person(s)	Is an SCA Filing Required? (Y/N)	*
0241	MetLife	00000					MetLife Global Holding Company II GmbH (Swiss)	CHE	NIA	MetLife Global Holding Company I GmbH (Swiss)	Ownership	100.000	MetLife, Inc.	N	
0241	MetLife	00000					MetLife Investment Management Holdings (Ireland) Limited	IRL	NIA	MetLife Global Holding Company II GmbH (Swiss)	Ownership	100.000	MetLife, Inc.	N	
0241	MetLife	00000					MetLife Syndicated Bank Loan Lux GP, S.à.r.l.	LUX	NIA	MetLife Investment Management Holdings (Ireland) Limited	Ownership	100.000	MetLife, Inc.	N	
0241	MetLife	00000	98-1372544				MetLife BL Feeder (Cayman), LP	CYM	NIA	MetLife Syndicated Bank Loan Lux GP, S.à.r.l.	Ownership	100.000	MetLife, Inc.	N	
0241	MetLife	00000	82-3255634				MetLife BL Feeder, LP	DE	NIA	MetLife Syndicated Bank Loan Lux GP, S.à.r.l.	Ownership	100.000	MetLife, Inc.	N	
0241	MetLife	00000	98-1372721				MetLife Syndicated Bank Loan Fund, SCSp (Luxembourg)	LUX	NIA	MetLife Syndicated Bank Loan Lux GP, S.à.r.l.	Ownership	100.000	MetLife, Inc.	N	
0241	MetLife	00000	30-0615846				ALICO Operations, LLC (DE)	DE	NIA	MetLife Global Holding Company II GmbH (Swiss)	Ownership	100.000	MetLife, Inc.	N	
0241	MetLife	00000					MetLife EU Holding Company Limited (Ireland)	IRL	NIA	MetLife Global Holding Company II GmbH (Swiss)	Ownership	100.000	MetLife, Inc.	N	
0241	MetLife	00000	98-0552186	4249302			ALICO European Holding Limited (Ireland)	IRL	NIA	MetLife Global Holding Company II GmbH (Swiss)	Ownership	100.000	MetLife, Inc.	N	
0241	MetLife	00000	AA-1780108				MetLife Europe d.a.c.	IRL	IA	MetLife EU Holding Company Limited (Ireland)	Ownership	100.000	MetLife, Inc.	N	
0241	MetLife	00000					MetLife Services EOOD (Bulgaria)	BGR	NIA	MetLife EU Holding Company Limited (Ireland)	Ownership	100.000	MetLife, Inc.	N	
0241	MetLife	00000					MetLife Pension Trustees Limited (UK)	GBR	IA	MetLife Europe d.a.c.	Ownership	100.000	MetLife, Inc.	N	
0241	MetLife	00000		4255367			First American-Hungarian Insurance Agency Limited (Hungary)	HUN	IA	MetLife EU Holding Company Limited (Ireland)	Ownership	100.000	MetLife, Inc.	N	
0241	MetLife	00000		4258407			MetLife Solutions S.A.S. (France)	FRA	NIA	MetLife EU Holding Company Limited (Ireland)	Ownership	100.000	MetLife, Inc.	N	
0241	MetLife	00000					MetLife Asia Holding Company Pte. Ltd.	SGP	NIA	MetLife Global Holding Company II GmbH (Swiss)	Ownership	100.000	MetLife, Inc.	N	
0241	MetLife	00000					MetLife Innovation Centre Pte. Ltd.	SGP	NIA	MetLife Asia Holding Company Pte. Ltd.	Ownership	100.000	MetLife, Inc.	N	
0241	MetLife	00000					MetLife Reinsurance Company of Bermuda Ltd.	BMU	IA	MetLife Global Holding Company II GmbH (Swiss)	Ownership	100.000	MetLife, Inc.	N	
0241	MetLife	00000					MetLife Investment Management Limited (UK)	GBR	NIA	MetLife Global Holding Company II GmbH (Swiss)	Ownership	100.000	MetLife, Inc.	N	
0241	MetLife	00000		4255246			Metropolitan Life Societate de Administrare a unui Fond de Pensii Administrat Privat S.A. (Romania)	ROU	IA	MetLife EU Holding Company Limited (Ireland)	Ownership	99.984	MetLife, Inc.	N	

Q13.14

SCHEDULE Y

PART 1A - DETAIL OF INSURANCE HOLDING COMPANY SYSTEM

1	2	3	4	5	6	7	8	9	10	11	12	13	14	15	16
Group Code	Group Name	NAIC Company Code	ID Number	Federal RSSD	CIK	Name of Securities Exchange if Publicly Traded (U.S. or International)	Names of Parent, Subsidiaries or Affiliates	Domiciliary Location	Relationship to Reporting Entity	Directly Controlled by (Name of Entity/Person)	Type of Control (Ownership Board, Management, Attorney-in-Fact, Influence, Other)	If Control is Ownership Provide Percentage	Ultimate Controlling Entity(ies)/Person(s)	Is an SCA Filing Required? (Y/N)	*
0241	MetLife.....	00000.....		4255246.....			Metropolitan Life Societate de Administrare a unui Fond de Pensii Administrat Privat S.A. (Romania)	ROU.....	IA.....	MetLife Services Sp. z o.o.....	Ownership.....0.016	MetLife, Inc.....N.....	
0241	MetLife.....	00000.....		4249469.....			ZAO Master D (Russia).....	RUS.....	NIA.....	ALICO European Holding Limited (Ireland).....	Ownership.....100.000	MetLife, Inc.....N.....	
0241	MetLife.....	00000.....		4249991.....			Joint-Stock Company MetLife Insurance Company (Russia)	RUS.....	IA.....	MetLife Global Holding Company II GmbH (Swiss)	Ownership.....49.000	MetLife, Inc.....N.....	
0241	MetLife.....	00000.....		4249991.....			Joint-Stock Company MetLife Insurance Company (Russia)	RUS.....	IA.....	ZAO Master D (Russia).....	Ownership.....51.000	MetLife, Inc.....N.....	
0241	MetLife.....	00000.....		4255198.....			MetLife Slovakia s.r.o.....	SVK.....	NIA.....	MetLife EU Holding Company Limited (Ireland)	Ownership.....99.956	MetLife, Inc.....N.....	
0241	MetLife.....	00000.....		4255198.....			MetLife Slovakia s.r.o.....	SVK.....	NIA.....	International Technical and Advisory Services Limited (USA-Delaware)	Ownership.....0.044	MetLife, Inc.....N.....	
0241	MetLife.....	00000.....					MetLife Services Cyprus Ltd.....	CYP.....	NIA.....	MetLife EU Holding Company Limited (Ireland)	Ownership.....100.000	MetLife, Inc.....N.....	
0241	MetLife.....	00000.....					Hellenic Alico Life Insurance Company Ltd. (Cyprus)	CYP.....	IA.....	MetLife Services Cyprus Ltd.....	Ownership.....27.500	MetLife, Inc.....N.....	
0241	MetLife.....	00000.....		4247335.....			MetLife Towarzystwo Ubezpieczen na Zycie i Reasekuracji S.A.	POL.....	IA.....	MetLife EU Holding Company Limited (Ireland)	Ownership.....100.000	MetLife, Inc.....N.....	
0241	MetLife.....	00000.....		4255264.....			MetLife Services Sp. z o.o.....	POL.....	NIA.....	MetLife Towarzystwo Ubezpieczen na Zycie i Reasekuracji S.A.	Ownership.....100.000	MetLife, Inc.....N.....	
0241	MetLife.....	00000.....		4251154.....			MetLife Powszechno Towarzystwo Emerytalne (Poland)	POL.....	IA.....	MetLife Towarzystwo Ubezpieczen na Zycie i Reasekuracji S.A.	Ownership.....100.000	MetLife, Inc.....N.....	
0241	MetLife.....	00000.....	AA-9640009..	4255255.....			MetLife Towarzystwo Funduszy Inwestycyjnych S.A.	POL.....	NIA.....	MetLife Towarzystwo Ubezpieczen na Zycie i Reasekuracji S.A.	Ownership.....100.000	MetLife, Inc.....N.....	
0241	MetLife.....	00000.....		4258331.....			Agenvita S.r.l. (Italy).....	ITA.....	IA.....	MetLife EU Holding Company Limited (Ireland)	Ownership.....100.000	MetLife, Inc.....N.....	
0241	MetLife.....	00000.....					MetLife Services, Sociedad Limitada (Spain)...	ESP.....	NIA.....	MetLife EU Holding Company Limited (Ireland)	Ownership.....100.000	MetLife, Inc.....N.....	
0241	MetLife.....	00000.....					MetLife Europe Insurance d.a.c.....	IRL.....	IA.....	MetLife EU Holding Company Limited (Ireland)	Ownership.....93.000	MetLife, Inc.....N.....	
0241	MetLife.....	00000.....					MetLife Europe Insurance d.a.c.....	IRL.....	IA.....	American Life Insurance Company.....	Ownership.....7.000	MetLife, Inc.....N.....	
0241	MetLife.....	00000.....		4189864.....			MetLife Europe Services Limited (Ireland).....	IRL.....	NIA.....	MetLife EU Holding Company Limited (Ireland)	Ownership.....100.000	MetLife, Inc.....N.....	
0241	MetLife.....	00000.....	95-3947585..	3166064.....			MetLife Investors Group, LLC.....	DE.....	NIA.....	MetLife, Inc.....	Ownership.....100.000	MetLife, Inc.....N.....	
0241	MetLife.....	00000.....	43-1906210..	3373563.....	1130412.....		MetLife Investments Securities LLC (DE).....	DE.....	NIA.....	MetLife Investors Group, LLC.....	Ownership.....100.000	MetLife, Inc.....N.....	
0241	MetLife.....	00000.....	43-1906210..				MetLife Investors Distribution Company.....	MO.....	NIA.....	MetLife Investors Group, LLC.....	Ownership.....100.000	MetLife, Inc.....N.....	

Q13.15

SCHEDULE Y

PART 1A - DETAIL OF INSURANCE HOLDING COMPANY SYSTEM

1	2	3	4	5	6	7	8	9	10	11	12	13	14	15	16
Group Code	Group Name	NAIC Company Code	ID Number	Federal RSSD	CIK	Name of Securities Exchange if Publicly Traded (U.S. or International)	Names of Parent, Subsidiaries or Affiliates	Domiciliary Location	Relationship to Reporting Entity	Directly Controlled by (Name of Entity/Person)	Type of Control (Ownership Board, Management, Attorney-in-Fact, Influence, Other)	If Control is Ownership Provide Percentage	Ultimate Controlling Entity(ies)/Person(s)	Is an SCA Filing Required? (Y/N)	*

Aster **Explanation**

0241	MetLife														
------	---------	--	--	--	--	--	--	--	--	--	--	--	--	--	--

Brighthouse Life Insurance Company of NY SUPPLEMENTAL EXHIBITS AND SCHEDULES INTERROGATORIES

The following supplemental reports are required to be filed as part of your statement filing. However, in the event that your company does not transact the type of business for which the special report must be filed, your response of NO to the specific interrogatory will be accepted in lieu of filing a "NONE" report and a bar code will be printed below. If the supplement is required of your company but is not being filed for whatever reason, enter SEE EXPLANATION and provide an explanation following the interrogatory questions.

	Response
1. Will the Trusteed Surplus Statement be filed with the state of domicile and the NAIC with this statement?	NO
2. Will the Medicare Part D Coverage Supplement be filed with the state of domicile and the NAIC with this statement?	NO
3. Will the Reasonableness of Assumptions Certification required by Actuarial Guideline XXXV be filed with the state of domicile and electronically with the NAIC?	NO
4. Will the Reasonableness and Consistency of Assumptions Certification required by Actuarial Guideline XXXV be filed with the state of domicile and electronically with the NAIC?	NO
5. Will the Reasonableness of Assumptions Certification for Implied Guaranteed Rate Method required by Actuarial Guideline XXXVI be filed with the state of domicile and electronically with the NAIC?	NO
6. Will the Reasonableness and Consistency of Assumptions Certification required by Actuarial Guideline XXXVI (Updated Average Market Value) be filed with the state of domicile and electronically with the NAIC?	NO
7. Will the Reasonableness and Consistency of Assumptions Certification required by Actuarial Guideline XXXVI (Updated Market Value) be filed with the state of domicile and electronically with the NAIC?	NO

Explanations:

1. The data for this supplement is not required to be filed.
2. The data for this supplement is not required to be filed.
3. The data for this supplement is not required to be filed.
4. The data for this supplement is not required to be filed.
5. The data for this supplement is not required to be filed.
6. The data for this supplement is not required to be filed.
7. The data for this supplement is not required to be filed.

Bar Code:



NONE

Brighthouse Life Insurance Company of NY
SCHEDULE A - VERIFICATION

Real Estate

	1 Year to Date	2 Prior Year Ended December 31
1. Book/adjusted carrying value, December 31 of prior year.....	0	
2. Cost of acquired:		
2.1 Actual cost at time of acquisition.....		
2.2 Additional investment made after acquisition.....		
3. Current year change in encumbrances.....		
4. Total gain (loss) on disposals.....		
5. Deduct amounts received on disposals.....		
6. Total foreign exchange change in book/adjusted carrying value.....		
7. Deduct current year's other-than-temporary impairment recognized.....		
8. Deduct current year's depreciation.....		
9. Book/adjusted carrying value at end of current period (Lines 1+2+3+4-5+6-7-8).....	0	0
10. Deduct total nonadmitted amounts.....		
11. Statement value at end of current period (Line 9 minus Line 10).....	0	0

NONE

SCHEDULE B - VERIFICATION

Mortgage Loans

	1 Year to Date	2 Prior Year Ended December 31
1. Book value/recorded investment excluding accrued interest, December 31 of prior year.....	396,668,615	407,911,069
2. Cost of acquired:		
2.1 Actual cost at time of acquisition.....	13,460,345	30,692,628
2.2 Additional investment made after acquisition.....		
3. Capitalized deferred interest and other.....		
4. Accrual of discount.....	1,648	44,725
5. Unrealized valuation increase (decrease).....		
6. Total gain (loss) on disposals.....	(12,407)	(70,779)
7. Deduct amounts received on disposals.....	2,371,881	40,800,640
8. Deduct amortization of premium and mortgage interest points and commitment fees.....	256,530	1,483,107
9. Total foreign exchange change in book value/recorded investment excluding accrued interest.....	160,160	374,720
10. Deduct current year's other-than-temporary impairment recognized.....		
11. Book value/recorded investment excluding accrued interest at end of current period (Lines 1+2+3+4+5+6-7-8+9-10).....	407,649,950	396,668,615
12. Total valuation allowance.....		
13. Subtotal (Line 11 plus Line 12).....	407,649,950	396,668,615
14. Deduct total nonadmitted amounts.....		
15. Statement value at end of current period (Line 13 minus Line 14).....	407,649,950	396,668,615

SCHEDULE BA - VERIFICATION

Other Long-Term Invested Assets

	1 Year to Date	2 Prior Year Ended December 31
1. Book/adjusted carrying value, December 31 of prior year.....	6,090,122	6,093,642
2. Cost of acquired:		
2.1 Actual cost at time of acquisition.....		
2.2 Additional investment made after acquisition.....		
3. Capitalized deferred interest and other.....		
4. Accrual of discount.....		
5. Unrealized valuation increase (decrease).....		
6. Total gain (loss) on disposals.....		
7. Deduct amounts received on disposals.....		
8. Deduct amortization of premium and depreciation.....	895	3,520
9. Total foreign exchange change in book/adjusted carrying value.....		
10. Deduct current year's other-than-temporary impairment recognized.....		
11. Book/adjusted carrying value at end of current period (Lines 1+2+3+4+5+6-7-8+9-10).....	6,089,227	6,090,122
12. Deduct total nonadmitted amounts.....		
13. Statement value at end of current period (Line 11 minus Line 12).....	6,089,227	6,090,122

SCHEDULE D - VERIFICATION

Bonds and Stocks

	1 Year to Date	2 Prior Year Ended December 31
1. Book/adjusted carrying value of bonds and stocks, December 31 of prior year.....	1,951,138,383	1,856,695,151
2. Cost of bonds and stocks acquired.....	36,786,815	631,143,310
3. Accrual of discount.....	812,814	3,390,375
4. Unrealized valuation increase (decrease).....		
5. Total gain (loss) on disposals.....	(3,444,508)	(1,663,960)
6. Deduct consideration for bonds and stocks disposed of.....	69,552,123	534,670,600
7. Deduct amortization of premium.....	1,672,361	7,437,502
8. Total foreign exchange change in book/adjusted carrying value.....	1,292,185	3,681,609
9. Deduct current year's other-than-temporary impairment recognized.....		
10. Total investment income recognized as a result of prepayment penalties and/or acceleration fees.....	1,089,553	
11. Book/adjusted carrying value at end of current period (Lines 1+2+3+4+5-6-7+8-9+10).....	1,916,450,758	1,951,138,383
12. Deduct total nonadmitted amounts.....		
13. Statement value at end of current period (Line 11 minus Line 12).....	1,916,450,758	1,951,138,383

SCHEDULE D - PART 1B

Showing the Acquisitions, Dispositions and Non-Trading Activity

During the Current Quarter for all Bonds and Preferred Stock by NAIC Designation

NAIC Designation	1 Book/Adjusted Carrying Value Beginning of Current Quarter	2 Acquisitions During Current Quarter	3 Dispositions During Current Quarter	4 Non-Trading Activity During Current Quarter	5 Book/Adjusted Carrying Value End of First Quarter	6 Book/Adjusted Carrying Value End of Second Quarter	7 Book/Adjusted Carrying Value End of Third Quarter	8 Book/Adjusted Carrying Value December 31 Prior Year
BONDS								
1. NAIC 1 (a).....	1,329,795,920	219,506,356	234,352,261	1,111,028	1,316,061,043			1,329,795,920
2. NAIC 2 (a).....	535,576,991	10,584,934	8,700,862	1,138,968	538,600,031			535,576,991
3. NAIC 3 (a).....	99,705,476	420,000	7,896,567	733,582	92,962,491			99,705,476
4. NAIC 4 (a).....	25,653,045		2,570,738	(1,678,688)	21,403,619			25,653,045
5. NAIC 5 (a).....	5,087,697			(715,381)	4,372,316			5,087,697
6. NAIC 6 (a).....					0			
7. Total Bonds.....	1,995,819,129	230,511,290	253,520,428	589,509	1,973,399,500	0	0	1,995,819,129
PREFERRED STOCK								
8. NAIC 1.....					0			
9. NAIC 2.....					0			
10. NAIC 3.....					0			
11. NAIC 4.....					0			
12. NAIC 5.....					0			
13. NAIC 6.....					0			
14. Total Preferred Stock.....	0	0	0	0	0	0	0	0
15. Total Bonds and Preferred Stock.....	1,995,819,129	230,511,290	253,520,428	589,509	1,973,399,500	0	0	1,995,819,129

QS102

(a) Book/Adjusted Carrying Value column for the end of the current reporting period includes the following amount of short-term and cash equivalent bonds by NAIC designation:

NAIC 1 \$.....56,948,742; NAIC 2 \$.....0; NAIC 3 \$.....0; NAIC 4 \$.....0; NAIC 5 \$.....0; NAIC 6 \$.....0.

SCHEDULE DA - PART 1

Short-Term Investments

	1 Book/Adjusted Carrying Value	2 Par Value	3 Actual Cost	4 Interest Collected Year To Date	5 Paid for Accrued Interest Year To Date
9199999.....	5,985,856	XXX	5,975,491	10,365	

SCHEDULE DA - VERIFICATION

Short-Term Investments

	1 Year To Date	2 Prior Year Ended December 31
1. Book/adjusted carrying value, December 31 of prior year.....	0	
2. Cost of short-term investments acquired.....	15,934,642	11,973,090
3. Accrual of discount.....	12,975	10,665
4. Unrealized valuation increase (decrease).....		
5. Total gain (loss) on disposals.....	107	(1,466)
6. Deduct consideration received on disposals.....	9,961,868	11,982,289
7. Deduct amortization of premium.....		
8. Total foreign exchange change in book/adjusted carrying value.....		
9. Deduct current year's other-than-temporary impairment recognized.....		
10. Book/adjusted carrying value at end of current period (Lines 1+2+3+4+5-6-7+8-9).....	5,985,856	0
11. Deduct total nonadmitted amounts.....		
12. Statement value at end of current period (Line 10 minus Line 11).....	5,985,856	0

SCHEDULE DB - PART A - VERIFICATION

Options, Caps, Floors, Collars, Swaps and Forwards

1. Book/adjusted carrying value, December 31, prior year (Line 9, prior year).....	3,619,047
2. Cost paid/(consideration received) on additions.....	11,548,500
3. Unrealized valuation increase/(decrease).....	(4,549,685)
4. Total gain (loss) on termination recognized.....	
5. Considerations received/(paid) on terminations.....	
6. Amortization.....	
7. Adjustment to the book/adjusted carrying value of hedge item.....	
8. Total foreign exchange change in book/adjusted carrying value.....	(1,669,023)
9. Book/adjusted carrying value at end of current period (Lines 1 + 2 + 3 + 4 - 5 + 6 + 7 + 8).....	8,948,839
10. Deduct nonadmitted assets.....	
11. Statement value at end of current period (Line 9 minus Line 10).....	<u>8,948,839</u>

SCHEDULE DB - PART B - VERIFICATION

Futures Contracts

1. Book/adjusted carrying value, December 31, prior year (Line 6, prior year).....	
2. Cumulative cash change (Section 1, Broker Name/Net Cash Deposits Footnote - Cumulative Cash Change column).....	
3.1 Add:	
Change in variation margin on open contracts - Highly Effective Hedges:	
3.11 Section 1, Column 15, current year to date minus.....	
3.12 Section 1, Column 15, prior year.....	0
Change in variation margin on open contracts - All Other:	
3.13 Section 1, Column 18, current year to date minus.....	
3.14 Section 1, Column 18, prior year.....	0 0
3.2 Add:	
Change in adjustment to basis of hedged item:	
3.21 Section 1, Column 17, current year to date minus.....	
3.22 Section 1, Column 17, prior year.....	NONE 0
Change in amount recognized:	
3.23 Section 1, Column 19, current year to date minus.....	
3.24 Section 1, Column 19, prior year.....	0 0
3.3 Subtotal (Line 3.1 minus Line 3.2).....	0
4.1 Cumulative variation margin on terminated contracts during the year.....	
4.2 Less:	
4.21 Amount used to adjust basis of hedged item.....	
4.22 Amount recognized.....	0
4.3 Subtotal (Line 4.1 minus Line 4.2).....	0
5. Dispositions gains (losses) on contracts terminated in prior year:	
5.1 Total gain (loss) recognized for terminations in prior year.....	
5.2 Total gain (loss) adjusted into the hedged item(s) for the terminations in prior year.....	
6. Book/adjusted carrying value at end of current period (Lines 1 + 2 + 3.3 - 4.3 - 5.1 - 5.2).....	0
7. Deduct nonadmitted assets.....	
8. Statement value at end of current period (Line 6 minus Line 7).....	<u>0</u>

SCHEDULE DB - PART C - SECTION 1

Replication (Synthetic Asset) Transactions Open as of Current Statement Date

Replication (Synthetic) Asset Transactions								Components of the Replication (Synthetic Asset) Transactions							
1	2	3	4	5	6	7	8	Derivative Instrument(s) Open			Cash Instrument(s) Held				
Number	Description	NAIC Designation or Other Description	Notional Amount	Book/Adjusted Carrying Value	Fair Value	Effective Date	Maturity Date	9	10	11	12	13	14	15	16
								Description	Book/Adjusted Carrying Value	Fair Value	CUSIP	Description	NAIC Designation or Other Description	Book/Adjusted Carrying Value	Fair Value

NONE

SCHEDULE DB - PART C - SECTION 2

Reconciliation (Synthetic Asset) Transactions Open

	First Quarter		Second Quarter		Third Quarter		Fourth Quarter		Year-To-Date	
	1 Number of Positions	2 Total Replication (Synthetic Asset) Transactions Statement Value	3 Number of Positions	4 Total Replication (Synthetic Asset) Transactions Statement Value	5 Number of Positions	6 Total Replication (Synthetic Asset) Transactions Statement Value	7 Number of Positions	8 Total Replication (Synthetic Asset) Transactions Statement Value	9 Number of Positions	10 Total Replication (Synthetic Asset) Transactions Statement Value
1. Beginning Inventory.....			.0	.0	.0	.0	.0	.0	.0	.0
2. Add: Opened or acquired transactions.....									.0	.0
3. Add: Increases in replication (synthetic asset) transactions statement value.....	XXX		XXX		XXX		XXX		XXX	.0
4. Less: Closed or disposed of transactions.....									.0	.0
5. Less: Positions disposed of for failing effectiveness criteria.....									.0	.0
6. Less: Decreases in replication (synthetic asset) transactions statement value.....	XXX		XXX		XXX		XXX		XXX	.0
7. Ending Inventory.....	.0	.0	.0	.0	.0	.0	.0	.0	.0	.0

NONE

SCHEDULE DB - VERIFICATION

Verification of Book/Adjusted Carrying Value, Fair Value and Potential Exposure of all Open Derivative Contracts

		Book/Adjusted Carrying Value Check
1.	Part A, Section 1, Column 14.....	8,948,839
2.	Part B, Section 1, Column 15 plus Part B, Section 1 Footnote - Total Ending Cash Balance.....	_____
3.	Total (Line 1 plus Line 2).....	<u>8,948,839</u>
4.	Part D, Section 1, Column 5.....	10,868,455
5.	Part D, Section 1, Column 6.....	(1,919,616)
6.	Total (Line 3 minus Line 4 minus Line 5).....	<u>0</u>
		Fair Value Check
7.	Part A, Section 1, Column 16.....	5,779,047
8.	Part B, Section 1, Column 13.....	_____
9.	Total (Line 7 plus Line 8).....	<u>5,779,047</u>
10.	Part D, Section 1, Column 8.....	9,698,882
11.	Part D, Section 1, Column 9.....	(3,919,835)
12.	Total (Line 9 minus Line 10 minus Line 11).....	<u>0</u>
		Potential Exposure Check
13.	Part A, Section 1, Column 21.....	1,614,650
14.	Part B, Section 1, Column 20.....	_____
15.	Part D, Section 1, Column 11.....	1,614,650
16.	Total (Line 13 plus Line 14 minus Line 15).....	<u>0</u>

SCHEDULE E - PART 2 - VERIFICATION

Cash Equivalents

	1 Year To Date	2 Prior Year Ended December 31
1. Book/adjusted carrying value, December 31 of prior year.....	44,680,748	9,198,553
2. Cost of cash equivalents acquired.....	177,789,833	796,690,865
3. Accrual of discount.....	143,894	249,964
4. Unrealized valuation increase (decrease).....		
5. Total gain (loss) on disposals.....	(219)	(10,705)
6. Deduct consideration received on disposals.....	171,651,369	761,447,929
7. Deduct amortization of premium.....		
8. Total foreign exchange change in book/ adjusted carrying value.....		
9. Deduct current year's other-than-temporary impairment recognized.....		
10. Book/adjusted carrying value at end of current period (Lines 1+2+3+4+5-6-7+8-9).....	50,962,886	44,680,748
11. Deduct total nonadmitted amounts.....		
12. Statement value at end of current period (Line 10 minus Line 11).....	50,962,886	44,680,748

SCHEDULE A - PART 2

Showing all Real Estate ACQUIRED AND ADDITIONS MADE During the Current Quarter

1 Description of Property	Location		4 Date Acquired	5 Name of Vendor	6 Actual Cost at Time of Acquisition	7 Amount of Encumbrances	8 Book/Adjusted Carrying Value Less Encumbrances	9 Additional Investment Made After Acquisition
	2 City	3 State						

NONE

QE01

SCHEDULE A - PART 3

Showing all Real Estate DISPOSED During the Quarter, Including Payments During the Final Year on "Sales Under Contract "

1 Description of Property	Location		4 Disposal Date	5 Name of Purchaser	6 Actual Cost	7 Expended for Additions, Permanent Improvements and Changes in Encumbrances	8 Book/Adjusted Carrying Value Less Encumbrances Prior Year	Change in Book/Adjusted Carrying Value Less Encumbrances					14 Book/Adjusted Carrying Value Less Encumbrances on Disposal	15 Amounts Received During Year	16 Foreign Exchange Gain (Loss) on Disposal	17 Realized Gain (Loss) on Disposal	18 Total Gain (Loss) on Disposal	19 Gross Income Earned Less Interest Incurred on Encumbrances	20 Taxes, Repairs, and Expenses Incurred
	2 City	3 State						9 Current Year's Depreciation	10 Current Year's Other-Than-Temporary Impairment Recognized	11 Current Year's Change in Encumbrances	12 Total Change in B./A.C.V. (11 - 9 - 10)	13 Total Foreign Exchange Change in B./A.C.V.							

NONE

SCHEDULE B - PART 2

Showing all Mortgage Loans ACQUIRED AND ADDITIONS MADE During the Current Quarter

1 Loan Number	Location		4 Loan Type	5 Date Acquired	6 Rate of Interest	7 Actual Cost at Time of Acquisition	8 Additional Investment Made After Acquisition	9 Value of Land and Buildings
	2 City	3 State						
Mortgages in Good Standing - Commercial Mortgages - All Other								
0000703010	BOULDER	CO		03/01/2018	3.960	13,460,345	-	21,900,984
0599999. Total - Mortgages in Good Standing - Commercial Mortgages - All Other				XXX	XXX	13,460,345	0	21,900,984
0899999. Total - Mortgages in Good Standing				XXX	XXX	13,460,345	0	21,900,984
3399999. Total Mortgages				XXX	XXX	13,460,345	0	21,900,984

QE02

SCHEDULE B - PART 3

Showing all Mortgage Loans DISPOSED, Transferred or Repaid During the Current Quarter

1 Loan Number	Location		4 Loan Type	5 Date Acquired	6 Disposal Date	7 Book Value/Recorded Investment Excluding Accrued Interest Prior Year	Change in Book Value/Recorded Investment						14 Book Value / Recorded Investment Excluding Accrued Interest on Disposal	15 Consideration	16 Foreign Exchange Gain (Loss) on Disposal	17 Realized Gain (Loss) on Disposal	18 Total Gain (Loss) on Disposal	
	2 City	3 State					8 Unrealized Valuation Increase (Decrease)	9 Current Year's (Amortization) / Accretion	10 Current Year's Other-Than-Temporary Impairment Recognized	11 Capitalized Deferred Interest and Other	12 Total Change in Book Value (8 + 9 - 10 + 11)	13 Total Foreign Exchange Change in Book Value						
Mortgages With Partial Repayments																		
Scheduled Repayments							0	0	0	0	0	0	0	2,384,288	2,371,881	(12,407)	-	(12,407)
0299999. Total - Mortgages With Partial Repayments							0	0	0	0	0	0	0	2,384,288	2,371,881	(12,407)	0	(12,407)
0599999. Total Mortgages							0	0	0	0	0	0	0	2,384,288	2,371,881	(12,407)	0	(12,407)

SCHEDULE BA - PART 2

Showing Other Long-Term Invested Assets ACQUIRED AND ADDITIONS MADE During the Current Quarter

1 CUSIP Identification	2 Name or Description	Location		5 Name of Vendor or General Partner	6 NAIC Designation	7 Date Originally Acquired	8 Type and Strategy	9 Actual Cost at Time of Acquisition	10 Additional Investment Made after Acquisition	11 Amount of Encumbrances	12 Commitment for Additional Investment	13 Percentage of Ownership
		3 City	4 State									

NONE

QE03

SCHEDULE BA - PART 3

Showing Other Long-Term Invested Assets DISPOSED, Transferred or Repaid During the Current Quarter

1 CUSIP Identification	2 Name or Description	Location		5 Name of Purchaser or Nature of Disposal	6 Date Originally Acquired	7 Disposal Date	8 Book/Adjusted Carrying Value Less Encumbrances, Prior Year	Changes in Book/Adjusted Carrying Value						15 Book/Adjusted Carrying Value Less Encumbrances on Disposal	16 Consideration	17 Foreign Exchange Gain (Loss) on Disposal	18 Realized Gain (Loss) on Disposal	19 Total Gain (Loss) on Disposal	20 Investment Income
		3 City	4 State					9 Unrealized Valuation Increase (Decrease)	10 Current Year's (Depreciation) or (Amortization) / Accretion	11 Current Year's Other-Than-Temporary Impairment Recognized	12 Capitalized Deferred Interest and Other	13 Total Change in B./A.C.V. (9+10-11+12)	14 Total Foreign Exchange Change in B./A.C.V.						

NONE

SCHEDULE D - PART 3

Showing all Long-Term Bonds and Stocks ACQUIRED During Current Quarter

1	2	3	4	5	6	7	8	9	10
CUSIP Identification	Description	Foreign	Date Acquired	Name of Vendor	Number of Shares of Stock	Actual Cost	Par Value	Paid for Accrued Interest and Dividends	NAIC Designation or Market Indicator (a)
Bonds - U.S. Government									
912810 RZ 3	UNITED STATES TREASURY 2.750% 11/15/47		02/07/2018	BARCLAYS CAPITAL INC		14,024,450	15,000,000	96,858	1
0599999	Total - Bonds - U.S. Government					14,024,450	15,000,000	96,858	XXX
Bonds - All Other Government									
000000 00 0	ROMANIA REPUBLIC OF 2.500% 02/08/30	B	02/02/2018	SOCIETE GENERALE - LONDON		616,253	621,850		2FE
X7360W AS 1	ROMANIA REPUBLIC OF 3.375% 02/08/38	B	02/02/2018	Various		641,937	647,294		2FE
1099999	Total - Bonds - All Other Government					1,258,190	1,269,144	0	XXX
Bonds - U.S. Special Revenue and Special Assessment									
3136AJ 4R 4	FANNIE MAE FNMA_14-23 3.500% 05/01/44		03/01/2018	Interest Capitalization		79,353	79,353		1
3136AM 6F 1	FANNIE MAE FNMA_15-24 3.000% 04/01/45		03/01/2018	Interest Capitalization		24,494	24,494		1
3136AP VL 3	FANNIE MAE FNMA_15-59 3.000% 08/01/45		03/01/2018	Interest Capitalization		49,032	49,032		1
3136AU F2 2	FANNIE MAE FINMA 3.500% 01/01/47		03/01/2018	Interest Capitalization		45,438	45,438		1
3137B3 AJ 7	FREDDIE MAC FHLMC_4227 3.500% 07/01/43		03/01/2018	Interest Capitalization		10,239	10,239		1
3137BH RK 5	FEDERAL HOME LOAN MORTGAGE COR 3.000%		03/01/2018	Interest Capitalization		80,093	80,093		1
3199999	Total - Bonds - U.S. Special Revenue and Special Assessments					288,649	288,649	0	XXX
Bonds - Industrial and Miscellaneous									
00183F AA 3	ANNO 2017 JOINT HOLDING UK LIM 3.263%		03/29/2018	DIRECT		790,188	790,188		2FE
07386R AC 3	BEAR STEARNS ASSET BACKED SECU 2.132%		02/26/2018	Interest Capitalization		12	12		1FM
19123# AA 6	COCA-COLA SOUTHWEST BEVERAGES 3.490% 1		03/01/2018	BANK OF AMERICA N.A.		600,000	600,000		1FE
19123# AB 4	COCA-COLA SOUTHWEST BEVERAGES 3.640% 1		03/01/2018	BANK OF AMERICA N.A.		1,200,000	1,200,000		1FE
25434* AF 0	DIMENSIONAL FUND ADVISORS LP 1.420% 02		02/15/2018	CITIBANK N.A.		748,770	748,770		1FE
42307# AA 6	HEITMAN AMERICA REAL ESTATE HO 3.770%		02/15/2018	DIRECT		1,960,000	1,960,000		1Z
42307# AB 4	HEITMAN AMERICA REAL ESTATE HO 3.770%		03/27/2018	DIRECT		1,960,000	1,960,000		1Z
46051M A@ 1	INTERNATIONAL TRANSMISSION COM 4.000%		03/29/2018	MIZUHO SECURITIES USA INC		3,500,000	3,500,000		1FE
53944Y AE 3	LLOYDS TSB GRP PLC 4.344% 01/09/48	D	01/04/2018	GOLDMAN SACHS & COMPANY		5,000,000	5,000,000		2FE
71654Q CC 4	PETROLEOS MEXICANOS 6.750% 09/21/47	C	03/28/2018	Tax Free Exchange		398,958	370,000	486	2FE
73181L AA 9	POLYUS FINANCE PLC 4.700% 01/29/24	D	01/24/2018	JP MORGAN SECURITIES LTD LDN		420,000	420,000		3FE
92211M AC 7	VANTAGE DATA CENTERS ISSUER LL 4.072%		02/09/2018	GUGGENHEIM SECURITIES		1,500,000	1,500,000		1FE
G0446* AA 3	ANGEL TRAINS ROLLING STOCK 3.150% 11/3	B	03/01/2018	DIRECT		3,137,598	3,185,581		2Z
3899999	Total - Bonds - Industrial and Miscellaneous					21,215,526	21,234,551	486	XXX
8399997	Total - Bonds - Part 3					36,786,815	37,792,344	97,344	XXX
8399999	Total - Bonds					36,786,815	37,792,344	97,344	XXX
9999999	Total - Bonds, Preferred and Common Stocks					36,786,815	XXX	97,344	XXX

(a) For all common stock bearing NAIC market indicator "U" provide the number of such issues:.....0.

QE04

SCHEDULE D - PART 4

Showing all Long-Term Bonds and Stocks SOLD, REDEEMED or Otherwise DISPOSED OF During Current Quarter

1	2	3	4	5	6	7	8	9	10	Change in Book/Adjusted Carrying Value					16	17	18	19	20	21	22
										11	12	13	14	15							
CUSIP Identification	Description	F o r e i g n	Disposal Date	Name of Purchaser	Number of Shares of Stock	Consideration	Par Value	Actual Cost	Prior Year Book/Adjusted Carrying Value	Unrealized Valuation Increase (Decrease)	Current Year's (Amortization) / Accretion	Current Year's Other-Than-Temporary Impairment Recognized	Total Change in B./A.C.V. (11+12-13)	Total Foreign Exchange Change in B./A.C.V.	Book/Adjusted Carrying Value at Disposal Date	Foreign Exchange Gain (Loss) on Disposal	Realized Gain (Loss) on Disposal	Total Gain (Loss) on Disposal	Bond Interest / Stock Dividends Received During Year	Stated Contractual Maturity Date	NAIC Designation or Market Indicator (a)
Bonds - U.S. Government																					
36201F UX 3	GINNIE MAE I GNMA I 7.000% 582098 7.00		03/01/2018	Paydown.....		2,124	2,124	2,134	2,129		(5)		(5)		2,124			0	35	04/15/2032	1.....
36202D MA 6	GOVERNMENT NATIONAL MORTGAGE A GNMA II 6		03/01/2018	Paydown.....		100	100	100	100				0		100			0		03/20/2031	1.....
36202D NL 1	GOVERNMENT NATIONAL MORTGAGE A GNMA II 6		03/01/2018	Paydown.....		364	364	360	361		2		2		364			0	4	06/20/2031	1.....
36202E 6E 4	GOVERNMENT NATIONAL MORTGAGE A GNMA II 5		03/01/2018	Paydown.....		20,055	20,055	20,595	20,497		(442)		(442)		20,055			0	157	06/20/2039	1.....
36202E 7H 6	GOVERNMENT NATIONAL MORTGAGE A GNMA II 5		03/01/2018	Paydown.....		25,989	25,989	26,647	26,526		(537)		(537)		25,989			0	208	07/20/2039	1.....
36213C J5 0	GINNIE MAE I GNMA I 7.000% 550284 7.00		03/01/2018	Paydown.....		33	33	33	33				0		33			0		08/15/2031	1.....
38374F TH 7	GNMA_04-19 GNR 2004-19 KE 5.000% 03/01		03/01/2018	Paydown.....		97,123	97,123	107,545	106,760		(9,637)		(9,637)		97,123			0	874	03/01/2034	1.....
912828 2W 9	UNITED STATES TREASURY 1.875% 09/30/22		03/12/2018	Various.....		25,222,213	26,000,000	25,927,942	25,931,301		2,071		2,071		25,933,372		(711,158)	(711,158)	197,236	09/30/2022	1.....
912828 P4 6	UNITED STATES TREASURY 1.625% 02/15/26		02/09/2018	HSBC SECURITIES.....		11,911,727	13,000,000	12,766,906	12,806,799		2,511		2,511		12,809,309		(897,583)	(897,583)	103,903	02/15/2026	1.....
912828 R3 6	UNITED STATES TREASURY 1.625% 05/15/26		03/12/2018	UBS SECURITIES LLC.....		7,276,856	8,000,000	8,133,535	8,114,509		(2,530)		(2,530)		8,111,979		(835,123)	(835,123)	42,376	05/15/2026	1.....
0599999	Total - Bonds - U.S. Government.....					44,556,584	47,145,788	46,985,797	47,009,015	0	(8,567)	0	(8,567)	0	47,000,448	0	(2,443,864)	(2,443,864)	344,793	XXX	XXX
Bonds - All Other Government																					
438180 AH 4	HONDURAS REPUBLIC OF 6.250% 01/19/27	C	01/25/2018	Various.....		401,080	370,000	386,515	385,795		(103)		(103)		385,692		15,388	15,388	12,205	01/19/2027	4FE.....
1099999	Total - Bonds - All Other Government.....					401,080	370,000	386,515	385,795	0	(103)	0	(103)	0	385,692	0	15,388	15,388	12,205	XXX	XXX
Bonds - U.S. Special Revenue and Special Assessment																					
3128M1 AB 5	FEDERAL HOME LOAN MORTGAGE COR FHLMC 5.0		03/01/2018	Paydown.....		9,701	9,701	9,455	9,599		102		102		9,701			0	80	08/01/2020	1.....
3128M5 KW 9	FEDERAL HOME LOAN MORTGAGE COR FHLMC 5.5		03/01/2018	Paydown.....		13,962	13,962	14,111	14,080		(118)		(118)		13,962			0	121	10/01/2037	1.....
3128M7 V2 9	FEDERAL HOME LOAN MORTGAGE COR FHLMC 5.0		03/01/2018	Paydown.....		324,607	324,607	359,080	357,899		(33,290)		(33,290)		324,607			0	2,551	11/01/2039	1.....
312934 X3 1	FEDERAL HOME LOAN MORTGAGE COR 5.000%		03/01/2018	Paydown.....		158,655	158,655	177,994	177,571		(18,916)		(18,916)		158,655			0	1,328	08/01/2039	1.....
312940 MF 3	FEDERAL HOME LOAN MORTGAGE COR FHLMC 4.5		03/01/2018	Paydown.....		7,476	7,476	7,736	7,693		(219)		(219)		7,476			0	54	05/01/2040	1.....
312940 MM 8	FEDERAL HOME LOAN MORTGAGE COR FHLMC 4.5		03/01/2018	Paydown.....		42,101	42,101	43,567	43,335		(1,234)		(1,234)		42,101			0	209	05/01/2040	1.....
312940 VG 1	FEDERAL HOME LOAN MORTGAGE COR FHLMC 4.5		03/01/2018	Paydown.....		104,265	104,265	107,882	107,306		(3,041)		(3,041)		104,265			0	802	06/01/2040	1.....
3132J6 B6 0	FEDERAL HOME LOAN MORTGAGE COR 3.000%		03/01/2018	Paydown.....		225,688	225,688	225,441	225,441		247		247		225,688			0	1,414	02/01/2043	1.....
31359T S4 1	FANNIE MAE FNMA_98-38 6.500% 06/01/28		03/01/2018	Paydown.....		14,791	14,791	16,492	16,325		(1,534)		(1,534)		14,791			0	156	06/01/2028	1.....

QE05

SCHEDULE D - PART 4

Showing all Long-Term Bonds and Stocks SOLD, REDEEMED or Otherwise DISPOSED OF During Current Quarter

QE05.1

1	2	3	4	5	6	7	8	9	10	Change in Book/Adjusted Carrying Value					16	17	18	19	20	21	22
										11	12	13	14	15							
CUSIP Identification	Description	F o r e i g n	Disposal Date	Name of Purchaser	Number of Shares of Stock	Consideration	Par Value	Actual Cost	Prior Year Book/Adjusted Carrying Value	Unrealized Valuation Increase (Decrease)	Current Year's (Amortization) / Accretion	Current Year's Other-Than-Temporary Impairment Recognized	Total Change in B./A.C.V. (11+12-13)	Total Foreign Exchange Change in B./A.C.V.	Book/Adjusted Carrying Value at Disposal Date	Foreign Exchange Gain (Loss) on Disposal	Realized Gain (Loss) on Disposal	Total Gain (Loss) on Disposal	Bond Interest / Stock Dividends Received During Year	Stated Contractual Maturity Date	NAIC Designation or Market Indicator (a)
31359T Z4 3	FANNIE MAE FNMA_98-39 7.000% 06/01/28		03/01/2018	Paydown.....		16,969	16,969	19,258	19,035		(2,066)		(2,066)		16,969			0	188	06/01/2028	1.....
31371M 6M 4	FEDERAL NATIONAL MORTGAGE ASSO 5.500%		03/01/2018	Paydown.....		60,953	60,953	67,423	67,280		(6,327)		(6,327)		60,953			0	761	01/01/2037	1.....
3138EK BP 9	FEDERAL NATIONAL MORTGAGE ASSO 4.000%		03/01/2018	Paydown.....		284,426	284,426	301,314	300,326		(15,898)		(15,898)		284,426			0	1,881	03/01/2042	1.....
3138ER NP 1	FEDERAL NATIONAL MORTGAGE ASSO 3.000%		03/01/2018	Paydown.....		157,685	157,685	157,205	157,215		469		469		157,685			0	762	10/01/2046	1.....
3138WJ RD 2	FEDERAL NATIONAL MORTGAGE ASSO 3.500%		03/01/2018	Paydown.....		235,964	235,964	242,601	242,082		(6,118)		(6,118)		235,964			0	1,359	01/01/2047	1.....
31392W 7B 0	FSPC_T-51 6.500% 09/01/43.....		03/01/2018	Paydown.....		27,518	27,518	31,705	31,463		(3,944)		(3,944)		27,518			0	260	09/01/2043	1.....
31396L Q3 7	FANNIE MAE FNMA_06-119 5.750% 12/01/36		03/01/2018	Paydown.....		105,526	105,526	115,590	115,590		(10,063)		(10,063)		105,526			0	1,272	12/01/2036	1.....
31402Q YZ 8	FEDERAL NATIONAL MORTGAGE ASSO 5.500%		03/01/2018	Paydown.....		159,868	159,868	181,233	180,591		(20,722)		(20,722)		159,868			0	1,411	02/01/2035	1.....
31402R AQ 2	FEDERAL NATIONAL MORTGAGE ASSO 6.500%		03/01/2018	Paydown.....		80,594	80,594	92,981	92,511		(11,917)		(11,917)		80,594			0	879	12/01/2032	1.....
31402R CV 9	FEDERAL NATIONAL MORTGAGE ASSO FNMA 5.00		03/01/2018	Paydown.....		63,966	63,966	63,688	63,688		277		277		63,966			0	495	05/01/2035	1.....
31402R SN 0	FEDERAL NATIONAL MORTGAGE ASSO 5.000%		03/01/2018	Paydown.....		95,734	95,734	106,715	106,412		(10,679)		(10,679)		95,734			0	754	10/01/2035	1.....
31402R SZ 3	FEDERAL NATIONAL MORTGAGE ASSO 4.500%		03/01/2018	Paydown.....		172,344	172,344	177,056	175,485		(3,142)		(3,142)		172,344			0	1,306	12/01/2019	1.....
31403C VL 2	FEDERAL NATIONAL MORTGAGE ASSO 4.000%		03/01/2018	Paydown.....		149,415	149,415	155,107	153,725		(4,311)		(4,311)		149,415			0	1,022	11/01/2020	1.....
3140FP CD 9	FEDERAL NATIONAL MORTGAGE ASSO 3.500%		03/01/2018	Paydown.....		87,544	87,544	90,608	90,497		(2,953)		(2,953)		87,544			0	508	06/01/2047	1.....
31416J CQ 2	FEDERAL NATIONAL MORTGAGE ASSO 5.500%		03/01/2018	Paydown.....		159,855	159,855	180,820	180,296		(20,439)		(20,439)		159,855			0	838	02/01/2036	1.....
3199999	Total - Bonds - U.S. Special Revenue and Special Assessments.....					2,759,607	2,759,607	2,945,062	2,935,445	0	(175,836)	0	(175,836)	0	2,759,607	0	0	0	20,411	XXX	XXX
Bonds - Industrial and Miscellaneous																					
00115* AA 0	AES ILUMINA LLC 6.000% 03/26/32.....		03/30/2018	Redemption 100.0000.....		44,977	44,977	40,867	41,110		3,867		3,867		44,977			0	682	03/26/2032	4.....
00130H BN 4	AES CORP AES CORPORATION 8% 6/1/2020 8		03/30/2018	Call 110.8282.....		6,982,176	6,300,000	7,402,500	7,055,122		(73,417)		(73,417)		6,981,705		(681,705)	(681,705)	848,776	06/01/2020	3FE.....
03523T BE 7	ANHEUSER-BUSCH INBEV WORLDWIDE 7.750%		03/19/2018	Call 103.9360.....		2,078,720	2,000,000	2,044,570	2,006,222		(1,244)		(1,244)		2,004,978		(4,978)	(4,978)	183,776	01/15/2019	2FE.....
04544Q AD 9	ASSET BACKED SECURITIES CORP H 2.012%		02/26/2018	Paydown.....		821	821	600	617		203		203		821			0	1	11/25/2036	1FM.....
04544T AA 9	ASSET BACKED SECURITIES CORP H 2.072%		03/26/2018	Paydown.....		67,576	67,576	47,286	47,855		19,722		19,722		67,576			0	246	05/25/2037	1FM.....
05836* AA 7	BALDWIN WIND LLC 6.250% 01/31/31.....		01/15/2018	Redemption 100.0000.....		257,431	257,431	292,248	289,388		(31,957)		(31,957)		257,431			0	8,045	01/31/2031	3.....
05949C NQ 5	BOAMS_05-11 BOAMS 2005-11 1A12 5.750%		03/01/2018	Paydown.....		110,245	116,814	112,748	115,786		(5,541)		(5,541)		110,245			0	893	12/01/2035	3FM.....

SCHEDULE D - PART 4

Showing all Long-Term Bonds and Stocks SOLD, REDEEMED or Otherwise DISPOSED OF During Current Quarter

1	2	3	4	5	6	7	8	9	10	Change in Book/Adjusted Carrying Value					16	17	18	19	20	21	22
										11	12	13	14	15							
CUSIP Identification	Description	F o r e i g n	Disposal Date	Name of Purchaser	Number of Shares of Stock	Consideration	Par Value	Actual Cost	Prior Year Book/Adjusted Carrying Value	Unrealized Valuation Increase (Decrease)	Current Year's (Amortization) / Accretion	Current Year's Other-Than-Temporary Impairment Recognized	Total Change in B./A.C.V. (11+12-13)	Total Foreign Exchange Change in B./A.C.V.	Book/Adjusted Carrying Value at Disposal Date	Foreign Exchange Gain (Loss) on Disposal	Realized Gain (Loss) on Disposal	Total Gain (Loss) on Disposal	Bond Interest / Stock Dividends Received During Year	Stated Contractual Maturity Date	NAIC Designation or Market Indicator (a)
07386R AC 3	BEAR STEARNS ASSET BACKED SECU 2.132%		03/26/2018	Paydown.....			1,432	1,196	1,236		(1,236)		(1,236)					0	2	05/25/2037	1FM.....
073871 AC 9	BEAR STEARNS ALT-A TRUST BALTA 2.212%		03/26/2018	Paydown.....		42,840	60,221	53,353	53,843		(11,005)		(11,005)		42,840			0	202	08/25/2036	1FM.....
07401J AA 6	BEAR STEARNS MORTGAGE FUNDING 2.082% 1		03/26/2018	Paydown.....		29,285	29,285	24,527	25,119		4,166		4,166		29,285			0	55	12/25/2036	1FM.....
07401M AG 6	BEAR STEARNS MORTGAGE FUNDING 2.072% 0		03/26/2018	Various.....		141,842	140,117	115,445	116,841		25,000		25,000		141,842			0	390	02/25/2037	1FM.....
11102A AA 9	BRITISH TELECOMMUNICATIONS PLC 5.950%	D	01/15/2018	Maturity.....		1,000,000	1,000,000	1,012,530	1,000,072		(72)		(72)		1,000,000			0	29,750	01/15/2018	2FE.....
12566U AD 6	CITIMORTGAGE ALTERNATIVE LOAN 6.000% 0		03/01/2018	Paydown.....		445,520	657,226	588,314	597,205		(151,685)		(151,685)		445,520			0	6,112	02/01/2037	3FM.....
12648W AE 2	CREDIT SUISSE CAPITAL CSMC_14-3.000%		02/01/2018	Paydown.....			(14,732)	(8,960)	(9,043)		9,043		9,043					0	37	10/06/2036	5FM.....
12667N AA 6	COUNTRYWIDE ASSET-BACKED CERTI 2.012%		03/25/2018	Paydown.....		9,928	9,928	9,084	9,119		809		809		9,928			0	25	11/25/2036	1FM.....
12668A X6 7	CWALT_05-65CB 5.500% 01/01/36.....		03/01/2018	Paydown.....		455,262	462,210	416,139	411,619		43,643		43,643		455,262			0	5,157	01/01/2036	1FM.....
126694 M6 2	COUNTRYWIDE HOME LOANS CWHL_06 2.072%		03/26/2018	Various.....		658	658	527	540		118		118		658			0	2	04/25/2046	1FM.....
12672# AA 6	CVS PASSTHROUGH TRUST 4.704% 09/10/34		03/10/2018	Redemption 100.0000.....		16,839	16,839	16,839	16,839				0		16,839			0	132	09/10/2034	2.....
12674@ AA 6	CVS PASSTHROUGH TRUST 4.016% 08/10/35		03/10/2018	Redemption 100.0000.....		4,233	4,233	4,233	4,233				0		4,233			0	28	08/10/2035	2.....
14453F AC 3	CARRINGTON MORTGAGE LOAN TRUST 2.022%		03/26/2018	Paydown.....		6,018	6,018	4,994	5,281		736		736		6,018			0	17	04/25/2036	1FM.....
16165A AD 6	CHASEFLEX TRUST CFLX_07-3 2.172% 07/25		03/26/2018	Paydown.....		54,392	54,392	42,650	43,196		11,195		11,195		54,392			0	141	07/25/2037	1FM.....
17311L AB 7	CITIGROUP MORTGAGE LOAN TRUST 3.705% 0		03/01/2018	Paydown.....		1,422	1,444	1,235	1,252		168		168		1,422			0	6	04/01/2037	1FM.....
17313B AA 9	CITIGROUP MORTGAGE LOAN TRUST 2.047% 0		03/26/2018	Paydown.....		22,338	22,338	19,783	19,769		2,570		2,570		22,338			0	65	05/25/2037	1FM.....
223611 A# 1	COWBOYS STADIUM LP 3.950% 03/31/34		03/31/2018	Redemption 100.0000.....		208,972	208,972	208,972	208,972				0		208,972			0	4,127	03/31/2034	2FE.....
223611 A@ 3	COWBOYS STADIUM LP 3.460% 03/31/34		03/31/2018	Redemption 100.0000.....		102,550	102,550	102,550	102,550				0		102,550			0	1,774	03/31/2034	2FE.....
225470 FR 9	CSFB_05-10 5.250% 11/01/20.....		03/01/2018	Paydown.....		8,531	8,531	7,136	7,497		1,035		1,035		8,531			0	75	11/01/2020	3FM.....
233046 AD 3	DB MASTER FINANCE LLC DNKN_15-3.980%		02/20/2018	Various.....		8,750	8,750	8,901	8,940		(190)		(190)		8,750			0	87	02/20/2045	3AM.....
23332U DB 7	DSLA MORTGAGE LOAN TRUST DSLA_2.048%		03/19/2018	Paydown.....		15,831	15,831	12,320	12,302		3,531		3,531		15,831			0	51	03/19/2045	1FM.....
23332U EL 4	DSLA MORTGAGE LOAN TRUST DSLA_2.068%		03/19/2018	Paydown.....		17,061	17,061	13,231	13,273		3,789		3,789		17,061			0	51	08/19/2045	1FM.....

QE05.2

SCHEDULE D - PART 4

Showing all Long-Term Bonds and Stocks SOLD, REDEEMED or Otherwise DISPOSED OF During Current Quarter

1	2	3	4	5	6	7	8	9	10	Change in Book/Adjusted Carrying Value					16	17	18	19	20	21	22
										11	12	13	14	15							
CUSIP Identification	Description	F o r e i g n	Disposal Date	Name of Purchaser	Number of Shares of Stock	Consideration	Par Value	Actual Cost	Prior Year Book/Adjusted Carrying Value	Unrealized Valuation Increase (Decrease)	Current Year's (Amortization) / Accretion	Current Year's Other-Than-Temporary Impairment Recognized	Total Change in B./A.C.V. (11+12-13)	Total Foreign Exchange Change in B./A.C.V.	Book/Adjusted Carrying Value at Disposal Date	Foreign Exchange Gain (Loss) on Disposal	Realized Gain (Loss) on Disposal	Total Gain (Loss) on Disposal	Bond Interest / Stock Dividends Received During Year	Stated Contractual Maturity Date	NAIC Designation or Market Indicator (a)
362334 BQ 6	GSAA HOME EQUITY TRUST GSAA_06 1.952%		03/26/2018	Paydown.....		311	311	189	183		128		128		311			0		03/25/2036	1FM.....
41161P ED 1	HARBORVIEW MORTGAGE LOAN TRUST 3.750%		03/01/2018	Paydown.....		85,332	85,332	85,072	85,276		57		57		85,332			0	596	05/01/2034	1FM.....
41161P LC 5	HARBORVIEW MORTGAGE LOAN TRUST 2.448%		03/19/2018	Paydown.....		10,548	12,938	9,390	9,313		1,236		1,236		10,548			0	44	03/19/2035	1FM.....
41161P MF 7	HARBORVIEW MORTGAGE LOAN TRUST 2.068%		03/19/2018	Paydown.....		6,884	8,093	5,367	5,329		1,555		1,555		6,884			0	26	06/19/2035	1FM.....
44416* AB 2	HUDSON TRANSMISSION PARTNERS L 4.420%		02/28/2018	Redemption 100.0000.....		25,221	25,221	26,124	26,062		(841)		(841)		25,221			0	279	05/31/2033	2FE.....
46629B AC 3	JP MORGAN MORTGAGE ACQUISITION 5.777%		03/01/2018	Paydown.....		5,315	5,315	3,710	3,785		1,530		1,530		5,315			0	22	08/01/2036	1FM.....
46629Q AC 0	JP MORGAN MORTGAGE ACQUISITION 5.048%		03/01/2018	Paydown.....		18,884	18,884	15,162	14,986		3,899		3,899		18,884			0	77	01/01/2025	1FM.....
46630M AF 9	JP MORGAN MORTGAGE ACQUISITION 4.787%		03/01/2018	Paydown.....		1,820	1,820	1,299	1,275		546		546		1,820			0	6	01/01/2037	1FM.....
48121@ AD 3	JRD HOLDINGS LLC 4.130% 03/27/24...		03/27/2018	Redemption 100.0000.....		143,000	143,000	148,901	147,387		(4,387)		(4,387)		143,000			0	2,953	03/27/2024	2FE.....
525221 HD 2	LEHMAN XS TRUST LXS_06-2N 2.388% 02/01		03/01/2018	Paydown.....		5,935	9,749	7,135	7,791		(1,855)		(1,855)		5,935			0	33	02/01/2036	1FM.....
525226 AN 6	LEHMAN XS TRUST LXS_06-12N 2.047% 08/2		03/26/2018	Paydown.....		15,100	15,086	12,106	12,626		2,475		2,475		15,100			0	49	08/25/2046	1FM.....
525227 AE 4	LEHMAN XS TRUST LXS_06-GP2 2.082% 06/2		03/26/2018	Paydown.....		20,890	20,741	16,165	17,162		3,728		3,728		20,890			0	51	06/25/2046	1FM.....
52522D AQ 4	LEHMAN XS TRUST 2.072% 11/25/46...		03/26/2018	Paydown.....		25,857	26,619	21,195	21,941		3,916		3,916		25,857			0	79	11/25/2046	1FM.....
52524V AQ 2	LEHMAN XS TRUST LXS_07-15N 2.772% 08/2		03/26/2018	Paydown.....		71,843	100,230	71,510	73,730		(1,887)		(1,887)		71,843			0	397	08/26/2047	1FM.....
54251P AA 5	LONG BEACH MORTGAGE LOAN TRUST 2.012%		03/26/2018	Paydown.....		67,845	67,845	50,948	51,066		16,780		16,780		67,845			0	125	06/25/2036	1FM.....
59073@ AA 4	MESQUITE POWER LLC 4.640% 12/31/39		03/31/2018	Redemption 100.0000.....		7,219	7,219	7,219	7,219				0		7,219			0	1	12/31/2039	2FE.....
61765N AA 4	MSRR 201-R5 1A 2.072% 10/26/46.....		03/26/2018	Paydown.....		290,142	290,142	272,915	282,069		8,072		8,072		290,142			0	812	10/26/2046	1FM.....
61765N AD 8	MSRR 201-R5 1A 2.072% 10/26/46.....		03/26/2018	Paydown.....		3,272	1,834	1,925	1,925		(1,925)		(1,925)		3,272			0	13	10/26/2046	1FM.....
63860H AD 1	NATIONSTAR HOME EQUITY LOAN TR 2.102%		03/26/2018	Paydown.....		90,002	90,002	79,320	81,719		8,283		8,283		90,002			0	269	03/25/2037	1FM.....
65535V DB 1	NOMURA ASSET ACCEPTANCE CORPOR 5.480%		03/01/2018	Paydown.....		16,007	16,007	15,081	15,033		973		973		16,007			0	196	07/01/2034	1FM.....
665876 B# 4	NORTHERN UTILITIES INC 5.290% 03/02/20		03/02/2018	Redemption 100.0000.....		672,000	672,000	720,154	696,318		(24,318)		(24,318)		672,000			0	17,774	03/02/2020	2.....
66988V AA 6	NOVASTAR HOME EQUITY LOAN NHEL 2.012%		03/26/2018	Paydown.....		11,958	11,958	9,170	9,380		2,578		2,578		11,958			0	19	06/25/2036	1FM.....
693304 AL 1	PECO ENERGY CO 5.35% 3/1/2018 5.350% 0		03/01/2018	Maturity.....		1,000,000	1,000,000	998,320	999,965		35		35		1,000,000			0	26,750	03/01/2018	1FE.....
71656L BT 7	PETROLEOS MEXICANOS 6.750% 09/21/47	C	03/28/2018	Tax Free Exchange.....		398,958	370,000	399,138	399,040		(82)		(82)		398,958			0	12,973	09/21/2047	2FE.....

QE05.3

SCHEDULE D - PART 4

Showing all Long-Term Bonds and Stocks SOLD, REDEEMED or Otherwise DISPOSED OF During Current Quarter

1	2	3	4	5	6	7	8	9	10	Change in Book/Adjusted Carrying Value					16	17	18	19	20	21	22
										11	12	13	14	15							
CUSIP Identification	Description	F o r e i g n	Disposal Date	Name of Purchaser	Number of Shares of Stock	Consideration	Par Value	Actual Cost	Prior Year Book/Adjusted Carrying Value	Unrealized Valuation Increase (Decrease)	Current Year's (Amortization) / Accretion	Current Year's Other-Than-Temporary Impairment Recognized	Total Change in B./A.C.V. (11+12-13)	Total Foreign Exchange Change in B./A.C.V.	Book/Adjusted Carrying Value at Disposal Date	Foreign Exchange Gain (Loss) on Disposal	Realized Gain (Loss) on Disposal	Total Gain (Loss) on Disposal	Bond Interest / Stock Dividends Received During Year	Stated Contractual Maturity Date	NAIC Designation or Market Indicator (a)
74153Q AG 7	PRIDE INTL INC. PRIDE INTERNATIONAL INC		01/26/2018	Call 105.2460.....		73,672	70,000	69,749	69,950		2		2		69,953		47	47	4,350	06/15/2019	4FE.....
751150 AA 1	RESIDENTIAL ACCREDIT LOANS INC 2.083%		03/01/2018	Paydown.....		43,087	47,695	36,041	36,645		6,443		6,443		43,087			0	155	09/01/2046	1FM.....
751150 AD 5	RESIDENTIAL ACCREDIT LOANS INC 2.133%		03/01/2018	Paydown.....		1,885	1,814	1,374	1,420		464		464		1,885			0	8	09/01/2046	1FM.....
75115H AB 2	RESIDENTIAL ACCREDIT LOANS INC 2.072%		03/26/2018	Paydown.....		8,812	8,583	6,319	6,695		2,117		2,117		8,812			0	22	12/26/2036	1FM.....
76116R AA 9	RESMAE MORTGAGE LOAN TRUST 2.272% 02/2		03/26/2018	Paydown.....		15,250	15,250	8,986	8,895		6,355		6,355		15,250			0	55	02/25/2036	1FM.....
779382 AR 1	ROWAN COMPANIES INC 4.750% 01/15/24		03/22/2018	Various.....		1,740,735	2,063,000	2,074,140	2,070,373		(256)		(256)		2,070,116		(329,381)	(329,381)	67,761	01/15/2024	4FE.....
78512* AA 5	S&E REPLACEMENT POWER LLC 4.120% 05/31		03/30/2018	Redemption 100.0000.....		33,043	33,043	33,043	33,043				0		33,043			0	228	05/31/2029	1FE.....
86359D UT 2	LEHMAN XS TRUST LXS_05-5N 2.232% 11/25		03/26/2018	Paydown.....		310	310	235	246		62		62		310			0	1	11/25/2035	1FM.....
86359L QM 4	STRUCTURED ASSET MORTGAGE INVE 3.528%		03/01/2018	Paydown.....		2,167	2,306	1,902	2,046		120		120		2,167			0	17	03/01/2046	1FM.....
86362X AP 3	STRUCTURED ASSET MORTGAGE INVE 2.052%		03/26/2018	Paydown.....		1,308	1,308	1,051	1,108		200		200		1,308			0	3	01/25/2037	1FM.....
86363D AA 9	STRUCTURED ASSET MORTGAGE INVE 2.022%		03/26/2018	Paydown.....		4,179	4,179	3,303	3,503		677		677		4,179			0	11	02/25/2037	1FM.....
86363W AG 4	STRUCTURED ASSET SECURITIES CO 2.052%		03/26/2018	Paydown.....		1,289	1,289	992	1,093		196		196		1,289			0	6	05/25/2037	1FM.....
87277* AA 1	TM1505 LLC TM 1505 5.350% 04/05/23..		03/05/2018	Redemption 100.0000.....		36,683	36,683	40,132	39,508		(2,823)		(2,823)		36,683			0	327	04/05/2023	1.....
89054X AA 3	TOPAZ SOLAR FARMS LLC 5.75% 9/30/2039		03/30/2018	Redemption 100.0000.....		109,932	109,932	109,932	109,932				0		109,932			0	3,160	09/30/2039	2FE.....
909287 AA 2	UAL PASS THROUGH TRUST SERIES UAL Corp C		01/02/2018	Redemption 100.0000.....		27,585	27,585	23,999	25,483		2,101		2,101		27,585			0	915	01/02/2024	3FE.....
92211M AC 7	VANTAGE DATA CENTERS ISSUER LL 4.072%		03/15/2018	Paydown.....		1,250	1,250	1,250					0		1,250			0	4	02/16/2043	1FE.....
92258N AB 1	VELOCITY COMMERCIAL CAPITAL LO 3.534%		03/01/2018	Paydown.....		118,638	118,638	117,465	117,472		1,166		1,166		118,638			0	700	04/01/2046	1FE.....
93364E AE 4	WAMU ASSET-BACKED CERTIFICATES 2.162%		03/26/2018	Paydown.....		494	494	332	344		151		151		494			0	1	05/25/2037	1FM.....
93364E AF 1	WAMU ASSET-BACKED CERTIFICATES 2.122%		03/26/2018	Paydown.....		887	887	628	637		248		248		887			0	3	05/25/2047	1FM.....
94987G AA 2	WELLS FARGO REREMIC TRUST WRFF WFRR 2011		03/01/2018	Paydown.....		69,071	69,071	72,047	72,323		(3,252)		(3,252)		69,071			0	350	09/01/2047	1FE.....
96188# AA 6	WETT HOLDINGS LLC 4.310% 12/18/24		03/31/2018	Redemption 100.0000.....		5,556	5,556	5,556	5,556				0		5,556			0	60	12/18/2024	1FE.....
97806* AG 7	WOLVERINE POWER SUPPLY COOP IN 3.830%		03/10/2018	Redemption 100.0000.....		25,000	25,000	25,000	25,000				0		25,000			0	479	09/10/2045	1.....
98462Y A# 7	YAMANA GOLD INC Yamana Gold Inc 6.970% 1	A	01/29/2018	Call 108.1246.....		4,324,985	4,000,000	4,000,000	4,000,000				0		4,000,000			0	347,444	12/21/2019	2.....

QE054

SCHEDULE D - PART 4

Showing all Long-Term Bonds and Stocks SOLD, REDEEMED or Otherwise DISPOSED OF During Current Quarter

1	2	3	4	5	6	7	8	9	10	Change in Book/Adjusted Carrying Value					16	17	18	19	20	21	22
										11	12	13	14	15							
CUSIP Identification	Description	F o r e i g n	Disposal Date	Name of Purchaser	Number of Shares of Stock	Consideration	Par Value	Actual Cost	Prior Year Book/Adjusted Carrying Value	Unrealized Valuation Increase (Decrease)	Current Year's (Amortization) / Accretion	Current Year's Other-Than-Temporary Impairment Recognized	Total Change in B./A.C.V. (11+12-13)	Total Foreign Exchange Change in B./A.C.V.	Book/Adjusted Carrying Value at Disposal Date	Foreign Exchange Gain (Loss) on Disposal	Realized Gain (Loss) on Disposal	Total Gain (Loss) on Disposal	Bond Interest / Stock Dividends Received During Year	Stated Contractual Maturity Date	NAIC Designation or Market Indicator (a)
L8038* AA 4	SBM BALEIA AZUL SARL 5.500% 09/15/27	D	03/15/2018	Redemption 100.0000.....56,80056,80042,70343,73513,06513,06556,8000781	09/15/2027	3.....
PP1T1F YI 4	PLENARY HEALTH NORTH BAY FINCO 5.306%	..	03/13/2018	Redemption 100.0000.....6,9456,9457,5307,569(537)(537)(72)6,960(15)(15)62	03/13/2040	2FE.....
3899999	Total - Bonds - Industrial and Miscellaneous.....				21,834,85221,310,32522,256,95121,859,9110(99,757)0(99,757)(72)21,761,331(15)(1,016,017)(1,016,032)1,581,152	XXX	XXX
8399997	Total - Bonds - Part 4.....				69,552,12371,585,72072,574,32572,190,1660(284,263)0(284,263)(72)71,907,078(15)(3,444,493)(3,444,508)1,958,561	XXX	XXX
8399999	Total - Bonds.....				69,552,12371,585,72072,574,32572,190,1660(284,263)0(284,263)(72)71,907,078(15)(3,444,493)(3,444,508)1,958,561	XXX	XXX
9999999	Total - Bonds, Preferred and Common Stocks.....				69,552,123	XXX72,574,32572,190,1660(284,263)0(284,263)(72)71,907,078(15)(3,444,493)(3,444,508)1,958,561	XXX	XXX

(a) For all common stock bearing the NAIC market indicator "U" provide: the number of such issues:0.

QE05.5

SCHEDULE DB - PART A - SECTION 1

Showing all Options, Caps, Floors, Collars, Swaps and Forwards Open as of Current Statement Date

1	2	3	4	5	6	7	8	9	10	11	12	13	14	15	16	17	18	19	20	21	22	23	
Description	Description of Item(s) Hedged, Used for Income Generation or Replicated	Schedule / Exhibit Identifier	Type(s) of Risk(s) (a)	Exchange, Counterparty or Central Clearinghouse	Trade Date	Date of Maturity or Expiration	Number of Contracts	Notional Amount	Strike Price, Rate of Index Received (Paid)	Cumulative Prior Year(s) Initial Cost of Premium (Received) Paid	Current Year Initial Cost of Premium (Received) Paid	Current Year Income	Book/Adjusted Carrying Value	Code	Fair Value	Unrealized Valuation Increase (Decrease)	Total Foreign Exchange Change in B./A.C.V.	Current Year's (Amortization) / Accretion	Adjustment to Carrying Value of Hedged Items	Potential Exposure	Credit Quality of Reference Entity	Hedge Effectiveness at Inception and at Year-end (b)	
Purchased Options - Hedging Other - Caps																							
10y USD CMS 10Y/3M CAP ; 2018-CAP-391200	Asset Portfolio.....	D 1.....	Interest Rate	Deutsche Bank AG 7LTWFZYICNSX8D621K86....	02/01/2018	02/05/2028		250,000,000	0.0500		3,317,500		2,355,649		2,355,649	(961,851)						0002.....	
10y USD CMS 10Y/3M CAP ; 2018-CAP-391206	Asset Portfolio.....	D 1.....	Interest Rate	JPMorgan Chase Bank NA 7H6GLXDRUGQFU57RNE97.	02/01/2018	02/05/2028		150,000,000	0.0500		2,160,000		1,413,389		1,413,389	(746,611)						0002.....	
10y USD CMS 10Y/3M CAP ; 2018-CAP-391384	Asset Portfolio.....	D 1.....	Interest Rate	BNP Paribas..... R0MUWSFPU8MPRO8K5P83	02/02/2018	02/06/2028		200,000,000	0.0500		3,111,000		1,887,753		1,887,753	(1,223,247)						0002.....	
10y USD CMS 10Y/3M CAP ; 2018-CAP-391652	Asset Portfolio.....	D 1.....	Interest Rate	BNP Paribas..... R0MUWSFPU8MPRO8K5P83	02/06/2018	02/08/2028		200,000,000	0.0500		2,960,000		1,889,846		1,889,846	(1,070,154)						0002.....	
0109999. Total-Purchased Options-Hedging Other-Caps.....										0	11,548,500	0	7,546,637	XX	7,546,637	(4,001,863)	0	0	0	0	0	XXX	XXX
0149999. Total-Purchased Options-Hedging Other.....										0	11,548,500	0	7,546,637	XX	7,546,637	(4,001,863)	0	0	0	0	0	XXX	XXX
0389999. Total-Purchased Options-Caps.....										0	11,548,500	0	7,546,637	XX	7,546,637	(4,001,863)	0	0	0	0	0	XXX	XXX
0429999. Total-Purchased Options.....										0	11,548,500	0	7,546,637	XX	7,546,637	(4,001,863)	0	0	0	0	0	XXX	XXX
Swaps - Hedging Effective - Foreign Exchange																							
QE06	Currency swap - Rec fixed USD [Pay fixed AUD] ; 2014-FXS-241196	D 1.....	Currency	National Australia Bank Limited F8SB4JFBSYQFRQEH3Z21....	06/11/2014	08/14/2029		469,350	4.5550% [6.2800%]			(827)	85,825		47,386		7,550				7,917	100/100.....	
	Currency swap - Rec fixed USD [Pay fixed AUD] ; 2017-FXS-370990	D 1.....	Currency	Citibank NA..... E57ODZWZ7FF32TWEFA76...	08/02/2017	10/01/2032		4,944,128	3.7775% [4.8570%]			(9,918)	188,418		(162,585)		93,620				94,182	100/100.....	
	Currency swap - Rec fixed USD [Pay fixed AUD] ; 2017-FXS-379134	D 1.....	Currency	Citibank NA..... E57ODZWZ7FF32TWEFA76...	10/17/2017	12/14/2027		4,310,900	4.0880% [4.9700%]			(8,166)	92,125		(136,566)		83,050				67,174	100/100.....	
	Currency swap - Rec fixed USD [Pay fixed AUD] ; 2017-FXS-379136	D 1.....	Currency	Citibank NA..... E57ODZWZ7FF32TWEFA76...	10/17/2017	12/14/2029		1,097,320	4.2020% [5.1700%]			(2,301)	23,450		(43,450)		21,140				18,779	100/100.....	
	Currency swap - Rec fixed USD [Pay fixed CAD] ; 2016-FXS-317938-1	D 1.....	Currency	Citibank NA..... E57ODZWZ7FF32TWEFA76...	04/27/2016	03/13/2040		1,169,841	5.1050% [5.1820%]			(104)	24,182		(14,892)		33,192				27,415	100/100.....	
	Currency swap - Rec fixed USD [Pay fixed CAD] ; 2017-FXS-366174	D 1.....	Currency	Citibank NA..... E57ODZWZ7FF32TWEFA76...	06/20/2017	09/20/2027		5,349,608	3.9430% [3.6800%]			5,214	(157,470)		(192,894)		159,549				82,354	100/100.....	
	Currency swap - Rec fixed USD [Pay fixed EUR] ; 2014-FXS-245685	D 1.....	Currency	Citibank NA..... E57ODZWZ7FF32TWEFA76...	07/25/2014	07/30/2034		2,688,200	5.1000% [3.6010%]			11,091	228,500		59,572		(58,100)				54,336	100/100.....	
	Currency swap - Rec fixed USD [Pay fixed EUR] ; 2014-FXS-263690	D 1.....	Currency	Citibank NA..... E57ODZWZ7FF32TWEFA76...	12/04/2014	02/03/2024		2,721,620	3.8150% [1.9660%]			11,880	15,950		(113,744)		(63,910)				32,912	100/100.....	
	Currency swap - Rec fixed USD [Pay fixed EUR] ; 2014-FXS-263691	D 1.....	Currency	Citibank NA..... E57ODZWZ7FF32TWEFA76...	12/04/2014	02/03/2027		8,300,941	4.0200% [2.2720%]			33,805	48,648		(411,869)		(194,926)				123,486	100/100.....	
	Currency swap - Rec fixed USD [Pay fixed EUR] ; 2017-FXS-367847	D 1.....	Currency	Citibank NA..... E57ODZWZ7FF32TWEFA76...	07/05/2017	09/30/2028		5,089,500	4.6930% [2.5500%]			24,707	(444,825)		(674,193)		(130,725)				82,497	100/100.....	
	Currency swap - Rec fixed USD [Pay fixed EUR] ; 2017-FXS-371081	D 1.....	Currency	Citibank NA..... E57ODZWZ7FF32TWEFA76...	08/03/2017	09/06/2023		4,077,900	3.1550% [1.0500%]			20,507	(165,083)		(297,395)		(100,223)				47,549	100/100.....	
	Currency swap - Rec fixed USD [Pay fixed EUR] ; 2017-FXS-380752	D 1.....	Currency	Citibank NA..... E57ODZWZ7FF32TWEFA76...	11/02/2017	12/15/2027		4,660,800	4.1860% [2.0300%]			23,704	(258,600)		(382,438)		(116,200)				72,636	100/100.....	
	Currency swap - Rec fixed USD [Pay fixed EUR] ; 2017-FXS-382700	D 1.....	Currency	Citibank NA..... E57ODZWZ7FF32TWEFA76...	11/21/2017	02/15/2028		704,100	3.5600% [1.4200%]			1,864	(33,810)		(45,431)		(17,430)				11,069	100/100.....	
	Currency swap - Rec fixed USD [Pay fixed GBP] ; 2013-FXS-201627	D 1.....	Currency	Citibank NA..... E57ODZWZ7FF32TWEFA76...	06/06/2013	07/01/2023		1,551,000	5.9850% [5.5300%]			3,669	148,200		93,336		(50,050)				17,777	100/100.....	
	Currency swap - Rec fixed USD [Pay fixed GBP] ; 2015-FXS-277849	D 1.....	Currency	Citibank NA..... E57ODZWZ7FF32TWEFA76...	04/15/2015	10/15/2035		11,362,890	3.7255% [2.9700%]			23,213	561,330		(378,236)		(385,385)				238,034	100/100.....	

SCHEDULE DB - PART A - SECTION 1

Showing all Options, Caps, Floors, Collars, Swaps and Forwards Open as of Current Statement Date

1	2	3	4	5	6	7	8	9	10	11	12	13	14	15	16	17	18	19	20	21	22	23
Description	Description of Item(s) Hedged, Used for Income Generation or Replicated	Schedule / Exhibit Identifier	Type(s) of Risk(s) (a)	Exchange, Counterparty or Central Clearinghouse	Trade Date	Date of Maturity or Expiration	Number of Contracts	Notional Amount	Strike Price, Rate of Index Received (Paid)	Cumulative Prior Year(s) Initial Cost of Premium (Received) Paid	Current Year Initial Cost of Premium (Received) Paid	Current Year Income	Book/Adjusted Carrying Value	Code	Fair Value	Unrealized Valuation Increase (Decrease)	Total Foreign Exchange Change in B./A.C.V.	Current Year's (Amortization) / Accretion	Adjustment to Carrying Value of Hedged Items	Potential Exposure	Credit Quality of Reference Entity	Hedge Effectiveness at Inception and at Year-end (b)
Currency swap - Rec fixed USD [Pay fixed GBP]; 2015-FXS-278716	G8278*AA9 SOUTH WEST AIRPORTS LIMITED 3.6800 2030-05-15	D 1.....	Currency	Citibank NA..... E57ODZWZ7FF32TWEFA76...	04/24/2015	05/15/2030		1,332,740	4.2675% [3.6800%]			2,721	99,679		5,302		(43,994)			23,210		100/100
Currency swap - Rec fixed USD [Pay fixed GBP]; 2017-FXS-381411	00183FAA3 PFA HOLDING A/S.....	D 1.....	Currency	Citibank NA..... E57ODZWZ7FF32TWEFA76...	11/09/2017	05/31/2033		3,756,680	4.5120% [3.2630%]			10,200	(269,195)		(400,923)		(145,274)			73,178		100/100
Currency swap - Rec fixed USD [Pay fixed GBP]; 2017-FXS-383910	G0446*AA3 ANGEL TRAINS ROLLING STOCK	D 1.....	Currency	Citibank NA..... E57ODZWZ7FF32TWEFA76...	12/04/2017	11/30/2027		2,996,133	4.4350% [3.1500%]			6,421	(128,756)		(226,292)		(112,626)			46,594		100/100
Currency swap - Rec fixed USD [Pay fixed GBP]; 2018-FXS-395153	Pending Settlement - Wadham College.....	N/A.....	Currency	Credit Agricole Corporate and Investment Bank 1VUV7VQFKUQOJSJ21A208...	03/08/2018	06/08/2048		2,081,250	4.1425% [2.6400%]				(22,950)		3,532		(22,950)			57,197		100/100
Currency swap - Rec fixed USD [Pay floating GBP]; 2012-FXS-158753	G2956@AA9 ABP ACQUISITIONS UK LTD.....	D 1.....	Currency	Barclays Bank PLC G5GSEF7VJP5I7OUK5573....	03/16/2012	04/25/2033		3,962,500	6.3010% [GBP LIBOR 6M+3.2810%]			28,994	455,500		593,105		(125,125)			76,936		100/100
0879999. Total-Swaps-Hedging Effective-Foreign Exchange.....										0	0	186,675	491,118	XX	(2,678,674)	0	(1,168,816)	0	0	1,255,234	XXX	XXX
0909999. Total-Swaps-Hedging Effective.....										0	0	186,675	491,118	XX	(2,678,674)	0	(1,168,816)	0	0	1,255,234	XXX	XXX
Swaps - Hedging Other - Foreign Exchange																						
Currency swap - Rec fixed USD [Pay fixed EUR]; 2016-FXS-320430	L4678SAB4 Hanes Brands Inc 3.5% 06/15/2024	D 1.....	Currency	Citibank NA..... E57ODZWZ7FF32TWEFA76...	05/20/2016	06/15/2024		112,210	5.5975% [3.5000%]			490	(17,806)		(17,806)		(2,458)			1,399		0001
Currency swap - Rec fixed USD [Pay fixed EUR]; 2016-FXS-320438	L4678SAB4 Hanes Brands Inc 3.5% 06/15/2024	D 1.....	Currency	Citibank NA..... E57ODZWZ7FF32TWEFA76...	05/20/2016	06/15/2024		224,420	5.5975% [3.5000%]			979	(35,613)		(35,613)		(4,916)			2,797		0001
Currency swap - Rec fixed USD [Pay fixed EUR]; 2017-FXS-362225	G7996#AA8 SEGRO PLC.....	D 1.....	Currency	Citibank NA..... E57ODZWZ7FF32TWEFA76...	05/24/2017	08/17/2027		2,236,000	3.7500% [1.7700%]			9,620	(319,870)		(319,870)		(45,022)			34,252		0001
Currency swap - Rec fixed USD [Pay fixed EUR]; 2018-FXS-391613	X7360WAS1 ROMANIA REPUBLIC OF	D 1.....	Currency	Citibank NA..... E57ODZWZ7FF32TWEFA76...	02/06/2018	02/08/2038		640,536	5.5090% [3.3750%]			2,179	4,040		4,040		3,026			14,278		0001
Currency swap - Rec fixed USD [Pay fixed EUR]; 2018-FXS-391636	XS1768067453 ROMANIA REPUBLIC OF 2.5000 2030-02-08	D 1.....	Currency	Citibank NA..... E57ODZWZ7FF32TWEFA76...	02/06/2018	02/08/2030		615,900	4.7550% [2.5000%]			2,164	(1,949)		(1,949)		(2,924)			10,609		0001
Currency swap - Rec fixed USD [Pay fixed GBP]; 2012-FXS-181874	G6970*AD8 PEEL PORTS PP FINANCE LTD 6.550% 12/10/2037	D 1.....	Currency	Barclays Bank PLC G5GSEF7VJP5I7OUK5573....	11/20/2012	12/10/2037		2,387,400	6.4750% [6.5500%]			4,222	(63,689)		(63,689)		(67,034)			52,995		0001
Currency swap - Rec fixed USD [Pay fixed GBP]; 2013-FXS-217688	Mortgage Loan LN_0000510064.....	B.....	Currency	Citibank NA..... E57ODZWZ7FF32TWEFA76...	12/02/2013	12/05/2033		5,228,800	7.0120% [6.4600%]			19,344	439,376		439,376		(173,308)			103,568		0001
Currency swap - Rec fixed USD [Pay floating GBP]; 2012-FXS-184392	G3225*AB2 Eversholt Rail 5.1% 12/2036.....	D 1.....	Currency	Deutsche Bank AG 7LTFWFZYICNSX8D621K86....	12/12/2012	12/19/2036		6,446,800	5.1500% [GBP LIBOR 6M+2.3300%]			42,713	906,596		906,596		(255,186)			139,519		0001
0939999. Total-Swaps-Hedging Other-Foreign Exchange.....										0	0	81,711	911,084	XX	911,084	(547,822)	(500,261)	0	0	359,417	XXX	XXX
0969999. Total-Swaps-Hedging Other.....										0	0	81,711	911,084	XX	911,084	(547,822)	(500,261)	0	0	359,417	XXX	XXX
1179999. Total-Swaps-Foreign Exchange.....										0	0	268,385	1,402,201	XX	(1,767,591)	(547,822)	(1,669,077)	0	0	1,614,650	XXX	XXX
1209999. Total-Swaps.....										0	0	268,385	1,402,201	XX	(1,767,591)	(547,822)	(1,669,077)	0	0	1,614,650	XXX	XXX
1399999. Total-Hedging Effective.....										0	0	186,675	491,118	XX	(2,678,674)	0	(1,168,816)	0	0	1,255,234	XXX	XXX
1409999. Total-Hedging Other.....										0	11,548,500	81,711	8,457,721	XX	8,457,721	(4,549,685)	(500,261)	0	0	359,417	XXX	XXX
1449999. TOTAL.....										0	11,548,500	268,385	8,948,839	XX	5,779,047	(4,549,685)	(1,669,077)	0	0	1,614,650	XXX	XXX

QE061

SCHEDULE DB - PART A - SECTION 1

Showing all Options, Caps, Floors, Collars, Swaps and Forwards Open as of Current Statement Date

1	2	3	4	5	6	7	8	9	10	11	12	13	14	15	16	17	18	19	20	21	22	23
Description	Description of Item(s) Hedged, Used for Income Generation or Replicated	Schedule / Exhibit Identifier	Type(s) of Risk(s) (a)	Exchange, Counterparty or Central Clearinghouse	Trade Date	Date of Maturity or Expiration	Number of Contracts	Notional Amount	Strike Price, Rate of Index Received (Paid)	Cumulative Prior Year(s) Initial Cost of Premium (Received) Paid	Current Year Initial Cost of Premium (Received) Paid	Current Year Income	Book/Adjusted Carrying Value	Code	Fair Value	Unrealized Valuation Increase (Decrease)	Total Foreign Exchange Change in B./A.C.V.	Current Year's (Amortization) / Accretion	Adjustment to Carrying Value of Hedged Items	Potential Exposure	Credit Quality of Reference Entity	Hedge Effectiveness at Inception and at Year-end (b)

(b)

Code	Financial or Economic Impact of the Hedge at the End of the Reporting Period
0001	Hedges the currency risk of foreign currency denominated assets.
0002	Hedges the interest rate risk of assets.

SCHEDULE DB - PART B - SECTION 1

Futures Contracts Open as of the Current Statement Date

1	2	3	4	5	6	7	8	9	10	11	12	13	14	Highly Effective Hedges			18	19	20	21	22
														15	16	17					
Ticker Symbol	Number of Contracts	Notional Amount	Description	Description of Item(s) Hedged, Used for Income Generation or Replicated	Schedule / Exhibit Identifier	Type(s) of Risk(s) (a)	Date of Maturity or Expiration	Exchange	Trade Date	Transaction Price	Reporting Date Price	Fair Value	Book/Adjusted Carrying Value	Cumulative Variation Margin	Deferred Variation Margin	Change in Variation Margin Gain (Loss) Used to Adjust Basis of Hedged Item	Cumulative Variation Margin for All Other Hedges	Change in Variation Margin Gain (Loss) Recognized in Current Year	Potential Exposure	Hedge Effectiveness at Inception and at Year-end (b)	Value of One (1) Point

NONE

QE07

SCHEDULE DB - PART D - SECTION 1
Counterparty Exposure for Derivative Instruments Open as of Current Statement Date

1 Description of Exchange, Counterparty or Central Clearinghouse	2 Master Agreement (Y or N)	3 Credit Support Annex (Y or N)	4 Fair Value of Acceptable Collateral	Book Adjusted Carrying Value			Fair Value			11 Potential Exposure	12 Off-Balance Sheet Exposure	
				5 Contracts with Book/Adjusted Carrying Value > 0	6 Contracts with Book/Adjusted Carrying Value < 0	7 Exposure Net of Collateral	8 Contracts with Fair Value > 0	9 Contracts with Fair Value < 0	10 Exposure Net of Collateral			
NAIC 1 Designation												
Barclays Bank PLC.....	G5GSEF7VJP5I7OUK5573...	Y.....	Y.....524,000455,500(63,689)0593,105(63,689)5,416129,9310
BNP Paribas.....	R0MUWSFPU8MPRO8K5P83	Y.....	Y.....4,730,0003,777,599003,777,5990000
Citibank NA.....	E57ODZWZ7FF32TWEFA76	Y.....	Y.....1,873,8971,873,897(1,832,977)40,920601,625(3,856,145)01,280,0861,280,086
Credit Agricole Corporate and Investment Bank.....	1VUV7VQFKUOQSJ21A208.	Y.....	Y.....(22,950)03,5323,53257,19734,247
Deutsche Bank AG.....	7LTWFZYICNSX8D621K86..	Y.....	Y.....3,810,0003,262,244003,262,24400139,5190
JPMorgan Chase Bank NA.....	7H6GLXDRUGQFU57RNE97	Y.....	Y.....1,930,0001,413,389001,413,3890000
National Australia Bank Limited.....	F8SB4JFBSYQFRQE3Z21.	Y.....	Y.....85,82585,82547,38647,3867,9177,917
Goldman Sachs International.....	W22LROWP2HZNB6K528	Y.....	Y.....5,220,0000-000
0299999. Total NAIC 1 Designation.....			16,214,00010,868,455(1,919,616)126,7459,698,882(3,919,835)56,3341,614,6501,322,250
0999999. Gross Totals.....			16,214,00010,868,455(1,919,616)126,7459,698,882(3,919,835)56,3341,614,6501,322,250
1. Offset per SSAP No. 64.....												
2. Net after right of offset per SSAP No. 64.....				10,868,455(1,919,616)						

QE08

SCHEDULE DB - PART D - SECTION 2

Collateral for Derivative Instruments Open as of Current Statement Date

1 Exchange, Counterparty or Central Clearinghouse	2 Type of Asset Pledged	3 CUSIP Identification	4 Description	5 Fair Value	6 Par Value	7 Book/Adjusted Carrying Value	8 Maturity Date	9 Type of Margin (I, V or IV)
Collateral Pledged by Reporting Entity								
Citibank NA.....	E57ODZWZ7FF32TWEFA76..	Treasury	912810 QU 5 UNITED STATES TREASURY	419,449	406,000	393,297	02/15/2042.	V.....
0199999. Totals.....				419,449	406,000	393,297	XXX	XXX
Collateral Pledged to Reporting Entity								
Barclays Bank PLC.....	G5GSEF7VJP5I7OUK5573....	Cash.....	Cash	524,000	524,000	XXX		V.....
BNP Paribas.....	R0MUWSFPU8MPRO8K5P83	Cash.....	Cash	4,730,000	4,730,000	XXX		V.....
Deutsche Bank AG.....	7LTWFZYICNSX8D621K86...	Cash.....	Cash	3,810,000	3,810,000	XXX		V.....
Goldman Sachs International.....	W22LROWP2IHZNBB6K528..	Cash.....	Cash	5,220,000	5,220,000	XXX		V.....
JPMorgan Chase Bank NA.....	7H6GLXDRUGQFU57RNE97.	Cash.....	Cash	1,930,000	1,930,000	XXX		V.....
0299999. Totals.....				16,214,000	16,214,000	XXX	XXX	XXX

QE09

**SCHEDULE DL - PART 1
SECURITIES LENDING COLLATERAL ASSETS**

Reinvested Collateral Assets Owned Current Statement Date

(Securities lending collateral assets reported in aggregate on Line 10 of the Assets page and not included on Schedules A, B, BA, D, DB and E)

1	2	3	4	5	6	7
CUSIP Identification	Description	Code	NAIC Designation / Market Indicator	Fair Value	Book/Adjusted Carrying Value	Maturity Date

General Interrogatories:

1. The activity for the year: Fair Value \$.....0 Book/Adjusted Carrying Value \$.....0
2. Average balance for the year: Fair Value \$.....0 Book/Adjusted Carrying Value \$.....0
3. Reinvested securities lending collateral assets book/adjusted carrying value included in this schedule by NAIC designation:
 NAIC 1: \$.....0 NAIC 2: \$.....0 NAIC 3: \$.....0 NAIC 4: \$.....0 NAIC 5: \$.....0 NAIC 6: \$.....0

NONE

**SCHEDULE DL - PART 2
SECURITIES LENDING COLLATERAL ASSETS**

Reinvested Collateral Assets Owned Current Statement Date

(Securities lending collateral assets included on Schedules A, B, BA, D, DB and E and not reported in aggregate on Line 10 of the Assets page)

1	2	3	4	5	6	7
CUSIP Identification	Description	Code	NAIC Designation / Market Indicator	Fair Value	Book/Adjusted Carrying Value	Maturity Date

General Interrogatories:

1. The activity for the year: Fair Value \$.....0 Book/Adjusted Carrying Value \$.....0
2. Average balance for the year: Fair Value \$.....0 Book/Adjusted Carrying Value \$.....0

NONE

Statement as of March 31, 2018 of the **BrightHouse Life Insurance Company of NY**
SCHEDULE E - PART 1 - CASH

Month End Depository Balances

1 Depository	2 Code	3 Rate of Interest	4 Amount of Interest Received During Current Quarter	5 Amount of Interest Accrued at Current Statement Date	Book Balance at End of Each Month During Current Quarter			9 *
					6 First Month	7 Second Month	8 Third Month	
Open Depositories								
JPMorgan Chase Bank, NA..... New York, NY.....					4,159,265	14,719,932	21,686,211	XXX
Wells Fargo..... San Francisco, CA.....					337,020	337,020	338,353	XXX
0199998. Deposits in1 depositories that do not exceed the allowable limit in any one depository (see Instructions) - Open Depositories.....	XXX	XXX			20,000	24,405	(5,263)	XXX
0199999. Total Open Depositories.....	XXX	XXX	0	0	4,516,285	15,081,357	22,019,301	XXX
0399999. Total Cash on Deposit.....	XXX	XXX	0	0	4,516,285	15,081,357	22,019,301	XXX
0599999. Total Cash.....	XXX	XXX	0	0	4,516,285	15,081,357	22,019,301	XXX

SCHEDULE E - PART 2 - CASH EQUIVALENTS

Show Investments Owned End of Current Quarter

1	2	3	4	5	6	7	8	9
CUSIP	Description	Code	Date Acquired	Rate of Interest	Maturity Date	Book/Adjusted Carrying Value	Amount of Interest Due & Accrued	Amount Received During Year
U.S. Government Bonds - Issuer Obligations								
	UNITED STATES TREASURY.....		03/28/2018.....		04/05/2018.....	22,995,707		12,163
	UNITED STATES TREASURY.....		03/27/2018.....		04/19/2018.....	9,991,358		2,445
	UNITED STATES TREASURY.....		02/16/2018.....		05/03/2018.....	17,975,821		36,396
0199999.	U.S. Government Bonds - Issuer Obligations.....					50,962,886	.0	51,005
0599999.	Total - U.S. Government Bonds.....					50,962,886	.0	51,005
Total Bonds								
7799999.	Subtotals - Issuer Obligations.....					50,962,886	.0	51,005
8399999.	Subtotals - Bonds.....					50,962,886	.0	51,005
8899999.	Total - Cash Equivalents.....					50,962,886	.0	51,005

QE13