

QUARTERLY STATEMENT

OF THE

**FIRST METLIFE INVESTORS
INSURANCE COMPANY**

OF THE STATE OF

NEW YORK

TO THE

INSURANCE DEPARTMENT

OF THE

STATE OF

FOR THE QUARTER ENDED
SEPTEMBER 30, 2016

LIFE AND ACCIDENT AND HEALTH

2016



LIFE AND ACCIDENT AND HEALTH COMPANIES – ASSOCIATION EDITION

QUARTERLY STATEMENT

AS OF SEPTEMBER 30, 2016
OF THE CONDITION AND AFFAIRS OF THE

FIRST METLIFE INVESTORS INSURANCE COMPANY

NAIC Group Code 0241 (Current) 0241 (Prior) NAIC Company Code 60992 Employer's ID Number 13-3690700

Organized under the Laws of New York State of Domicile or Port of Entry New York
County of Domicile United States of America
Incorporated/Organized 12/31/1992 Commenced Business 03/12/1993
Statutory Home Office 200 Park Avenue (Street and Number) New York, NY 10166-0188 (City or Town, State and Zip Code)
Main Administrative Office 200 Park Avenue (Street and Number) New York, NY 10166-0188 (City or Town, State and Zip Code) 212-578-2211 (Area Code) (Telephone Number)
Mail Address 18210 Crane Nest Drive, 3rd Floor (Street and Number or P.O. Box) Tampa, FL 33647 (City or Town, State and Zip Code)
Primary Location of Books and Records 200 Park Avenue (Street and Number) New York, NY 10166-0188 (City or Town, State and Zip Code) 212-578-2211 (Area Code) (Telephone Number)
Internet Web Site Address www.metlife.com
Statutory Statement Contact Richard Andrew Stevens (Name) 813-983-4100 (Area Code) (Telephone Number)
rstevens@metlife.com (E-mail Address) 813-983-4404 (Fax Number)

OFFICERS

Chairman of the Board, President and Chief Executive Officer KIERAN ROLAND MULLINS #
Vice President and Secretary DANIEL BURT ARRINGTON #
Chief Accounting Officer
Vice President and Treasurer JIN nmn CHANG #

OTHER

LYNN ANN DUMAIS #
Vice President and Chief Financial Officer

DIRECTORS OR TRUSTEES

NORSE NOVAR BLAZZARD FRANK nmn CASSANDRA # KUMAR nmn DAS GUPTA
ROBERT LANG DAVIDOW RICHARD ANDREW HEMMINGS STEPHEN MYLES KESSLER
LISA STELLA KUKLINSKI DINA ROSALIND LUMERMAN KIERAN ROLAND MULLINS
RICHARD CARL PEARSON THOMAS ANTHONY PRICE THOMAS JOHN SKELLY
ERIC THOMAS STEIGERWALT

State of North Carolina }
County of Mecklenburg } SS

The officers of this reporting entity being duly sworn, each depose and say that they are the described officers of said reporting entity, and that on the reporting period stated above, all of the herein described assets were the absolute property of the said reporting entity, free and clear from any liens or claims thereon, except as herein stated, and that this statement, together with related exhibits, schedules and explanations therein contained, annexed or referred to, is a full and true statement of all the assets and liabilities and of the condition and affairs of the said reporting entity as of the reporting period stated above, and of its income and deductions there from for the period ended, and have been completed in accordance with the NAIC Quarterly Statement Instructions and Accounting Practices and Procedures manual except to the extent that; (1) state law may differ; or, (2) that state rules or regulations require differences in reporting not related to accounting practices and procedures, according to the best of their information, knowledge and belief, respectively. Furthermore, the scope of this attestation by the described officers also includes the related corresponding electronic filing with the NAIC, when required, that is an exact copy (except for formatting differences due to electronic filing) of the enclosed statement. The electronic filing may be requested by various regulators in lieu of or in addition to the enclosed statement.

[Signature of Kieran Roland Mullins]
KIERAN ROLAND MULLINS #
Chairman of the Board, President and Chief Executive Officer

[Signature of Daniel Burt Arrington]
DANIEL BURT ARRINGTON #
Vice President and Secretary

Subscribed and sworn to before me this
21 day of October, 2016.

Subscribed and sworn to before me this
21 day of October, 2016.

[Signature of Theresa Kelleher]
Notary for Mullins
exp 2/27/17

[Signature of Theresa Kelleher]
Notary for Arrington
exp 2/27/17



- a. Is this an original filing? Yes [X] No []
b. If no,
1. State the amendment number
2. Date filed
3. Number of pages attached

ASSETS

	Current Statement Date			4 December 31 Prior Year Net Admitted Assets
	1 Assets	2 Nonadmitted Assets	3 Net Admitted Assets (Cols. 1 - 2)	
1. Bonds.....	1,143,329,226		1,143,329,226	1,077,947,279
2. Stocks:				
2.1 Preferred stocks.....			0	
2.2 Common stocks.....			0	
3. Mortgage loans on real estate:				
3.1 First liens.....	134,766,699		134,766,699	133,976,602
3.2 Other than first liens.....	8,000,000		8,000,000	8,000,000
4. Real estate:				
4.1 Properties occupied by the company (less \$.....0 encumbrances).....			0	
4.2 Properties held for the production of income (less \$.....0 encumbrances).....			0	
4.3 Properties held for sale (less \$.....0 encumbrances).....			0	
5. Cash (\$.....1,814,663), cash equivalents (\$.....11,996,323) and short-term investments (\$.....30,463,313).....	44,274,299		44,274,299	22,359,948
6. Contract loans (including \$.....0 premium notes).....			0	
7. Derivatives.....	8,331,830		8,331,830	3,965,491
8. Other invested assets.....	6,094,513		6,094,513	0
9. Receivables for securities.....	724,690		724,690	28,156
10. Securities lending reinvested collateral assets.....			0	
11. Aggregate write-ins for invested assets.....	115,708	0	115,708	69,140
12. Subtotals, cash and invested assets (Lines 1 to 11).....	1,345,636,965	0	1,345,636,965	1,246,346,616
13. Title plants less \$.....0 charged off (for Title insurers only).....			0	
14. Investment income due and accrued.....	11,156,312	656	11,155,656	9,315,742
15. Premiums and considerations:				
15.1 Uncollected premiums and agents' balances in the course of collection.....	987,409	2,811	984,598	1,323,436
15.2 Deferred premiums, agents' balances and installments booked but deferred and not yet due (including \$.....0 earned but unbilled premiums).....	(7,775,765)		(7,775,765)	(6,143,091)
15.3 Accrued retrospective premiums (\$.....0) and contracts subject to redetermination (\$.....0).....			0	
16. Reinsurance:				
16.1 Amounts recoverable from reinsurers.....	15,658,324		15,658,324	11,227,403
16.2 Funds held by or deposited with reinsured companies.....			0	
16.3 Other amounts receivable under reinsurance contracts.....	9,803,496		9,803,496	35,449,206
17. Amounts receivable relating to uninsured plans.....			0	
18.1 Current federal and foreign income tax recoverable and interest thereon.....			0	1,682,226
18.2 Net deferred tax asset.....	84,573,164	82,034,516	2,538,648	2,548,415
19. Guaranty funds receivable or on deposit.....	2,573,772		2,573,772	4,119,864
20. Electronic data processing equipment and software.....	7,049,580	7,049,580	0	
21. Furniture and equipment, including health care delivery assets (\$.....0).....			0	
22. Net adjustment in assets and liabilities due to foreign exchange rates.....			0	
23. Receivables from parent, subsidiaries and affiliates.....	4,052,227		4,052,227	3,439,317
24. Health care (\$.....0) and other amounts receivable.....			0	
25. Aggregate write-ins for other than invested assets.....	12,743,967	128,445	12,615,522	13,789,150
26. Total assets excluding Separate Accounts, Segregated Accounts and Protected Cell Accounts (Lines 12 through 25).....	1,486,459,451	89,216,008	1,397,243,443	1,323,098,284
27. From Separate Accounts, Segregated Accounts and Protected Cell Accounts.....	4,840,473,599		4,840,473,599	4,792,139,901
28. Total (Lines 26 and 27).....	6,326,933,050	89,216,008	6,237,717,042	6,115,238,185

DETAILS OF WRITE-INS

1101. Deposits in connection with investments.....	115,708		115,708	69,140
1102.....			0	
1103.....			0	
1198. Summary of remaining write-ins for Line 11 from overflow page.....	0	0	0	0
1199. Totals (Lines 1101 thru 1103 plus 1198) (Line 11 above).....	115,708	0	115,708	69,140
2501. Advance ceded premiums.....	12,425,080		12,425,080	12,020,553
2502. Miscellaneous.....	318,887	128,445	190,442	1,768,597
2503.....			0	
2598. Summary of remaining write-ins for Line 25 from overflow page.....	0	0	0	0
2599. Totals (Lines 2501 thru 2503 plus 2598) (Line 25 above).....	12,743,967	128,445	12,615,522	13,789,150

LIABILITIES, SURPLUS AND OTHER FUNDS

	1 Current Statement Date	2 December 31 Prior Year
1. Aggregate reserve for life contracts \$.....883,171,239 less \$.....0 included in Line 6.3 (including \$.....0 Modco Reserve).....	883,171,239	834,912,020
2. Aggregate reserve for accident and health contracts (including \$.....0 Modco Reserve).....		
3. Liability for deposit-type contracts (including \$.....0 Modco Reserve).....	16,112,866	15,497,449
4. Contract claims:		
4.1 Life.....	809,525	486,796
4.2 Accident and health.....		
5. Policyholders' dividends \$.....0 and coupons \$.....0 due and unpaid.....		
6. Provision for policyholders' dividends and coupons payable in following calendar year - estimated amounts:		
6.1 Dividends apportioned for payment (including \$.....0 Modco).....		
6.2 Dividends not yet apportioned (including \$.....0 Modco).....		
6.3 Coupons and similar benefits (including \$.....0 Modco).....		
7. Amount provisionally held for deferred dividend policies not included in Line 6.....		
8. Premiums and annuity considerations for life and accident and health contracts received in advance less \$.....0 discount; including \$.....0 accident and health premiums.....	872,453	891,602
9. Contract liabilities not included elsewhere:		
9.1 Surrender values on canceled contracts.....		
9.2 Provision for experience rating refunds, including the liability of \$.....0 accident and health experience rating refunds of which \$.....0 is for medical loss ratio rebate per the Public Health Service Act.....		
9.3 Other amounts payable on reinsurance, including \$.....0 assumed and \$.....29,876,538 ceded.....	29,876,538	33,206,756
9.4 Interest Maintenance Reserve.....	2,953	1,277,493
10. Commissions to agents due or accrued - life and annuity contracts \$.....1,339,131, accident and health \$.....0 and deposit-type contract funds \$.....0.....	1,339,131	4,188,515
11. Commissions and expense allowances payable on reinsurance assumed.....		
12. General expenses due or accrued.....	775,932	681,544
13. Transfers to Separate Accounts due or accrued (net) (including \$.....(55,142,111) accrued for expense allowances recognized in reserves, net of reinsured allowances).....	(55,143,915)	(66,255,431)
14. Taxes, licenses and fees due or accrued, excluding federal income taxes.....	431,485	588,262
15.1 Current federal and foreign income taxes, including \$.....0 on realized capital gains (losses).....	1,389,765	0
15.2 Net deferred tax liability.....		
16. Unearned investment income.....	0	712
17. Amounts withheld or retained by company as agent or trustee.....	37,247	112,625
18. Amounts held for agents' account, including \$.....0 agents' credit balances.....		
19. Remittances and items not allocated.....	841,659	70,461
20. Net adjustment in assets and liabilities due to foreign exchange rates.....		
21. Liability for benefits for employees and agents if not included above.....		
22. Borrowed money \$.....0 and interest thereon \$.....0.....		
23. Dividends to stockholders declared and unpaid.....		
24. Miscellaneous liabilities:		
24.01 Asset valuation reserve.....	8,923,715	7,173,434
24.02 Reinsurance in unauthorized and certified (\$.....0) companies.....	174,679	189,501
24.03 Funds held under reinsurance treaties with unauthorized and certified (\$.....0) reinsurers.....	170,498,631	162,391,647
24.04 Payable to parent, subsidiaries and affiliates.....	310	1,194,844
24.05 Drafts outstanding.....		
24.06 Liability for amounts held under uninsured plans.....		
24.07 Funds held under coinsurance.....		
24.08 Derivatives.....	510	0
24.09 Payable for securities.....	690,999	0
24.10 Payable for securities lending.....		
24.11 Capital notes \$.....0 and interest thereon \$.....0.....		
25. Aggregate write-ins for liabilities.....	9,190,891	5,815,353
26. Total liabilities excluding Separate Accounts business (Lines 1 to 25).....	1,069,996,613	1,002,423,583
27. From Separate Accounts statement.....	4,840,473,599	4,792,139,901
28. Total liabilities (Lines 26 and 27).....	5,910,470,212	5,794,563,484
29. Common capital stock.....	2,000,000	2,000,000
30. Preferred capital stock.....		
31. Aggregate write-ins for other-than-special surplus funds.....	0	0
32. Surplus notes.....		
33. Gross paid in and contributed surplus.....	320,327,949	320,327,949
34. Aggregate write-ins for special surplus funds.....	0	0
35. Unassigned funds (surplus).....	4,918,881	(1,653,248)
36. Less treasury stock, at cost:		
36.10.000 shares common (value included in Line 29 \$.....0).....		
36.20.000 shares preferred (value included in Line 30 \$.....0).....		
37. Surplus (Total Lines 31 + 32 + 33 + 34 + 35 - 36) (including \$.....0 in Separate Accounts Statement).....	325,246,830	318,674,701
38. Totals of Lines 29, 30 and 37.....	327,246,830	320,674,701
39. Totals of Lines 28 and 38 (Page 2, Line 28, Col. 3).....	6,237,717,042	6,115,238,185

DETAILS OF WRITE-INS

2501. Cash collateral on derivatives.....	7,450,000	3,300,000
2502. Miscellaneous.....	1,740,891	2,515,353
2503.		
2598. Summary of remaining write-ins for Line 25 from overflow page.....	0	0
2599. Totals (Lines 2501 thru 2503 plus 2598) (Line 25 above).....	9,190,891	5,815,353
3101.		
3102.		
3103.		
3198. Summary of remaining write-ins for Line 31 from overflow page.....	0	0
3199. Totals (Lines 3101 thru 3103 plus 3198) (Line 31 above).....	0	0
3401.		
3402.		
3403.		
3498. Summary of remaining write-ins for Line 34 from overflow page.....	0	0
3499. Totals (Lines 3401 thru 3403 plus 3498) (Line 34 above).....	0	0

SUMMARY OF OPERATIONS

	1 Current Year to Date	2 Prior Year to Date	3 Prior Year Ended December 31
1. Premiums and annuity considerations for life and accident and health contracts.....	35,310,173	38,843,545	53,866,064
2. Considerations for supplementary contracts with life contingencies.....	3,344,937	3,736,102	3,946,920
3. Net investment income.....	40,220,084	40,451,608	53,250,182
4. Amortization of Interest Maintenance Reserve (IMR).....	116,600	160,596	245,383
5. Separate Accounts net gain from operations excluding unrealized gains or losses.....			
6. Commissions and expense allowances on reinsurance ceded.....	14,817,629	12,898,537	18,462,791
7. Reserve adjustments on reinsurance ceded.....	(202,891,795)	(207,714,399)	(265,949,338)
8. Miscellaneous Income:			
8.1 Income from fees associated with investment management, administration and contract guarantees from Separate Accounts.....	87,628,827	92,598,848	122,559,365
8.2 Charges and fees for deposit-type contracts.....	5,670	164,063	178,218
8.3 Aggregate write-ins for miscellaneous income.....	20,422,987	22,233,148	31,072,376
9. Totals (Lines 1 to 8.3).....	(1,024,888)	3,372,048	17,631,961
10. Death benefits.....	3,107,182	3,229,290	3,768,052
11. Matured endowments (excluding guaranteed annual pure endowments).....			
12. Annuity benefits.....	23,781,266	21,492,963	29,102,644
13. Disability benefits and benefits under accident and health contracts.....	2,916	2,520	2,520
14. Coupons, guaranteed annual pure endowments and similar benefits.....			
15. Surrender benefits and withdrawals for life contracts.....	27,163,286	29,529,492	40,618,590
16. Group conversions.....			
17. Interest and adjustments on contract or deposit-type contract funds.....	646,823	(50,790)	107,011
18. Payments on supplementary contracts with life contingencies.....	998,805	821,838	1,178,136
19. Increase in aggregate reserves for life and accident and health contracts.....	48,259,219	60,260,812	73,622,670
20. Totals (Lines 10 to 19).....	103,959,497	115,286,125	148,399,623
21. Commissions on premiums, annuity considerations and deposit-type contract funds (direct business only).....	22,900,356	25,534,828	33,587,400
22. Commissions and expense allowances on reinsurance assumed.....			
23. General insurance expenses.....	25,155,221	27,534,808	36,453,808
24. Insurance taxes, licenses and fees, excluding federal income taxes.....	2,258,353	2,161,585	3,851,486
25. Increase in loading on deferred and uncollected premiums.....	33,700	(24,210)	24,714
26. Net transfers to or (from) Separate Accounts net of reinsurance.....	(175,257,015)	(176,824,227)	(225,949,551)
27. Aggregate write-ins for deductions.....	6,120,165	6,762,676	10,053,234
28. Totals (Lines 20 to 27).....	(14,829,723)	431,585	6,420,714
29. Net gain from operations before dividends to policyholders and federal income taxes (Line 9 minus Line 28).....	13,804,835	2,940,463	11,211,247
30. Dividends to policyholders.....			
31. Net gain from operations after dividends to policyholders and before federal income taxes (Line 29 minus Line 30).....	13,804,835	2,940,463	11,211,247
32. Federal and foreign income taxes incurred (excluding tax on capital gains).....	3,846,243	(6,274,560)	(5,738,283)
33. Net gain from operations after dividends to policyholders and federal income taxes and before realized capital gains or (losses) (Line 31 minus Line 32).....	9,958,592	9,215,023	16,949,530
34. Net realized capital gains (losses) (excluding gains (losses) transferred to the IMR) less capital gains tax of \$.....(150,746) (excluding taxes of \$.....(623,506) transferred to the IMR).....	(216,430)	260,833	244,392
35. Net income (Line 33 plus Line 34).....	9,742,162	9,475,856	17,193,922
CAPITAL AND SURPLUS ACCOUNT			
36. Capital and surplus, December 31, prior year.....	320,674,701	297,447,214	297,447,214
37. Net income (Line 35).....	9,742,162	9,475,856	17,193,922
38. Change in net unrealized capital gains (losses) less capital gains tax of \$.....345,108.....	640,998	592,873	620,871
39. Change in net unrealized foreign exchange capital gain (loss).....	(80)	(654,322)	(355,093)
40. Change in net deferred income tax.....	1,060,993	(1,801,010)	(2,814,137)
41. Change in nonadmitted assets.....	2,303,734	4,243,581	8,290,632
42. Change in liability for reinsurance in unauthorized and certified companies.....	14,822	(203,554)	(48,005)
43. Change in reserve on account of change in valuation basis, (increase) or decrease.....	0	0	361,602
44. Change in asset valuation reserve.....	(1,750,281)	(1,929,713)	(2,506,517)
45. Change in treasury stock.....			
46. Surplus (contributed to) withdrawn from Separate Accounts during period.....			
47. Other changes in surplus in Separate Accounts Statement.....			
48. Change in surplus notes.....			
49. Cumulative effect of changes in accounting principles.....			
50. Capital changes:			
50.1 Paid in.....			
50.2 Transferred from surplus (Stock Dividend).....			
50.3 Transferred to surplus.....			
51. Surplus adjustment:			
51.1 Paid in.....			
51.2 Transferred to capital (Stock Dividend).....			
51.3 Transferred from capital.....			
51.4 Change in surplus as a result of reinsurance.....	(5,440,219)	(5,440,219)	(7,253,625)
52. Dividends to stockholders.....			
53. Aggregate write-ins for gains and losses in surplus.....	0	8,091,029	9,737,837
54. Net change in capital and surplus (Lines 37 through 53).....	6,572,129	12,374,521	23,227,487
55. Capital and surplus as of statement date (Lines 36 + 54).....	327,246,830	309,821,735	320,674,701
DETAILS OF WRITE-INS			
08.301. Management and service fee income.....	17,566,794	19,191,190	25,664,280
08.302. Miscellaneous.....	2,856,193	3,041,958	5,408,096
08.303.			
08.398. Summary of remaining write-ins for Line 8.3 from overflow page.....	0	0	0
08.399. Totals (Lines 08.301 thru 08.303 plus 08.398) (Line 8.3 above).....	20,422,987	22,233,148	31,072,376
2701. Interest credited to reinsurer.....	4,656,575	5,299,087	8,101,781
2702. VODA amortization expense.....	1,463,590	1,463,589	1,951,453
2703.			
2798. Summary of remaining write-ins for Line 27 from overflow page.....	0	0	0
2799. Totals (Lines 2701 thru 2703 plus 2798) (Line 27 above).....	6,120,165	6,762,676	10,053,234
5301. Prior period adjustment.....	0	8,091,029	9,737,837
5302.			
5303.			
5398. Summary of remaining write-ins for Line 53 from overflow page.....	0	0	0
5399. Totals (Lines 5301 thru 5303 plus 5398) (Line 53 above).....	0	8,091,029	9,737,837

CASH FLOW

	1 Current Year to Date	2 Prior Year To Date	3 Prior Year Ended December 31
CASH FROM OPERATIONS			
1. Premiums collected net of reinsurance.....	36,713,244	64,678,819	78,077,392
2. Net investment income.....	36,477,638	35,733,196	50,257,721
3. Miscellaneous income.....	142,616,918	126,734,224	148,603,984
4. Total (Lines 1 through 3).....	215,807,800	227,146,239	276,939,097
5. Benefit and loss related payments.....	262,614,905	267,208,238	341,761,084
6. Net transfers to Separate Accounts, Segregated Accounts and Protected Cell Accounts.....	(186,368,531)	(195,572,880)	(249,160,433)
7. Commissions, expenses paid and aggregate write-ins for deductions.....	55,025,460	58,450,994	81,587,756
8. Dividends paid to policyholders.....	0	(860)	(860)
9. Federal and foreign income taxes paid (recovered) net of \$.....0 tax on capital gains (losses).....	0	71,643,292	75,204,157
10. Total (Lines 5 through 9).....	131,271,834	201,728,784	249,391,704
11. Net cash from operations (Line 4 minus Line 10).....	84,535,966	25,417,455	27,547,393
CASH FROM INVESTMENTS			
12. Proceeds from investments sold, matured or repaid:			
12.1 Bonds.....	87,254,210	317,804,878	377,049,236
12.2 Stocks.....	183,297	0	0
12.3 Mortgage loans.....	21,466,722	13,084,330	17,336,509
12.4 Real estate.....			
12.5 Other invested assets.....	0	6,250,000	19,999,999
12.6 Net gains or (losses) on cash, cash equivalents and short-term investments.....	144,330	911,711	393,219
12.7 Miscellaneous proceeds.....	9,207,561	8,936,260	3,152,972
12.8 Total investment proceeds (Lines 12.1 to 12.7).....	118,256,120	346,987,179	417,931,935
13. Cost of investments acquired (long-term only):			
13.1 Bonds.....	162,069,930	295,007,777	384,930,553
13.2 Stocks.....			
13.3 Mortgage loans.....	22,783,636	40,872,220	59,014,237
13.4 Real estate.....			
13.5 Other invested assets.....			
13.6 Miscellaneous applications.....	5,198,468	4,129,663	(151,556)
13.7 Total investments acquired (Lines 13.1 to 13.6).....	190,052,034	340,009,660	443,793,234
14. Net increase or (decrease) in contract loans and premium notes.....			
15. Net cash from investments (Line 12.8 minus Line 13.7 and Line 14).....	(71,795,914)	6,977,519	(25,861,299)
CASH FROM FINANCING AND MISCELLANEOUS SOURCES			
16. Cash provided (applied):			
16.1 Surplus notes, capital notes.....			
16.2 Capital and paid in surplus, less treasury stock.....			
16.3 Borrowed funds.....			
16.4 Net deposits on deposit-type contracts and other insurance liabilities.....	615,417	812,481	220,725
16.5 Dividends to stockholders.....			
16.6 Other cash provided (applied).....	8,558,882	(13,320,993)	1,328,921
17. Net cash from financing and miscellaneous sources (Lines 16.1 through 16.4 minus Line 16.5 plus Line 16.6).....	9,174,299	(12,508,512)	1,549,646
RECONCILIATION OF CASH, CASH EQUIVALENTS AND SHORT-TERM INVESTMENTS			
18. Net change in cash, cash equivalents and short-term investments (Line 11 plus Line 15 plus Line 17).....	21,914,351	19,886,462	3,235,740
19. Cash, cash equivalents and short-term investments:			
19.1 Beginning of year.....	22,359,948	19,124,208	19,124,208
19.2 End of period (Line 18 plus Line 19.1).....	44,274,299	39,010,670	22,359,948
Note: Supplemental disclosures of cash flow information for non-cash transactions:			
20.0001 Security exchanges.....	14,846,732	15,391,447	35,220,241
20.0002 Transfer of assets from bonds to other invested assets.....	6,097,008	0	0
20.0003 Mortgage loan refinancing.....	2,840,625	0	0
20.0004 Capitalized interest on bonds.....	608,374	276,882	418,967
20.0005 Bonds sold in exchange for common stock.....	177,450	0	0
20.0006 Transfer of assets from other invested assets to mortgages.....	0	0	13,750,000

EXHIBIT 1

DIRECT PREMIUMS AND DEPOSIT-TYPE CONTRACTS

	1 Current Year To Date	2 Prior Year To Date	3 Prior Year Ended December 31
1. Industrial life.....			
2. Ordinary life insurance.....	65,448,337	68,289,691	92,474,857
3. Ordinary individual annuities.....	87,237,681	98,200,440	131,633,412
4. Credit life (group and individual).....			
5. Group life insurance.....			
6. Group annuities.....			
7. A&H - group.....			
8. A&H - credit (group and individual).....			
9. A&H - other.....			
10. Aggregate of all other lines of business.....	0	0	0
11. Subtotal.....	152,686,018	166,490,131	224,108,269
12. Deposit-type contracts.....	170,000	525,230	525,230
13. Total.....	152,856,018	167,015,361	224,633,499

DETAILS OF WRITE-INS

1001.			
1002.			
1003.			
1098. Summary of remaining write-ins for Line 10 from overflow page.....	0	0	0
1099. Total (Lines 1001 thru 1003 plus 1098) (Line 10 above).....	0	0	0

NOTES TO THE FINANCIAL STATEMENTS**1. Summary of Significant Accounting Policies****A. Accounting Practices**

First MetLife Investors Insurance Company (the “Company”) presents the accompanying financial statements on the basis of accounting practices prescribed or permitted (“NY SAP”) by the State of New York (“New York”) Department of Financial Services (the “Department” or “NYDFS”).

The Department recognizes only the statutory accounting practices prescribed or permitted by New York in determining and reporting the financial condition and results of operations of an insurance company, in determining its solvency under the New York Insurance Law. In 2001, the National Association of Insurance Commissioners (“NAIC”) *Accounting Practices and Procedures Manual* (“NAIC SAP”) was adopted as a component of NY SAP.

New York has adopted certain prescribed accounting practices that differ from those found in NAIC SAP, some of which affect the financial statements of the Company. A reconciliation of the Company’s net income and capital and surplus between NY SAP and NAIC SAP is as follows:

	State of Domicile	For the Nine Months Ended September 30, 2016	For the Year Ended December 31, 2015
Net income, NY SAP	NY	\$ 9,742,162	\$ 17,193,922
State prescribed practices:			
Deferred annuities using continuous Commissioners’ Annuity Reserve Valuation Method (“CARVM”)	NY	(900,000)	(6,900,000)
Actuarial Guidelines XXXVIII/Reg 147 reserves	NY	(19,365)	—
NYDFS Circular Letter No. 11 (2010) impact on deferred premiums	NY	1,255,913	10,124,718
NYDFS Seventh Amendment to Regulation No. 172 impact on admitted unearned reinsurance premium	NY	(404,527)	(1,660,943)
State permitted practices: NONE	NY	—	—
Net income, NAIC SAP	NY	<u>\$ 9,674,183</u>	<u>\$ 18,757,697</u>
		September 30, 2016	December 31, 2015
Statutory capital and surplus, NY SAP	NY	\$ 327,246,830	\$ 320,674,701
State prescribed practices:			
Deferred annuities using continuous CARVM	NY	35,600,000	36,500,000
Actuarial Guidelines XXXVIII/Reg 147 reserves	NY	(19,365)	—
NYDFS Circular Letter No. 11 (2010) impact on deferred premiums	NY	23,674,816	22,418,903
NYDFS Seventh Amendment to Regulation No. 172 impact on admitted unearned reinsurance premium	NY	(12,425,080)	(12,020,553)
State permitted practices: NONE	NY	—	—
Statutory capital and surplus, NAIC SAP	NY	<u>\$ 374,077,201</u>	<u>\$ 367,573,051</u>

B. No significant change.**C. Accounting Policy**

(1-5) No significant change.

- (6) Mortgage-backed bonds, included in bonds, are generally stated at amortized cost using the scientific method unless they have a NAIC rating designation of 6, which are stated at the lower of amortized cost or fair value. Amortization of the discount or premium from the purchase of these securities considers the estimated timing and amount of prepayments of the underlying mortgage loans. Actual prepayment experience is periodically reviewed and effective yields are recalculated when differences arise between the prepayments originally anticipated and the actual prepayments received and currently anticipated. For credit-sensitive mortgage-backed and asset-backed bonds and certain prepayment-sensitive bonds (e.g., interest-only securities), the effective yield is recalculated on a prospective basis. For all other mortgage-backed and asset-backed bonds, the effective yield is recalculated on a retrospective basis.

For certain residential mortgage-backed securities (“RMBS”) and commercial mortgage-backed securities (“CMBS”), both an initial and final NAIC designation is determined on a security-by-security basis based on a range of values published by the NAIC. The initial designation is used to determine the carrying value of the RMBS or CMBS. RMBS and CMBS with initial designations of 1 to 5 are stated at amortized cost, while RMBS and CMBS with initial designations of 6 are stated at the lower of amortized cost or fair value. The final designation calculation compares this carrying value with a range of values, resulting in a final NAIC designation reported herein, which is used for all other accounting and reporting purposes.

NOTES TO THE FINANCIAL STATEMENTS

For loan-backed securities, including asset-backed securities (“ABS”), which are not modeled, the NAIC relies on the second lowest NAIC Credit Rating Provider (“CRP”) rating to determine the initial NAIC designation. The second lowest CRP rating is used to determine the carrying value of the security, which is based on the NAIC’s estimate of expected losses, using an NAIC published formula. The carrying value of the security determines its final NAIC designation, which is used for reporting in the Annual Statement and in risk-based capital (“RBC”) calculations. This revised methodology does not apply to NAIC 1 and NAIC 6 securities which are rated at the second lowest CRP designation.

(7-13) No significant change.

2. Accounting Changes and Corrections of Errors

No significant change.

3. Business Combinations and Goodwill

No significant change.

4. Discontinued Operations

No significant change.

5. Investments

A. Mortgage Loans, including Mezzanine Real Estate Loans

- (1) The maximum and minimum interest rates for mortgage loans funded or acquired during the nine months ended September 30, 2016 were:

	<u>Maximum</u>	<u>Minimum</u>
Farm loans	5.00%	3.85%
Commercial loans	4.06%	3.40%

- (2) Generally, the Company, as the lender, only loans up to 75% of the purchase price of the underlying real estate. From time to time, the Company may originate loans in excess of 75% of the purchase price of the underlying real estate, if underwriting risk is sufficiently within Company standards.

The maximum percentage of any one loan to the value of the underlying real estate at the time of the origination and originated during the nine months ended September 30, 2016 was: 61.5%

(3-8) No significant change.

B-C. No significant change.

D. Loan-backed Securities

- (1) Prepayment assumptions were obtained from published broker dealer values and internal estimates.
- (2) a. The Company did not recognize any other-than-temporary impairments (“OTTI”) on the basis of the intent to sell during the nine months ended September 30, 2016.
- b. The Company did not recognize any OTTI on the basis of the inability or lack of intent to retain the investment in the security for a period of time sufficient to recover the amortized cost basis during the nine months ended September 30, 2016.
- c. Impairments where the present value of cash flows expected to be collected is less than the amortized cost basis of the security are shown in Note 5D(3).
- (3) As of September 30, 2016, the Company has not recognized any OTTI on its loan-backed securities based on cash flow analysis.
- (4) At September 30, 2016, the estimated fair value and gross unrealized losses for loan-backed securities, aggregated by length of time the securities have been in a continuous loss position were as follows:
- a. The aggregate amount of unrealized losses:
- | | | |
|------------------------|----|---------|
| 1. Less than 12 Months | \$ | 176,962 |
| 2. 12 Months or Longer | \$ | 348,582 |
- b. The aggregate related fair value of securities with unrealized losses:
- | | | |
|------------------------|----|------------|
| 1. Less than 12 Months | \$ | 10,354,060 |
| 2. 12 Months or Longer | \$ | 10,735,151 |
- (5) The Company performs a regular evaluation, on a security-by-security basis, of its securities holdings in accordance with its OTTI policy in order to evaluate whether such investments are other than temporarily impaired. Management

NOTES TO THE FINANCIAL STATEMENTS

considers a wide range of factors about the security issuer and uses its best judgment in evaluating the cause of the decline in the estimated fair value of the security and in assessing the prospects for near-term recovery. Factors considered include fundamentals of the industry and geographic area in which the security issuer operates, as well as overall macroeconomic conditions. Projected future cash flows are estimated using assumptions derived from management's best estimates of likely scenario-based outcomes after giving consideration to a variety of variables that include, but are not limited to: (i) general payment terms of the security; (ii) the likelihood that the issuer can service the scheduled interest and principal payments; (iii) the quality and amount of any credit enhancements; (iv) the security's position within the capital structure of the issuer; (v) possible corporate restructurings or asset sales by the issuer; and (vi) changes to the rating of the security or the issuer by rating agencies. Additional considerations are made when assessing the unique features that apply to certain loan-backed securities including, but are not limited to: (i) the quality of underlying collateral; (ii) expected prepayment speeds; (iii) current and forecasted loss severity; (iv) consideration of the payment terms of the underlying assets backing the security; and (v) the payment priority within the tranche structure of the security. For loan-backed securities in an unrealized loss position as summarized in the immediately preceding table, the Company does not have the intent to sell the securities, believes it has the intent and ability to retain the security for a period of time sufficient to recover the carrying value of the security and based on the cash flow modeling and other considerations as described above, believes these securities are not other than temporarily impaired.

E. Repurchase Agreements and/or Securities Lending Transactions

- (1) No significant change.
- (2) The Company did not have any pledged assets as collateral for repurchase agreements, securities lending transactions or dollar repurchase agreements as of September 30, 2016.
- (3) The Company did not receive any collateral as of September 30, 2016.

(4-7) No significant change.

F-H. No significant change.

I. Working Capital Finance Investments

The Company had no working capital finance investments during the nine months ended September 30, 2016.

J. Offsetting and Netting of Assets and Liabilities

The Company had no assets and liabilities which are offset and reported net in accordance with a valid right to offset.

K. Structured Notes

A structured note is a direct debt issuance by a corporation, municipality, or government entity, ranking pari-passu with the issuer's other debt issuances of equal seniority where either: 1) the coupon and/or principal payments are linked, in whole or in part, to prices or payment streams from an index or indices, or assets deriving their value from other than the issuer's credit quality, or 2) the coupon and/or principal payments are leveraged by a formula that is different from either a fixed coupon, or a non-leveraged floating rate coupon linked to an interest rate index, including but not limited to London Interbank Offered Rate ("LIBOR") or the prime rate. Information regarding structured notes as of September 30, 2016 was as follows:

CUSIP	Actual Cost	Fair Value	Book Adjusted Carrying Value	Mortgage Referenced Security (YES/NO)
03938LAU8	\$ 521,875	\$ 554,375	\$ 513,293	NO
044209AF1	1,000,000	1,045,000	1,000,000	NO
37957TAJ0	1,082,500	1,015,000	1,032,496	NO
785592AE6	518,050	551,200	518,641	NO
Total	<u>\$ 3,122,425</u>	<u>\$ 3,165,575</u>	<u>\$ 3,064,430</u>	

6. Joint Ventures, Partnerships and Limited Liability Companies

No significant change.

7. Investment Income

A. Due and accrued income is excluded from surplus on the following bases:

All investment income due and accrued with amounts over 90 days past due are nonadmitted with the exception of mortgage loan investment income which is nonadmitted after 180 days, or if the underlying loan is in the process of foreclosure.

B. The total amount excluded was \$656 for the nine months ended September 30, 2016 and \$0 for the year ended December 31, 2015.

NOTES TO THE FINANCIAL STATEMENTS**8. Derivative Instruments**

As of September 30, 2016, there were no significant changes in the Company's derivative policy or investments other than those described below.

Credit Risk

The Company enters into various collateral arrangements, which may require both the pledging and accepting of collateral in connection with its derivatives.

The table below summarizes the collateral received in connection with its over-the-counter ("OTC") derivatives at:

	Cash ⁽¹⁾		Securities ⁽²⁾		Total	
	September 30, 2016	December 31, 2015	September 30, 2016	December 31, 2015	September 30, 2016	December 31, 2015
Variation Margin:						
OTC Derivatives	\$ 7,450,000	\$ 3,300,000	\$ 1,934,101	\$ 560,272	\$ 9,384,101	\$ 3,860,272

(1) Cash collateral received is reported in cash, cash equivalents and short-term investments and the obligation to return to the collateral is reported in aggregate write-ins for liabilities as cash collateral on derivatives.

(2) Securities collateral received is held in separate custodial accounts and is not reflected in the financial statements. These amounts are also reported at its estimated fair value in Note 16 because the securities are held off-balance sheet.

9. Income Taxes

A-C. No significant change.

D. The provision for Federal and foreign income taxes incurred is different from that which would be obtained by applying the statutory Federal income tax rate to net gain (loss) from operations after dividends to policyholders and before Federal income tax. The significant items causing the difference were as follows:

	<u>September 30, 2016</u>
Net gain (loss) from operations after dividends to policyholders and before Federal income tax @ 35%	\$ 4,831,692
Net realized capital gains (losses) @ 35%	(752,017)
Tax effect of:	
Other	1,055,473
Prior years adjustments and accruals	639,485
Change in nonadmitted assets	423,809
Meals and entertainment	716
Interest maintenance reserve	(40,810)
Tax credits	(598,075)
Separate Account dividend received deduction	(3,549,275)
Total statutory income taxes (benefit)	<u>\$ 2,010,998</u>
Federal and foreign income taxes incurred including tax on realized capital gains	3,071,991
Change in net DTA	(1,060,993)
Total statutory income taxes (benefit)	<u>\$ 2,010,998</u>

E-F. No significant change.

G. As of September 30, 2016, the Company had a liability for unrecognized tax benefits of \$1,129,317. An estimate of the amount of any increase in the Company's liability for unrecognized tax benefits during the nine month period ending September 30, 2016 cannot be made.

10. Information Concerning Parents, Subsidiaries, Affiliates and Other Related Parties

A-C. No significant change.

D. The Company had \$4,052,227 receivable and \$310 payable with affiliates as of September 30, 2016. The Company had \$3,439,317 receivable and \$1,194,844 payable with affiliates as of December 31, 2015. Amounts receivable and payable are expected to be settled within 90 days.

E-N. No significant change.

11. Debt

A. No significant change.

NOTES TO THE FINANCIAL STATEMENTS

B. The Company has not issued any debt to the Federal Home Loan Bank.

12. Retirement Plans, Deferred Compensation, Postemployment Benefits and Compensated Absences and Other Postretirement Benefit Plans

As of September 30, 2016, the Company did not sponsor any retirement plans, deferred compensation plans, postemployment benefit plans or other postretirement plans.

13. Capital Surplus, Shareholder's Dividend Restrictions and Quasi Reorganizations

(1-9) No significant change.

(10) The portion of unassigned funds (surplus) represented by cumulative unrealized gains (losses) was \$1,003,479 at September 30, 2016.

(11-13) No significant change.

14. Contingencies

A. No significant change.

B. Assessments

As of September 30, 2016, the Company had a \$400,000 liability for retrospective premium-based guaranty fund assessments and a \$2,573,772 asset for the related premium tax offset. As of December 31, 2015, the Company had a \$400,000 liability for retrospective premium-based guaranty fund assessments and a \$4,119,864 asset for the related premium tax offset. The total estimated guaranty assessment liability for Executive Life of New York was paid during 2013 and 2014. The related premium tax offsets began to be realized in 2015 and will continue to be extended over a number of years.

The change in the guaranty asset balance summarized below reflects estimated 2016 premium tax offsets accrued and revised estimated premium tax offsets for accrued liabilities.

Assets Recognized from Paid and Accrued Premium Tax Offsets	
a. Balance as of December 31, 2015	\$ 4,119,864
b. Decreases current year:	
Premium tax offset applied	1,333,397
Est. premium tax offset	212,695
c. Increases current year:	—
d. Balance as of September 30, 2016	<u>\$ 2,573,772</u>

C-E. No significant change.

F. All Other Contingencies

Uncollectible Premium Receivables

The Company had admitted assets of \$984,598 and \$1,323,436 at September 30, 2016 and December 31, 2015, respectively, in uncollected premiums and agents' balances in the course of collection. The Company routinely assesses the ability to collect these receivables. Based upon Company experience, the amount of premiums and other accounts receivable that may become uncollectible and result in a potential loss is not material to the Company's financial condition.

Litigation

Sales Practice Claims and Regulatory Matters. The Company and certain of its affiliates have faced numerous claims, including class action lawsuits, alleging improper marketing or sales of individual life insurance policies, annuities, mutual funds or other products. Regulatory authorities in a small number of states and the Financial Industry Regulatory Authority, and occasionally the U.S. Securities and Exchange Commission ("SEC") have also conducted investigations or inquiries relating to sales of individual life insurance policies or annuities or other products issued by the Company. These investigations often focus on the conduct of particular financial service representatives and the sale of unregistered or unsuitable products or the misuse of client assets. Over the past several years, these and a number of investigations by other regulatory authorities were resolved for monetary payments and certain other relief, including restitution payments. The Company may continue to resolve investigations in a similar manner.

Various litigation, claims and assessments against the Company, in addition to those discussed above and those otherwise provided for in the Company's financial statements, have arisen in the course of the Company's business, including, but not limited to, in connection with its activities as an insurer, employer, investor, investment advisor or taxpayer. Further, state insurance regulatory and other federal and state authorities regularly make inquiries and conduct investigations concerning the Company's compliance with applicable insurance and other laws and regulations.

NOTES TO THE FINANCIAL STATEMENTS

It is not possible to predict the ultimate outcome of all pending investigations and legal proceedings. In some of the matters, large and/or indeterminate amounts, including punitive and treble damages, may be sought. Although, in light of these considerations, it is possible that an adverse outcome in certain cases could have a material effect upon the Company's financial position, based on information currently known by the Company's management, in its opinion, the outcomes of pending investigations and legal proceedings are not likely to have such an effect. However, given the large and/or indeterminate amounts that may be sought in certain of these matters and the inherent unpredictability of litigation, it is possible that an adverse outcome in certain matters could, from time to time, have a material effect on the Company's net income or cash flows in any particular period.

15. Leases

No significant change.

16. Information about Financial Instruments with Off-Balance Sheet Risk and Financial Instruments with Concentrations of Credit Risk

- (1) The table below summarizes the notional amount of the Company's financial instruments (derivatives that are designated as effective hedging instruments) with off-balance sheet credit risk at:

	Assets		Liabilities	
	September 30, 2016	December 31, 2015	September 30, 2016	December 31, 2015
Swaps	\$ 10,027,192	\$ 31,919,891	\$ —	\$ —
Futures	—	—	—	—
Options	—	—	—	—
Total	\$ 10,027,192	\$ 31,919,891	\$ —	\$ —

- (2) No significant change.
- (3) The Company may be exposed to credit-related losses in the event of nonperformance by counterparties to derivatives. Generally, the current credit exposure of the Company's derivatives is limited to the net positive estimated fair value of derivatives at the reporting date after taking into consideration the existence of master netting or similar agreements and any collateral received pursuant to such agreements.

The Company manages its credit risk related to derivatives by entering into transactions with creditworthy counterparties and establishing and monitoring exposure limits. The Company's OTC derivative transactions are governed by International Swaps and Derivatives Association, Inc. ("ISDA") Master Agreements which provide for legally enforceable set-off and close-out netting of exposures to specific counterparties in the event of early termination of a transaction, which includes, but is not limited to, events of default and bankruptcy. In the event of an early termination, the Company is permitted to set-off receivables from the counterparty against payables to the same counterparty arising out of all included transactions. Substantially all of the Company's ISDA Master Agreements also include Credit Support Annex provisions which may require both the pledging and accepting of collateral in connection with its OTC derivatives.

Off-balance sheet credit exposure is the excess of positive estimated fair value over positive book/adjusted carrying value for the Company's highly effective hedges at the reporting date. All collateral received from counterparties to mitigate credit-related losses is deemed worthless for the purpose of calculating the Company's off-balance sheet credit exposure. The off-balance sheet credit exposure of the Company's swaps was \$921,843 and \$1,015,976 at September 30, 2016 and December 31, 2015, respectively.

- (4) At September 30, 2016 and December 31, 2015, the estimated fair value of collateral consisting of various securities received by the Company on its OTC derivatives was \$1,934,101 and \$560,272, respectively, which was held in separate custodial accounts and is not reflected in the financial statements.

17. Sale, Transfer and Servicing of Financial Assets and Extinguishments of Liabilities**A. Transfers of Receivables Reported as Sales**

No significant change.

B. Transfer and Servicing of Financial Assets

The Company did not participate in the transfer or servicing of financial assets during the nine months ended September 30, 2016.

C. Wash Sales

- (1) In the course of the Company's asset management, securities are not sold and reacquired within 30 days of the sale date to enhance the Company's yield on its investment portfolio. There may be occasional isolated incidents where wash sales occur.
- (2) The Company had no wash sales with an NAIC designation 3 or below or unrated securities during the quarter ended September 30, 2016.

NOTES TO THE FINANCIAL STATEMENTS**18. Gain or Loss to the Reporting Entity from Uninsured Plans and the Uninsured Portion of Partially Insured Plans**

No significant change.

19. Direct Premium Written/Produced by Managing General Agents/Third Party Administrators

No significant change.

20. Fair Value Information**A. (1) Assets and Liabilities Measured and Reported at Estimated Fair Value at Reporting Date****Hierarchy Table**

The following table provides information about financial assets and liabilities measured and reported at estimated fair value at:

	September 30, 2016			
	Fair Value Measurements at Reporting Date Using			Total
	Level 1	Level 2	Level 3	
Assets				
Bonds				
Industrial & Miscellaneous	\$ —	\$ 1,024,286	\$ 720,777	\$ 1,745,063
Derivative assets ⁽¹⁾				
Foreign currency exchange rate	—	4,198,617	—	4,198,617
Separate Account assets ⁽²⁾	—	4,840,473,553	—	4,840,473,553
Total assets	<u>\$ —</u>	<u>\$ 4,845,696,456</u>	<u>\$ 720,777</u>	<u>\$ 4,846,417,233</u>

⁽¹⁾ Derivative assets presented in the table above represent only those derivatives that are carried at estimated fair value. Accordingly, the amounts above exclude highly effective derivatives carried at amortized cost.

⁽²⁾ Separate Account assets are subject to General Account claims only to the extent that the value of such assets exceeds the Separate Account liabilities. Investments (stated generally at estimated fair value) and liabilities of the Separate Accounts are reported separately as assets and liabilities.

Transfers between Levels 1 and 2 - During the quarter ended September 30, 2016, transfers between Levels 1 and 2 were not significant. Transfers between levels are assumed to occur at the beginning of the period.

(2) Assets and Liabilities Measured and Reported at Estimated Fair Value at Reporting Date**Rollforward Table – Level 3 Assets and Liabilities**

A rollforward of the estimated fair value measurements for all assets and liabilities measured and reported at estimated fair value using significant unobservable (Level 3) inputs for their respective time periods was as follows:

	Estimated Fair Value Measurements in Level 3 of the Fair Value Hierarchy									
	Balance, June 30, 2016	Transfer into Level 3	Transfer out of Level 3	Total Gains and Losses included in Net Income ⁽¹⁾	Total Gains and Losses included in Capital and Surplus	Purchases ⁽²⁾	Sales ⁽²⁾	Issuances ⁽²⁾	Settlements ⁽²⁾	Balance, September 30, 2016
Assets										
Bonds - Industrial & miscellaneous	\$ —	\$ —	\$ —	\$ 258	\$ (87,058)	\$ 807,577	\$ —	\$ —	\$ —	\$ 720,777
Total	<u>\$ —</u>	<u>\$ —</u>	<u>\$ —</u>	<u>\$ 258</u>	<u>\$ (87,058)</u>	<u>\$ 807,577</u>	<u>\$ —</u>	<u>\$ —</u>	<u>\$ —</u>	<u>\$ 720,777</u>

⁽¹⁾ Interest and dividend accruals, as well as cash interest coupons and dividends received, are excluded from the rollforward.

⁽²⁾ The amount reported within purchases, sales, issuances and settlements is the purchase/issuance price (for purchases and issuances) and the sales/settlement proceeds (for sales and settlements) based upon the actual date purchased/issued or sold/settled.

Transfers between Levels

Overall, transfers between levels occur when there are changes in the observability of inputs and market activity. Transfers into or out of any level are assumed to occur at the beginning of the period.

Transfers into or out of Level 3

Transfers into or out of Level 3 are presented in the table. Assets and liabilities are transferred into Level 3 when a significant input cannot be corroborated with market observable data. This occurs when market activity decreases significantly and underlying inputs cannot be observed, current prices are not available and/or when there are significant variances in quoted prices, thereby affecting transparency. Assets and liabilities are transferred out of Level 3 when circumstances change such that a significant input can be corroborated with market observable data. This may be due to a significant increase in market activity, a specific event or one or more significant input(s) becoming observable.

During the quarter ended September 30, 2016, there were no transfers into or out of Level 3.

NOTES TO THE FINANCIAL STATEMENTS

(3) Transfers between levels are assumed to occur at the beginning of the period.

(4) Assets and Liabilities Measured and Reported at Estimated Fair Value at Reporting Date

Valuation Techniques and Inputs for Level 2 and Level 3 Assets and Liabilities by Major Classes of Assets and Liabilities:

When developing estimated fair values, the Company considers two broad valuation techniques: (i) the market approach and (ii) the income approach. The Company determines the most appropriate valuation technique to use, given what is being measured and the availability of sufficient inputs, giving priority to observable inputs.

The Company categorizes its financial assets and liabilities into a three-level hierarchy, based on the significant input with the lowest level in their valuation. The input levels are as follows. Level 1 - Unadjusted quoted prices for identical assets or liabilities. Level 2 - Quoted prices in markets that are not active or inputs that are observable either directly or indirectly. These inputs can include quoted prices for similar but not identical assets or liabilities other than quoted prices in Level 1, quoted prices in markets that are not active, or other significant inputs that are observable or can be derived principally from or corroborated by observable market data for substantially the full term of the assets or liabilities. Level 3 - Unobservable inputs that are supported by little or no market activity and are significant to the determination of estimated fair value of the assets and liabilities. Unobservable inputs reflect the reporting entity's own assumptions about the assumptions that market participants would use in pricing the asset or liability.

The valuation of most instruments listed below are determined using independent pricing sources, matrix pricing, discounted cash flow methodologies or other similar techniques that use either observable market inputs or unobservable inputs.

Instrument	Level 2 Observable Inputs	Level 3 Unobservable Inputs
Bonds		
U.S. corporate and Foreign corporate securities - included within Industrial & Miscellaneous		
	Valuation Techniques: Principally the market and income approaches. Key Inputs: <ul style="list-style-type: none"> • quoted prices in markets that are not active • spreads for actively traded securities; spreads off benchmark yields • expected prepayment speeds and volumes • current and forecasted loss severity; ratings; geographic region • weighted average coupon and weighted average maturity • average delinquency rates; debt-service coverage ratios • issuance-specific information, including, but not limited to: <ul style="list-style-type: none"> • collateral type; structure of the security; vintage of the loans • payment terms of the underlying assets • payment priority within the tranche; deal performance 	Valuation Techniques: Principally the market and income approaches. Key Inputs: <ul style="list-style-type: none"> • credit spreads • quoted prices in markets that are not active for identical or similar securities that are less liquid and based on lower levels of trading activity than securities classified in Level 2 • independent non-binding broker quotations
Separate Account Assets ⁽¹⁾		
Mutual funds without readily determinable fair values as prices are not published publicly		
	Key Inputs: <ul style="list-style-type: none"> • quoted prices or reported Net Asset Value ("NAV") provided by the fund managers 	<ul style="list-style-type: none"> • not applicable
Derivatives ⁽²⁾		
Foreign Currency Exchange Rate		
	Valuation Techniques: Principally the income approach Key Inputs: <ul style="list-style-type: none"> • swap yield curves • basis curves • currency spot rates • cross currency basis curves 	<ul style="list-style-type: none"> • not applicable

⁽¹⁾ Estimated fair value equals carrying value, based on the value of the underlying assets.

⁽²⁾ Valuations of non-option-based derivatives utilize present value techniques, whereas valuations of option-based derivatives utilize option pricing models.

B. The Company provides additional fair value information in Note 5, 16 and 21.

NOTES TO THE FINANCIAL STATEMENTS**C. Estimated Fair Value of All Financial Instruments**

Information related to the aggregate fair value of financial instruments is shown below at:

	September 30, 2016					
	Aggregate Fair Value	Admitted Value	Level 1	Level 2	Level 3	Not Practicable (Carrying Value)
Assets						
Bonds	\$1,238,719,503	\$1,143,329,226	\$ 153,590,921	\$1,013,970,396	\$ 71,158,186	\$ —
Mortgage loans	153,065,892	142,766,699	—	—	153,065,892	—
Cash, cash equivalents and short-term investments	44,274,300	44,274,299	38,775,519	5,498,781	—	—
Derivative assets ⁽¹⁾	9,069,758	8,331,830	—	9,069,758	—	—
Other invested assets	6,628,128	6,094,513	—	6,628,128	—	—
Investment income due and accrued	11,155,656	11,155,656	—	11,155,656	—	—
Separate Account assets	4,840,473,553	4,840,473,553	—	4,840,473,553	—	—
Total assets	<u>\$6,303,386,790</u>	<u>\$6,196,425,776</u>	<u>\$ 192,366,440</u>	<u>\$5,886,796,272</u>	<u>\$ 224,224,078</u>	<u>\$ —</u>
Liabilities						
Investment contracts included in:						
Reserves for life insurance and annuities	\$ 297,352,495	\$ 265,861,465	\$ —	\$ —	\$ 297,352,495	\$ —
Liability for deposit-type contracts	17,794,156	16,111,825	—	—	17,794,156	—
Derivative liabilities ⁽¹⁾	3,901	510	—	3,901	—	—
Payable for collateral received	7,450,000	7,450,000	—	7,450,000	—	—
Total liabilities	<u>\$ 322,600,552</u>	<u>\$ 289,423,800</u>	<u>\$ —</u>	<u>\$ 7,453,901</u>	<u>\$ 315,146,651</u>	<u>\$ —</u>
December 31, 2015						
	Aggregate Fair Value	Admitted Value	Level 1	Level 2	Level 3	Not Practicable (Carrying Value)
Assets						
Bonds	\$1,089,078,299	\$1,077,947,279	\$ 65,363,882	\$ 952,800,098	\$ 70,914,319	\$ —
Mortgage loans	149,037,166	141,976,602	—	—	149,037,166	—
Cash, cash equivalents and short-term investments	22,359,948	22,359,948	172,572	22,187,376	—	—
Derivative assets ⁽¹⁾	4,981,136	3,965,491	—	4,981,136	—	—
Other invested assets	—	—	—	—	—	—
Investment income due and accrued	9,315,742	9,315,742	—	9,315,742	—	—
Separate Account assets	4,792,139,901	4,792,139,901	—	4,792,139,901	—	—
Total assets	<u>\$6,066,912,192</u>	<u>\$6,047,704,963</u>	<u>\$ 65,536,454</u>	<u>\$5,781,424,253</u>	<u>\$ 219,951,485</u>	<u>\$ —</u>
Liabilities						
Investment contracts included in:						
Reserves for life insurance and annuities	\$ 299,327,294	\$ 277,745,817	\$ —	\$ —	\$ 299,327,294	\$ —
Liability for deposit-type contracts	16,664,835	15,496,566	—	—	16,664,835	—
Derivative liabilities ⁽¹⁾	—	—	—	—	—	—
Payable for collateral received	3,300,000	3,300,000	—	3,300,000	—	—
Total liabilities	<u>\$ 319,292,129</u>	<u>\$ 296,542,383</u>	<u>\$ —</u>	<u>\$ 3,300,000</u>	<u>\$ 315,992,129</u>	<u>\$ —</u>

⁽¹⁾ Classification of derivatives is based on each derivative's positive (asset) or negative (liability) book/adjusted carrying value, which equals the net admitted assets and liabilities.

Assets and Liabilities

The methods and significant assumptions used to estimate the fair value of all financial instruments are presented below.

The Company defines fair value as the price that would be received to sell an asset or paid to transfer a liability (an exit price) in the principal or most advantageous market for the asset or liability in an orderly transaction between market participants on the measurement date. In most cases, the exit price and the transaction (or entry) price will be the same at initial recognition.

When developing estimated fair values, the Company considers two broad valuation techniques: (i) the market approach and (ii) the income approach. The Company determines the most appropriate valuation technique to use, given what is being measured and the availability of sufficient inputs, giving priority to observable inputs.

The Company categorizes its financial assets and liabilities into a three-level hierarchy, based on the significant input with the lowest level in their valuation. The input levels are as follows. Level 1 - Unadjusted quoted prices for identical assets or liabilities. The size of the bid/ask spread is used as an indicator of market activity for bonds. Level 2 - Quoted prices in markets that are not active or inputs that are observable either directly or indirectly. These inputs can include quoted prices for similar but not identical assets or liabilities other than quoted prices in Level 1, quoted prices in markets that are not active, or other significant inputs that are observable or can be derived principally from or corroborated by observable market data for substantially the full term of the assets or liabilities. Level 3 - Unobservable inputs that are supported by little or no market activity and are significant to the determination of estimated fair value of the assets and liabilities. Unobservable inputs reflect the reporting entity's own assumptions about the assumptions that market participants would use in pricing the asset or liability.

NOTES TO THE FINANCIAL STATEMENTS

Bonds, Cash, Cash Equivalents and Short-term Investments

When available, the estimated fair value for bonds, including loan-backed securities, cash equivalents and short-term investments are based on quoted prices in active markets that are readily and regularly obtainable. Generally, these investments are classified in Level 1, are the most liquid of the Company's securities holdings and valuation of these securities does not involve management's judgment.

When quoted prices in active markets are not available, the determination of estimated fair value is based on market standard valuation methodologies, giving priority to observable inputs. The significant inputs to the market standard valuation methodologies for certain types of securities with reasonable levels of price transparency are inputs that are observable in the market or can be derived principally from or corroborated by observable market data. Generally, these investments are classified in Level 2.

When observable inputs are not available, the market standard valuation methodologies rely on inputs that are significant to the estimated fair value that are not observable in the market or cannot be derived principally from or corroborated by observable market data. These unobservable inputs can be based in large part on management's judgment or estimation, and cannot be supported by reference to market activity. Even though these inputs are unobservable, management believes they are consistent with what other market participants would use when pricing such securities and are considered appropriate given the circumstances. Generally, these investments are classified in Level 3.

The estimated fair value for cash approximates carrying value and is classified as Level 1 given the nature of cash.

The use of different methodologies, assumptions and inputs may have a material effect on the estimated fair values of the Company's securities holdings.

Mortgage Loans

For mortgage loans, estimated fair value is primarily determined by estimating expected future cash flows and discounting them using current interest rates for similar mortgage loans with similar credit risk, or is determined from pricing for similar mortgage loans. The estimated fair values for impaired mortgage loans are principally obtained by estimating the fair value of the underlying collateral using market standard appraisal and valuation methods. Mortgage loans valued using significant unobservable inputs are classified in Level 3.

Derivatives

The estimated fair value of OTC derivatives is determined through the use of pricing models. The determination of estimated fair value, when quoted market values are not available, is based on market standard valuation methodologies and inputs that management believes are consistent with what other market participants would use when pricing such instruments. The significant inputs to the pricing models for most OTC derivatives are inputs that are observable in the market or can be derived principally from, or corroborated by, observable market data. Significant inputs that are observable generally include interest rates, foreign currency exchange rates, interest rate curves, credit curves and volatility. Derivative valuations can be affected by changes in interest rates, foreign currency exchange rates, financial indices, credit spreads, default risk, nonperformance risk, volatility, liquidity and changes in estimates and assumptions used in pricing models. Generally, these derivatives are classified in Level 2.

Most inputs for OTC derivatives are mid-market inputs but, in certain cases, liquidity adjustments are used when they are deemed more representative of exit value. Market liquidity, as well as the use of different methodologies, assumptions and inputs may have a material effect on the estimated fair values of the Company's derivatives and could materially affect the net change in capital and surplus.

Other Invested Assets

The estimated fair value of other invested assets is determined using the methodologies as described in the above sections titled "Bonds, Cash, Cash Equivalents and Short-term Investments", based on the nature of the investment. Excluded from the disclosure are those other invested assets that are not considered to be financial instruments subject to this disclosure including investments carried on the equity method.

Investment Income Due and Accrued

Due to the short-term nature of investment income due and accrued, the Company believes there is minimal risk of material changes in interest rates or the credit of the issuer such that estimated fair value approximates carrying value. These amounts are generally classified as Level 2.

Investment Contracts Included in Reserves for Life Insurance and Annuities and Liability for Deposit-Type Contracts

The fair value of investment contracts included in reserves for life insurance and annuities and in the liability for deposit-type contracts is estimated by discounting best estimate future cash flows based on assumptions that market participants would use in pricing such liabilities, with consideration of the Company's non-performance risk (own-credit risk) not reflected in the fair value calculation. The assumptions used in estimating these fair values are based in part on unobservable inputs classified in Level 3.

NOTES TO THE FINANCIAL STATEMENTS**Payable for Collateral Received**

The estimated fair value of amounts payable for collateral received approximates carrying value as these obligations are short-term in nature. These amounts are generally classified in Level 2.

Separate Accounts

Separate Account assets are generally carried at estimated fair value on the Statutory Statements of Assets, Liabilities, Surplus and Other Funds. These assets are comprised of mutual funds without readily determinable fair values given prices are not published publicly. Valuation of the mutual funds is based upon quoted prices or reported net asset values provided by the fund managers.

D. At September 30, 2016, the Company had no investments where it was not practicable to estimate fair value.

21. Other Items

A-B. No significant change.

C. Other Disclosures

On January 12, 2016, MetLife, Inc. (“MetLife”) announced its plan to pursue the separation of a substantial portion of its U.S. Retail Business (the “Separation”). Additionally, on July 21, 2016, MetLife announced that, following the Separation, the separated business will be rebranded as “Brighthouse Financial”. On October 5, 2016, Brighthouse Financial, Inc., a subsidiary of MetLife (“Brighthouse”), filed a registration statement on Form 10 (the “Form 10”) with the SEC. The information statement filed as an exhibit to the Form 10 disclosed that MetLife intends to include the Company, MetLife Insurance Company USA, New England Life Insurance Company, a wholly-owned subsidiary of Metropolitan Life Insurance Company, MetLife Advisers, LLC and certain captive reinsurance companies in the proposed separated business and distribute at least 80.1% of the shares of Brighthouse’s common stock on a pro rata basis to the holders of MetLife common stock. The ultimate form and timing of the Separation is subject to the satisfaction of various conditions and approvals, including, among other things, satisfaction of any applicable requirements of the SEC, and receipt of insurance and other regulatory approvals and economic conditions. MetLife continues to evaluate and pursue structural alternatives for the planned Separation.

D-E. No significant change.

F. Subprime Mortgage Related Risk Exposure

(1-2) No significant change.

(3) At September 30, 2016, the Company had direct exposure to subprime mortgage risk through other investments as follows:

	Actual Cost	Book/Adjusted Carrying Value (excluding interest)	Fair Value	OTTI Losses Recognized
RMBS	\$ 4,232,675	\$ 4,200,261	\$ 4,157,145	\$ —
CMBS	—	—	—	—
Collateralized debt obligations	—	—	—	—
Structured securities	—	—	—	—
Equity investment in SCA	—	—	—	—
Other assets	—	—	—	—
Total	\$ 4,232,675	\$ 4,200,261	\$ 4,157,145	\$ —

G-H. No significant change.

22. Events Subsequent

The Company has evaluated events subsequent to September 30, 2016 through November 9, 2016, which is the date these financial statements were available to be issued, and has determined there are no material subsequent events requiring adjustment to or disclosure in the financial statements.

The Company is not subject to the annual fee imposed under section 9010 of the Affordable Care Act (“ACA”).

23. Reinsurance

No significant change.

24. Retrospectively Rated Contracts & Contracts Subject to Redetermination

A-D. No significant change.

E. The Company is not subject to the risk sharing provision of the ACA.

NOTES TO THE FINANCIAL STATEMENTS**25. Change in Incurred Losses and Loss Adjustment Expenses**

The Company had no change in incurred losses and no loss adjustment expenses during the nine months ended September 30, 2016.

26. Intercompany Pooling Arrangements

No significant change.

27. Structured Settlements

No significant change.

28. Health Care Receivables

No significant change.

29. Participating Policies

No significant change.

30. Premium Deficiency Reserves

No significant change.

31. Reserves for Life Contracts and Deposit-Type Contracts

No significant change.

32. Analysis of Annuity Actuarial Reserves and Deposit Liabilities by Withdrawal Characteristics

No significant change.

33. Premiums and Annuity Considerations Deferred and Uncollected

No significant change.

34. Separate Accounts

A-B. No significant change.

C. Reconciliation of Net Transfers to or (from) Separate Accounts:

(1) Transfers as reported in the Summary of Operations of the Separate Accounts Annual Statement:	
a. Transfers to Separate Accounts (Page 4, Line 1.4)	\$ 52,036,533
b. Transfers from Separate Accounts (Page 4, Line 10)	227,293,548
c. Net transfers to or (from) Separate Accounts (a) - (b)	<u>(175,257,015)</u>
(2) Reconciling Adjustments	<u>—</u>
(3) Transfers as reported in the Summary of Operations of the Life, Accident & Health Annual Statement (1c) + (2) = (Page 4, Line 26)	<u>\$ (175,257,015)</u>

35. Loss/Claim Adjustment Expenses

No significant change.

GENERAL INTERROGATORIES**PART 1 - COMMON INTERROGATORIES****GENERAL**

1.1 Did the reporting entity experience any material transactions requiring the filing of Disclosure of Material Transactions with the State of Domicile, as required by the Model Act? Yes [] No [X]

1.2 If yes, has the report been filed with the domiciliary state? Yes [] No []

2.1 Has any change been made during the year of this statement in the charter, by-laws, articles of incorporation, or deed of settlement of the reporting entity? Yes [X] No []

2.2 If yes, date of change: 06/06/2016

3.1 Is the reporting entity a member of an Insurance Holding Company System consisting of two or more affiliated persons, one or more of which is an insurer? If yes, complete Schedule Y, Parts 1 and 1A. Yes [X] No []

3.2 Have there been any substantial changes in the organizational chart since the prior quarter end? Yes [X] No []

3.3 If the response to 3.2 is yes, provide a brief description of those changes.

Various mergers, reorganizations and formations - See Schedule Y - information concerning activities of insurer members of a holding company group part 1 - Organizational Chart

4.1 Has the reporting entity been a party to a merger or consolidation during the period covered by this statement? Yes [] No [X]

4.2 If yes, provide name of entity, NAIC Company Code, and state of domicile (use two letter state abbreviation) for any entity that has ceased to exist as a result of the merger or consolidation.

1 Name of Entity	2 NAIC Company Code	3 State of Domicile

5. If the reporting entity is subject to a management agreement, including third-party administrator(s), managing general agent(s), attorney-in-fact, or similar agreement, have there been any significant changes regarding the terms of the agreement or principals involved? If yes, attach an explanation. Yes [] No [X] N/A []

6.1 State as of what date the latest financial examination of the reporting entity was made or is being made. 12/31/2013

6.2 State as of date that the latest financial examination report became available from either the state of domicile or the reporting entity. This date should be the date of the examined balance sheet and not the date the report was completed or released. 12/31/2008

6.3 State as of what date the latest financial examination report became available to other states or the public from either the state of domicile or the reporting entity. This is the release date or completion date of the examination report and not the date of the examination (balance sheet date). 06/15/2013

6.4 By what department or departments?

New York State Department of Financial Services

6.5 Have all financial statement adjustments within the latest financial examination report been accounted for in a subsequent financial statement filed with Departments? Yes [] No [] N/A [X]

6.6 Have all of the recommendations within the latest financial examination report been complied with? Yes [X] No [] N/A []

7.1 Has this reporting entity had any Certificates of Authority, licenses or registrations (including corporate registration, if applicable) suspended or revoked by any governmental entity during the reporting period? Yes [] No [X]

7.2 If yes, give full information:

8.1 Is the company a subsidiary of a bank holding company regulated with the Federal Reserve Board? Yes [] No [X]

8.2 If response to 8.1 is yes, please identify the name of the bank holding company.

8.3 Is the company affiliated with one or more banks, thrifts or securities firms? Yes [X] No []

8.4 If the response to 8.3 is yes, please provide below the names and location (city and state of the main office) of any affiliates regulated by a federal regulatory services agency [i.e. the Federal Reserve Board (FRB), the Office of the Comptroller of the Currency (OCC), the Federal Deposit Insurance Corporation (FDIC) and the Securities Exchange Commission (SEC)] and identify the affiliate's primary federal regulator.

1 Affiliate Name	2 Location (City, State)	3 FRB	4 OCC	5 FDIC	6 SEC
MetLife Advisers, LLC	Boston, MA				YES
MetLife Investment Advisors, LLC	Wilmington, DE				YES
MetLife Investors Distribution Company	New York, NY				YES

9.1 Are the senior officers (principal executive officer, principal financial officer, principal accounting officer or controller, or persons performing similar functions) of the reporting entity subject to a code of ethics, which includes the following standards? Yes [X] No []

(a) Honest and ethical conduct, including the ethical handling of actual or apparent conflicts of interest between personal and professional relationships;

(b) Full, fair, accurate, timely and understandable disclosure in the periodic reports required to be filed by the reporting entity;

(c) Compliance with applicable governmental laws, rules and regulations;

(d) The prompt internal reporting of violations to an appropriate person or persons identified in the code; and

(e) Accountability for adherence to the code.

9.11 If the response to 9.1 is No, please explain:

9.2 Has the code of ethics for senior managers been amended? Yes [] No [X]

9.21 If the response to 9.2 is Yes, provide information related to amendment(s).

9.3 Have any provisions of the code of ethics been waived for any of the specified officers? Yes [] No [X]

9.31 If the response to 9.3 is Yes, provide the nature of any waiver(s).

GENERAL INTERROGATORIES

PART 1 - COMMON INTERROGATORIES

FINANCIAL

- 10.1 Does the reporting entity report any amounts due from parent, subsidiaries or affiliates on Page 2 of this statement? Yes No
- 10.2 If yes, indicate any amounts receivable from parent included in the Page 2 amount: \$ 72,114

INVESTMENT

- 11.1 Were any of the stocks, bonds, or other assets of the reporting entity loaned, placed under option agreement, or otherwise made available for use by another person? (Exclude securities under securities lending agreements.) Yes No
- 11.2 If yes, give full and complete information relating thereto:
12. Amount of real estate and mortgages held in other invested assets in Schedule BA: \$ 0
13. Amount of real estate and mortgages held in short-term investments: \$ 0
- 14.1 Does the reporting entity have any investments in parent, subsidiaries and affiliates? Yes No
- 14.2 If yes, please complete the following:

- 14.21 Bonds
- 14.22 Preferred Stock
- 14.23 Common Stock
- 14.24 Short-Term Investments
- 14.25 Mortgage Loans on Real Estate
- 14.26 All Other
- 14.27 Total Investment in Parent, Subsidiaries and Affiliates (Subtotal Lines 14.21 to 14.26)
- 14.28 Total Investment in Parent included in Lines 14.21 to 14.26 above

	1 Prior Year-End Book/Adjusted Carrying Value	2 Current Quarter Book/Adjusted Carrying Value
\$	0	0
	0	0
	0	0
	0	0
	0	0
	0	0
\$	0	0
\$	0	0

- 15.1 Has the reporting entity entered into any hedging transactions reported on Schedule DB? Yes No
- 15.2 If yes, has a comprehensive description of the hedging program been made available to the domiciliary state? Yes No
- If no, attach a description with this statement.

16. For the reporting entity's security lending program, state the amount of the following as of current statement date:
- 16.1 Total fair value of reinvested collateral assets reported on Schedule DL, Parts 1 and 2: \$ 0
- 16.2 Total book adjusted/carrying value of reinvested collateral assets reported on Schedule DL, Parts 1 and 2: \$ 0
- 16.3 Total payable for securities lending reported on the liability page: \$ 0
17. Excluding items in Schedule E-Part 3-Special Deposits, real estate, mortgage loans and investments held physically in the reporting entity's offices, vaults or safety deposit boxes, were all stocks, bonds and other securities, owned throughout the current year held pursuant to a custodial agreement with a qualified bank or trust company in accordance with Section 1, III - General Examination Considerations, F. Outsourcing of Critical Functions, Custodial or Safekeeping Agreements of the NAIC *Financial Condition Examiners Handbook*? Yes No

17.1 For all agreements that comply with the requirements of the NAIC *Financial Condition Examiners Handbook*, complete the following:

1 Name of Custodian(s)	2 Custodian Address
JPMorgan Chase & Co.	4 New York Plaza - 12th Floor, New York, NY, 10004

17.2 For all agreements that do not comply with the requirements of the NAIC *Financial Condition Examiners Handbook*, provide the name, location and a complete explanation:

1 Name(s)	2 Location(s)	3 Complete Explanation(s)

- 17.3 Have there been any changes, including name changes, in the custodian(s) identified in 17.1 during the current quarter? Yes No
- 17.4 If yes, give full and complete information relating thereto:

1 Old Custodian	2 New Custodian	3 Date of Change	4 Reason

17.5 Identify all investment advisors, broker/dealers or individuals acting on behalf of broker/dealers that have access to the investment accounts, handle securities and have authority to make investments on behalf of the reporting entity:

1 Central Registration Depository	2 Name(s)	3 Address
4095	Metropolitan Life Insurance Company	200 Park Avenue, New York, NY 10166

- 18.1 Have all the filing requirements of the *Purposes and Procedures Manual of the NAIC Investment Analysis Office* been followed? Yes No
- 18.2 If no, list exceptions:

GENERAL INTERROGATORIES (continued)

PART 2 - LIFE & HEALTH

1. Report the statement value of mortgage loans at the end of this reporting period for the following categories:

	Amount
1.1 Long-term mortgages in good standing	
1.11 Farm mortgages.....	\$ 26,277,625
1.12 Residential mortgages.....	\$
1.13 Commercial mortgages.....	\$ 116,489,074
1.14 Total mortgages in good standing.....	\$ 142,766,699
1.2 Long-term mortgages in good standing with restructured terms	
1.21 Total mortgages in good standing with restructured terms.....	\$
1.3 Long-term mortgage loans upon which interest is overdue more than three months	
1.31 Farm mortgages.....	\$
1.32 Residential mortgages.....	\$
1.33 Commercial mortgages.....	\$
1.34 Total mortgages with interest overdue more than three months.....	\$ 0
1.4 Long-term mortgage loans in process of foreclosure	
1.41 Farm mortgages.....	\$
1.42 Residential mortgages.....	\$
1.43 Commercial mortgages.....	\$
1.44 Total mortgages in process of foreclosure.....	\$ 0
1.5 Total mortgage loans (Lines 1.14 + 1.21 + 1.34 + 1.44) (Page 2, Column 3, Lines 3.1 + 3.2)	\$ 142,766,699
1.6 Long-term mortgages foreclosed, properties transferred to real estate in current quarter	
1.61 Farm mortgages.....	\$
1.62 Residential mortgages.....	\$
1.63 Commercial mortgages.....	\$
1.64 Total mortgages foreclosed and transferred to real estate.....	\$ 0
2. Operating Percentages:	
2.1 A&H loss percent.....
2.2 A&H cost containment percent.....
2.3 A&H expense percent excluding cost containment expenses.....
3.1 Do you act as a custodian for health savings accounts?.....	Yes [] No [X]
3.2 If yes, please provide the amount of custodial funds held as of the reporting date.....	\$
3.3 Do you act as an administrator for health savings accounts?.....	Yes [] No [X]
3.4 If yes, please provide the balance of the funds administered as of the reporting date.....	\$

SCHEDULE S - CEDED REINSURANCE

Showing All New Reinsurance Treaties - Current Year to Date

1 NAIC Company Code	2 ID Number	3 Effective Date	4 Name of Reinsurer	5 Domiciliary Jurisdiction	6 Type of Reinsurance Ceded	7 Type of Reinsurer	8 Certified Reinsurer Rating (1 through 6)	9 Effective Date of Certified Reinsurer Rating
------------------------------	-------------------	------------------------	------------------------	----------------------------------	--------------------------------------	---------------------------	---	---

NONE

First MetLife Investors Insurance Company

SCHEDULE T - PREMIUMS AND ANNUITY CONSIDERATIONS

Allocated by States and Territories

			Direct Business Only					
			Life Contracts		4 Accident and Health Insurance Premiums, Including Policy, Mem- bership and Other Fees	5 Other Considerations	6 Total Columns 2 through 5	7 Deposit-Type Contracts
			2 Life Insurance Premiums	3 Annuity Considerations				
States, Etc.	1 Active Status	Life Insurance Premiums	Annuity Considerations	Accident and Health Insurance Premiums, Including Policy, Mem- bership and Other Fees	Other Considerations	Total Columns 2 through 5	Deposit-Type Contracts	
1. Alabama	AL	N	9,256				9,256	
2. Alaska	AK	N	1,514				1,514	
3. Arizona	AZ	N	78,929	150			79,079	
4. Arkansas	AR	N	5,236	150,000			155,236	
5. California	CA	N	429,952	250			430,202	
6. Colorado	CO	N	39,475				39,475	
7. Connecticut	CT	N	1,015,723	178,846			1,194,569	
8. Delaware	DE	N	18,568				18,568	
9. District of Columbia	DC	N	10,724	127,922			138,646	
10. Florida	FL	N	750,979	1,072,889			1,823,868	
11. Georgia	GA	N	113,766	230,372			344,138	
12. Hawaii	HI	N	10,833				10,833	
13. Idaho	ID	N	1,087				1,087	
14. Illinois	IL	N	84,810				84,810	
15. Indiana	IN	N	19,013	43,773			62,786	
16. Iowa	IA	N	3,321				3,321	
17. Kansas	KS	N	4,399				4,399	
18. Kentucky	KY	N	13,522				13,522	
19. Louisiana	LA	N	7,970				7,970	
20. Maine	ME	N	8,689				8,689	
21. Maryland	MD	N	88,063				88,063	
22. Massachusetts	MA	N	171,393	44,107			215,500	
23. Michigan	MI	N	45,714	44,704			90,418	
24. Minnesota	MN	N	16,304	2,250			18,554	
25. Mississippi	MS	N	3,136				3,136	
26. Missouri	MO	N	11,213				11,213	
27. Montana	MT	N	1,778				1,778	
28. Nebraska	NE	N	1,837				1,837	
29. Nevada	NV	N	73,315	69,514			142,829	
30. New Hampshire	NH	N	14,448				14,448	
31. New Jersey	NJ	N	1,047,975	867,089			1,915,064	
32. New Mexico	NM	N	3,801				3,801	
33. New York	NY	L	61,729,034	80,814,122			142,543,156	170,000
34. North Carolina	NC	N	191,615	89,883			281,498	
35. North Dakota	ND	N					0	
36. Ohio	OH	N	52,311	53,717			106,028	
37. Oklahoma	OK	N	11,860				11,860	
38. Oregon	OR	N	26,101				26,101	
39. Pennsylvania	PA	N	188,270	14,032			202,302	
40. Rhode Island	RI	N	36,062	90,000			126,062	
41. South Carolina	SC	N	88,862	334,807			423,669	
42. South Dakota	SD	N	2,978				2,978	
43. Tennessee	TN	N	44,893	28,904			73,797	
44. Texas	TX	N	173,604	39,073			212,677	
45. Utah	UT	N	15,362				15,362	
46. Vermont	VT	N	21,716				21,716	
47. Virginia	VA	N	99,959				99,959	
48. Washington	WA	N	30,447	50,000			80,447	
49. West Virginia	WV	N	5,104				5,104	
50. Wisconsin	WI	N	22,607				22,607	
51. Wyoming	WY	N	11,186				11,186	
52. American Samoa	AS	N					0	
53. Guam	GU	N					0	
54. Puerto Rico	PR	N	5,053				5,053	
55. US Virgin Islands	VI	N					0	
56. Northern Mariana Islands	MP	N					0	
57. Canada	CAN	N	14,255				14,255	
58. Aggregate Other Alien	OT	XXX	309,269	0	0	0	309,269	0
59. Subtotal	(a)	1	67,187,291	84,346,404	0	0	151,533,695	170,000
90. Reporting entity contributions for employee benefit plans	XXX						0	
91. Dividends or refunds applied to purchase paid-up additions and annuities	XXX		7,673				7,673	
92. Dividends or refunds applied to shorten endowment or premium paying period	XXX						0	
93. Premium or annuity considerations waived under disability or other contract provisions	XXX		2,916				2,916	
94. Aggregate other amounts not allocable by State	XXX		0	2,891,277	0	0	2,891,277	0
95. Totals (Direct Business)	XXX		67,197,880	87,237,681	0	0	154,435,561	170,000
96. Plus reinsurance assumed	XXX						0	
97. Totals (All Business)	XXX		67,197,880	87,237,681	0	0	154,435,561	170,000
98. Less reinsurance ceded	XXX		42,283,069	78,805,727			121,088,796	
99. Totals (All Business) less reinsurance ceded	XXX		24,914,811	8,431,954	(b)	0	33,346,765	170,000

DETAILS OF WRITE-INS

58001. Other Alien	XXX		309,269				309,269	
58002.	XXX						0	
58003.	XXX						0	
58998. Summ. of remaining write-ins for line 58 from overflow page	XXX		0	0	0	0	0	0
58999. Total (Lines 58001 thru 58003 plus 58998) (Line 58 above)	XXX		309,269	0	0	0	309,269	0
9401. Internal Policy Exchanges	XXX			2,891,277			2,891,277	
9402.	XXX						0	
9403.	XXX						0	
9498. Summ. of remaining write-ins for line 94 from overflow page	XXX		0	0	0	0	0	0
9499. Total (Lines 9401 thru 9403 plus 9498) (Line 94 above)	XXX		0	2,891,277	0	0	2,891,277	0

(L) - Licensed or Chartered - Licensed Insurance Carrier or Domiciled RRG; (R) - Registered - Non-domiciled RRGs; (Q) - Qualified - Qualified or Accredited Reinsurer;
 (E) - Eligible - Reporting Entities eligible or approved to write Surplus Lines in the state; (N) - None of the above - Not allowed to write business in the state.

Explanation of basis of allocation by states, etc., of premiums and annuity considerations.

Premiums for Individual Life Policies are distributed according to the address to which the premium notices are sent (if applicable). Considerations for Individual Fixed and Variable Benefit Annuities are distributed according to the state in which the annuitant or owner resides or the address designated as the one to which business communications should be sent (if applicable).

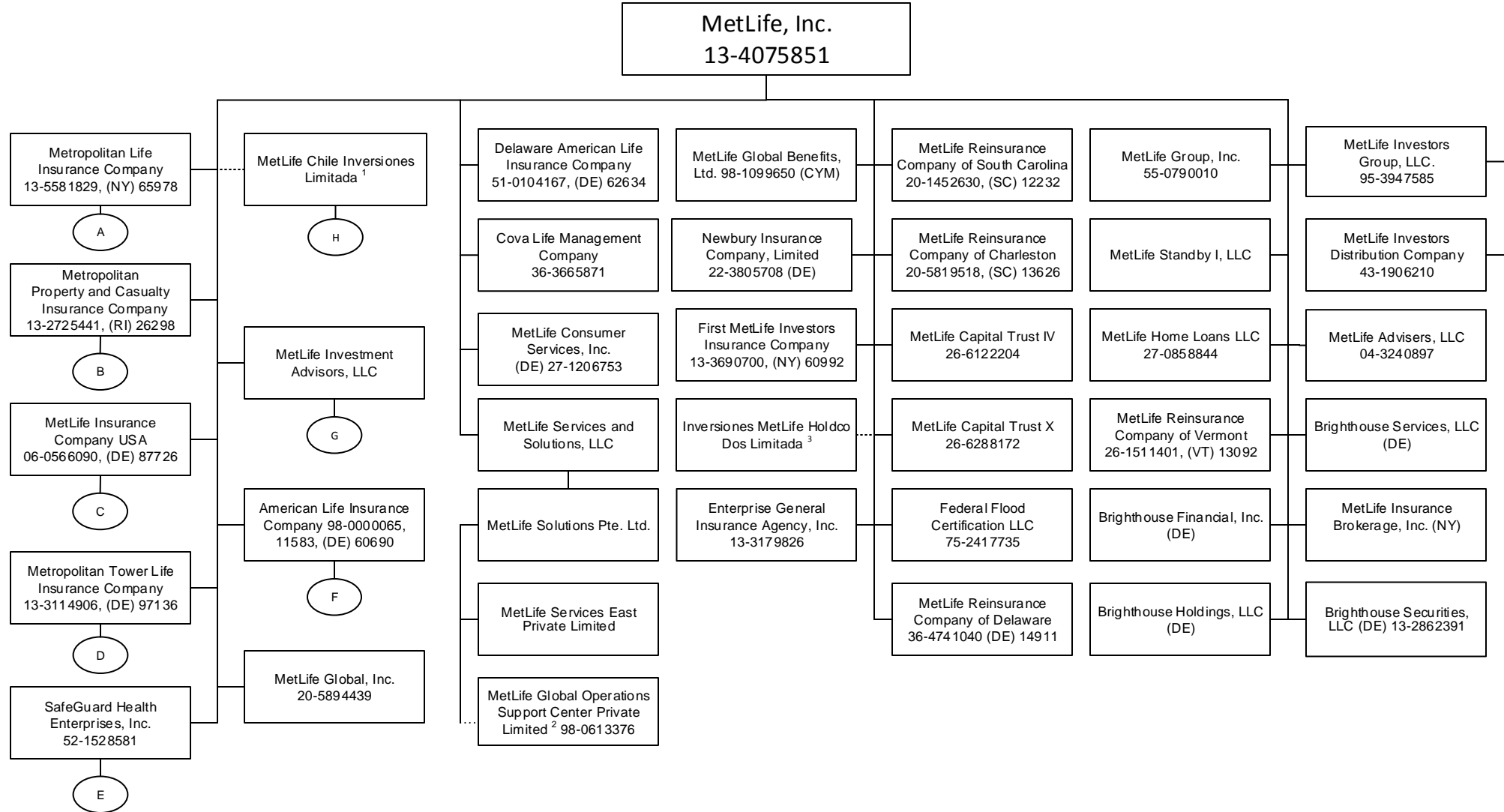
For Group Annuity contracts that are allocable, considerations are generally assigned to the state where the person making the contribution resides (if applicable). For Group Annuity contracts that are not allocable, considerations are assigned to the principal place of business of the contract sponsor (if applicable). Deposit-type funds for group contracts are allocated to the principal place of business of the plan sponsor, typically the employer that has established a pension or profit sharing plan for the benefit of its employees (if applicable). For individual agreements, deposit-type funds are allocated to the residence of the owner of the contract (if applicable).

(a) Insert the number of "L" responses except for Canada and Other Alien.

(b) Column 4 should balance with Exhibit 1, Lines 6.4, 10.4 and 16.4, Cols. 8, 9, and 10, or with Schedule H, Part 1, Column 1, Line 1. Indicate which:

SCHEDULE Y - INFORMATION CONCERNING ACTIVITIES OF INSURER MEMBERS OF A HOLDING COMPANY GROUP

PART 1 - ORGANIZATIONAL CHART

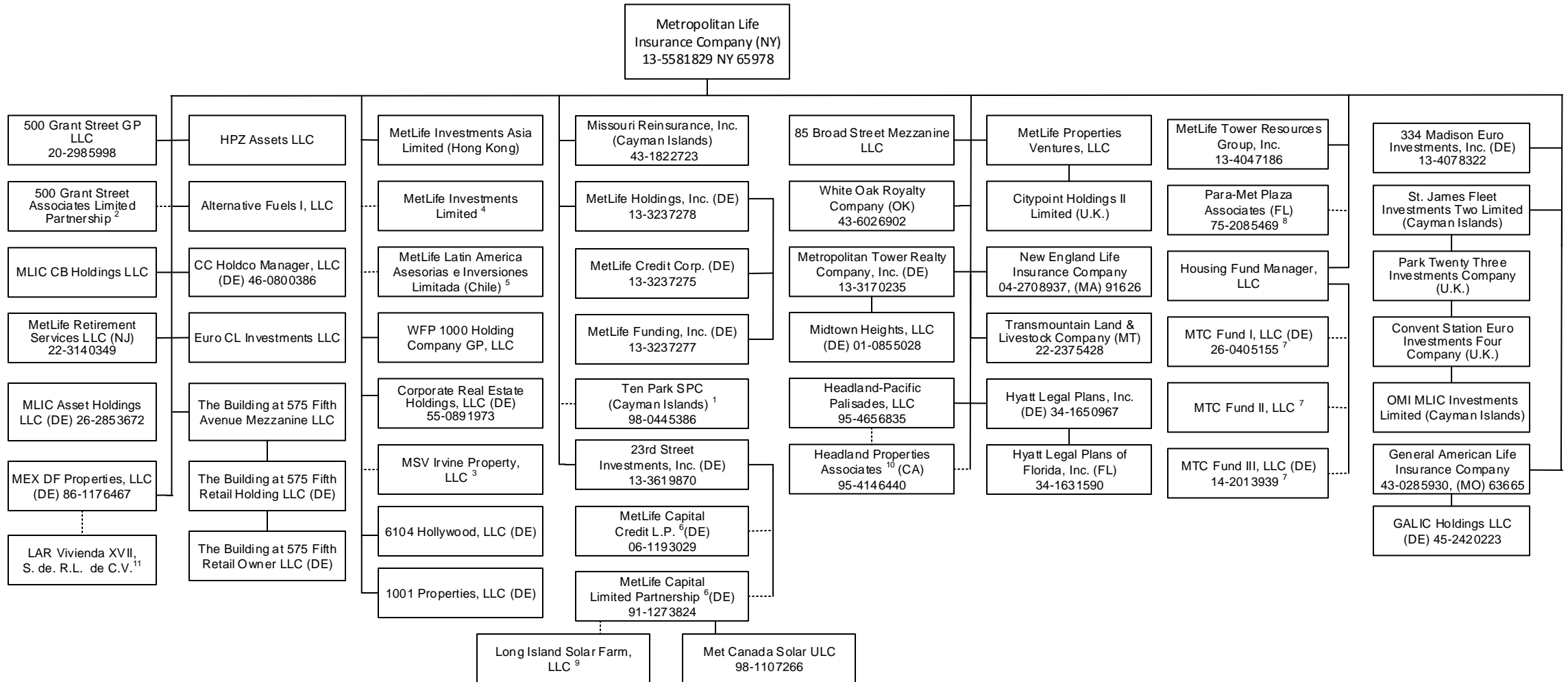


1 72.35109659% is owned by MetLife, Inc., 24.8823628% by American Life Insurance Company, 2.76654057% is owned by Inversiones MetLife Holdco Dos Limitada and 0.00000004% is owned by Natilportem Holdings, LLC.
 2 99.99999% is owned by MetLife Solutions Pte. Ltd. and 0.00001% is owned by Natilportem Holdings, LLC.
 3 99.99946% of Inversiones MetLife Holdco Dos Limitada is owned by MetLife, Inc., 0.000535% is owned by MetLife International Holdings, LLC. and 0.0000054% is owned by Natilportem Holdings, LLC.

SCHEDULE Y - INFORMATION CONCERNING ACTIVITIES OF INSURER MEMBERS OF A HOLDING COMPANY GROUP

PART 1 - ORGANIZATIONAL CHART

A



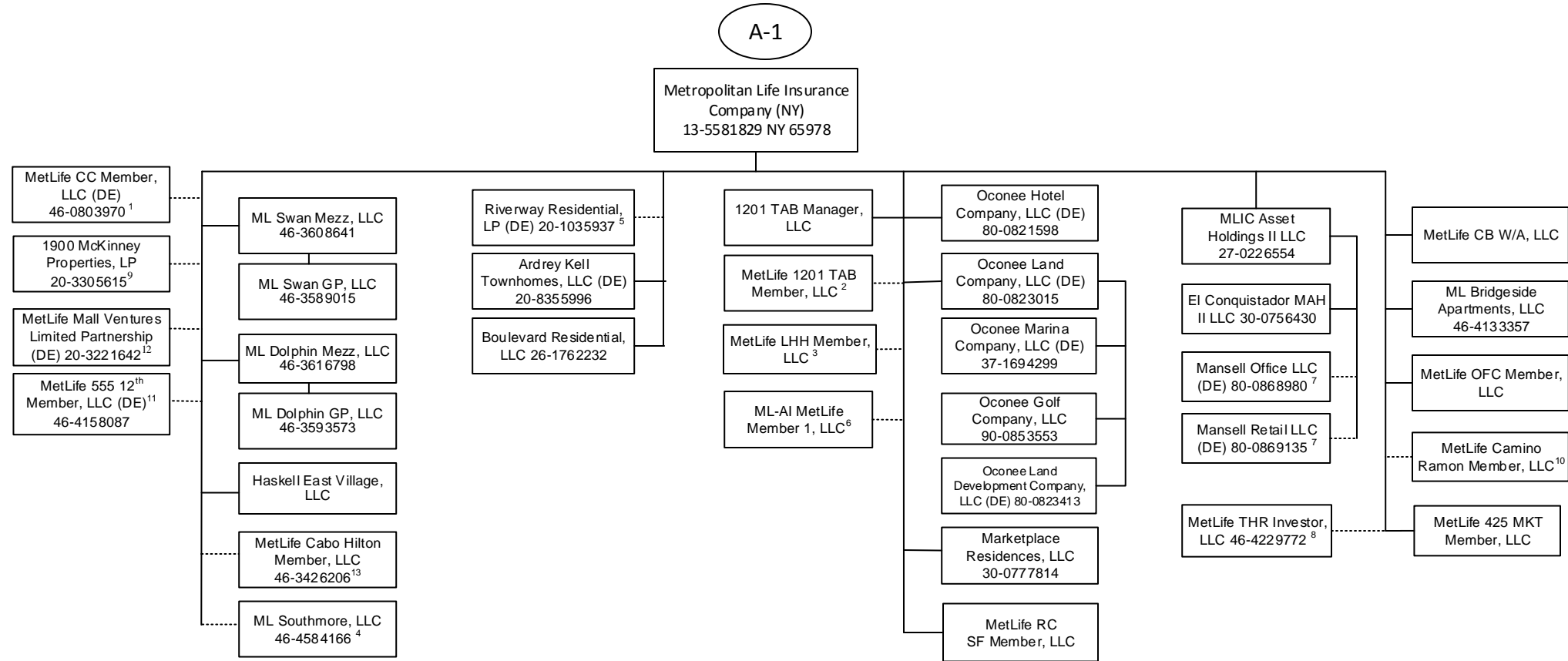
Q12.1

1 1% voting control of Ten Park SPC is held by 23rd Street Investments, Inc.
 2 99% of 500 Grant Street Associates Limited Partnership is held by Metropolitan Life Insurance Company and 1% by 500 Grant Street GP LLC.
 3 4% of MSV Irvine Property, LLC is owned by Metropolitan Tower Realty Company, Inc. and 96% is owned by Metropolitan Life Insurance Company.
 4 23rd Street Investments, Inc. holds one share of MetLife Investments Limited.
 5 23rd Street Investments, Inc. holds .01% of MetLife Latin American Asesorias e Inversiones Limitada.
 6 1% general partnership interest is held by 23rd Street Investment, Inc. and 99% limited partnership interest is held by Metropolitan Life Insurance Company.

7 Housing Fund Manager, LLC is the managing member and the remaining interests are held by a third party member.
 8 75% of the general partnership is held by Metropolitan Life Insurance Company and 25% of the general partnership is held by Metropolitan Tower Realty Company, Inc.
 9 9.61% membership interest is held by MetLife Renewables Holding, LLC and 90.39% membership interest is held by LISF Solar Trust in which MetLife Capital Limited Partnership has a 100% beneficial interest.
 10 Metropolitan Life Insurance Company owns 99% of Headland Properties Associates and Headland-Pacific Palisades, LLC owns the other 1%.
 11 99.99% of LAR Vivienda XVII S. de R.L. de C.V. is owned by MEX DF Properties, LLC and 0.01% is owned by Euro CL Investments LLC.

SCHEDULE Y - INFORMATION CONCERNING ACTIVITIES OF INSURER MEMBERS OF A HOLDING COMPANY GROUP

PART 1 - ORGANIZATIONAL CHART



Q12.2

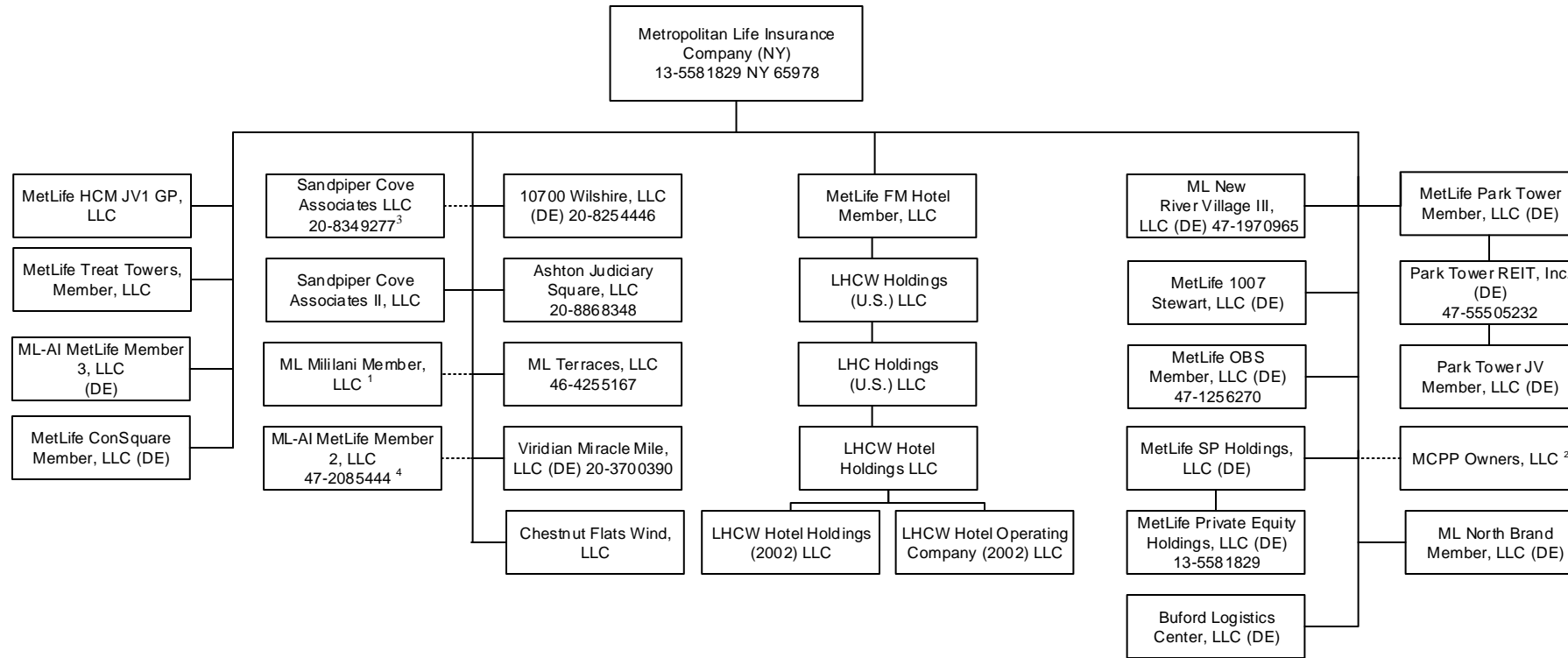
1 95.122% of MetLife CC Member, LLC is held by Metropolitan Life Insurance Company and 4.878% by General American Life Insurance Company.
 2 96.9% of MetLife 1201 TAB Member, LLC is owned by Metropolitan Life Insurance Company and 3.10% is owned by Metropolitan Property and Casualty Insurance Company.
 3 99% of MetLife LHH Member, LLC is owned by Metropolitan Life Insurance Company and 1% General American Life Insurance Company.
 4 99% of ML Southmore, LLC is owned by Metropolitan Life Insurance Company and 1% by General American Life Insurance Company.
 5 99.9% LP Interest of Riverway Residential, LP is owned by Metropolitan Life Insurance Company and .1% GP interest is owned by Metropolitan Tower Realty Company, Inc.
 6 95.199% of the membership interest is owned by Metropolitan Life Insurance Company and 4.801% by Metropolitan Property and Casualty Insurance Company.

7 73.0284% is owned by MLIC Asset Holdings II LLC and 26.9716% is owned by MLIC CB Holdings LLC.
 8 99% of MetLife THR Investor, LLC is owned by Metropolitan Life Insurance Company and 1% by General American Life Insurance Company.
 9 99.9% LP interest of 1900 McKinley Properties, LP is owned by Metropolitan Life Insurance Company and 0.1% GP interest is owned by Metropolitan Tower Realty Company, Inc.
 10 99% of MetLife Camino Ramon Member, LLC is owned by Metropolitan Life Insurance Company and 1% by General American Life Insurance Company USA.
 11 MetLife 555 12th Member, LLC is owned at 94.6% by Metropolitan Life Insurance Company and 5.4% by General American Life Insurance Company.
 12 99% LP interest of MetLife Mall Ventures Limited Partnership is owned by Metropolitan Life Insurance Company and 1% GP interest is owned by Metropolitan Tower Realty Company, Inc.
 13 54.129% of MetLife Cabo Hilton Member, LLC is owned by Metropolitan Life Insurance Company, 28.971% by MetLife Insurance Company USA and 16.9% by General American Life Insurance Company.

SCHEDULE Y - INFORMATION CONCERNING ACTIVITIES OF INSURER MEMBERS OF A HOLDING COMPANY GROUP

PART 1 - ORGANIZATIONAL CHART

A-2



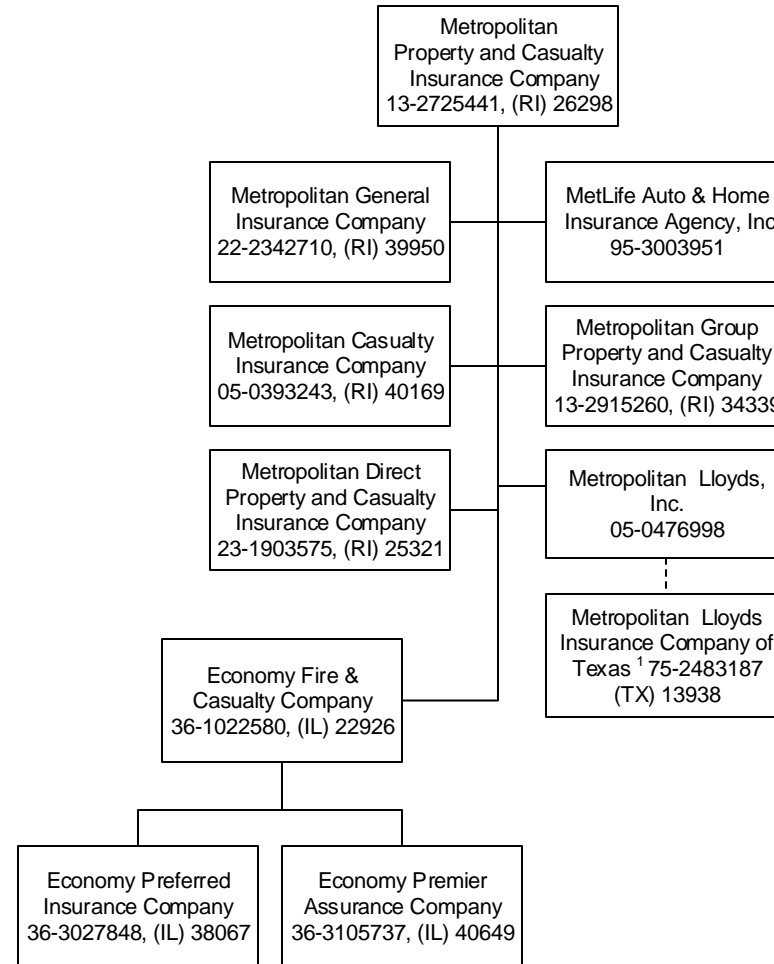
- 1 ML Mililani Member, LLC is owned at 95% by Metropolitan Life Insurance Company and 5% by General American Life Insurance Company.
- 2 MCPP Owners, LLC is owned at 84.503% by Metropolitan Life Insurance Company, 0.603% by General American Life Insurance Company, 1.616% by Metropolitan Tower Life Insurance Company, 13.278% by MTL Leasing, LLC.
- 3 90.59% of the membership interest is owned by Metropolitan Life Insurance Company and 9.41% of the membership interest is owned by Metropolitan Tower Realty Company, Inc.
- 4 98.97% of ML-AI MetLife Member 2, LLC is owned by Metropolitan Life Insurance Company and 1.03% by General American Life Insurance Company.

Q12.3

SCHEDULE Y - INFORMATION CONCERNING ACTIVITIES OF INSURER MEMBERS OF A HOLDING COMPANY GROUP

PART 1 - ORGANIZATIONAL CHART

B

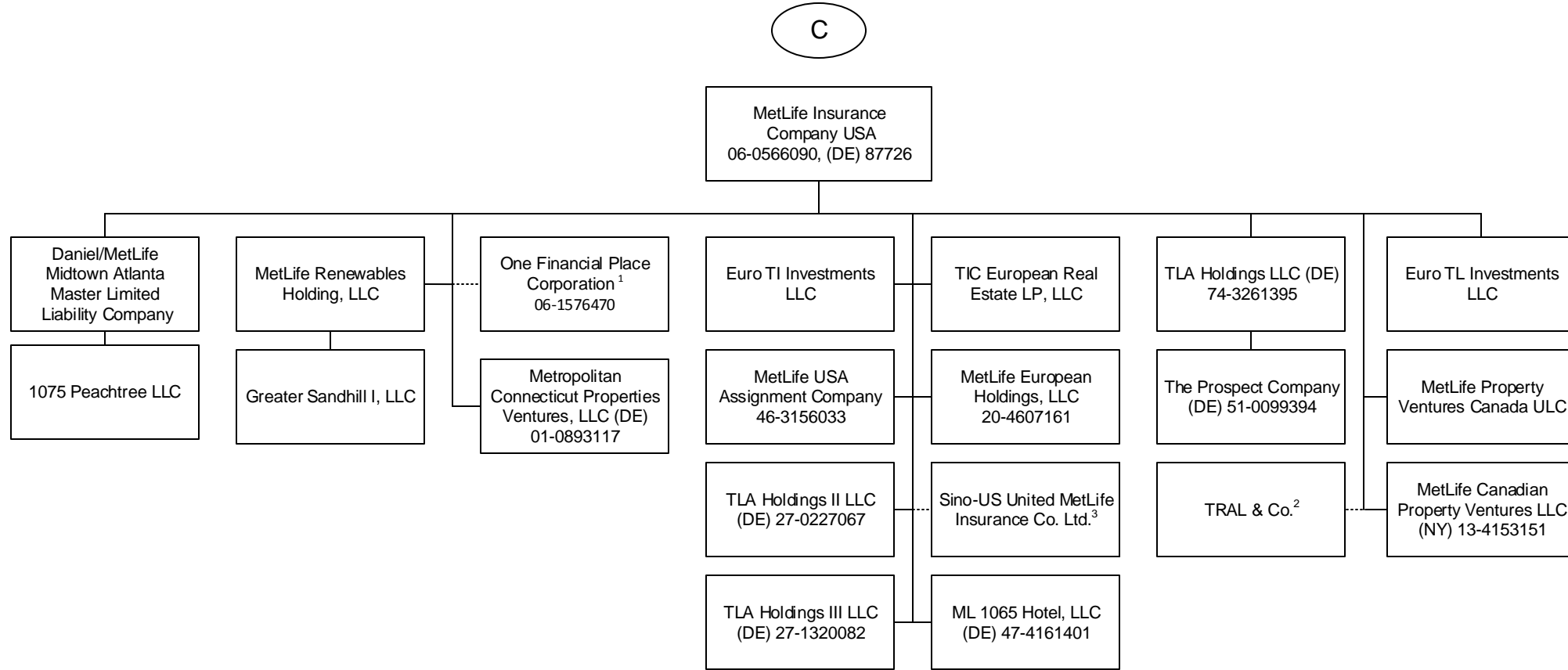


¹ Metropolitan Lloyds Insurance Company of Texas, an affiliated association, provides automobile, homeowner and related insurance for the Texas market. It is an association of individuals designated as underwriters. Metropolitan Lloyds, Inc., a subsidiary of Metropolitan Property and Casualty Insurance Company, serves as the attorney-in-fact and manages the association.

Q12.4

SCHEDULE Y - INFORMATION CONCERNING ACTIVITIES OF INSURER MEMBERS OF A HOLDING COMPANY GROUP

PART 1 - ORGANIZATIONAL CHART



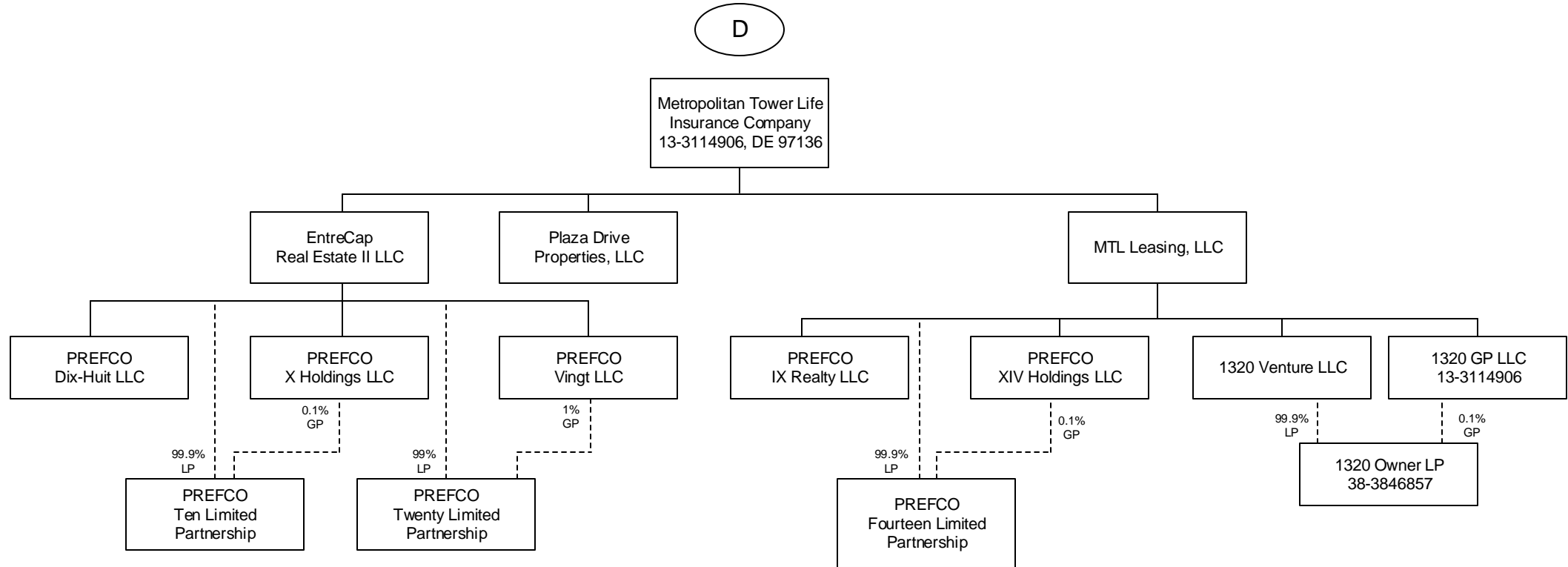
1 100% is owned, in the aggregate, by MetLife Insurance Company USA.

2 TRAL & Co. is a general partnership. Its partners are MetLife Insurance Company USA and Metropolitan Life Insurance Company.

3 Sino-US United MetLife Insurance Co. Ltd. is owned at 27.8% by MetLife Insurance Company USA, 22.2% by Metropolitan Life Insurance Company and 50% by a third party.

SCHEDULE Y - INFORMATION CONCERNING ACTIVITIES OF INSURER MEMBERS OF A HOLDING COMPANY GROUP

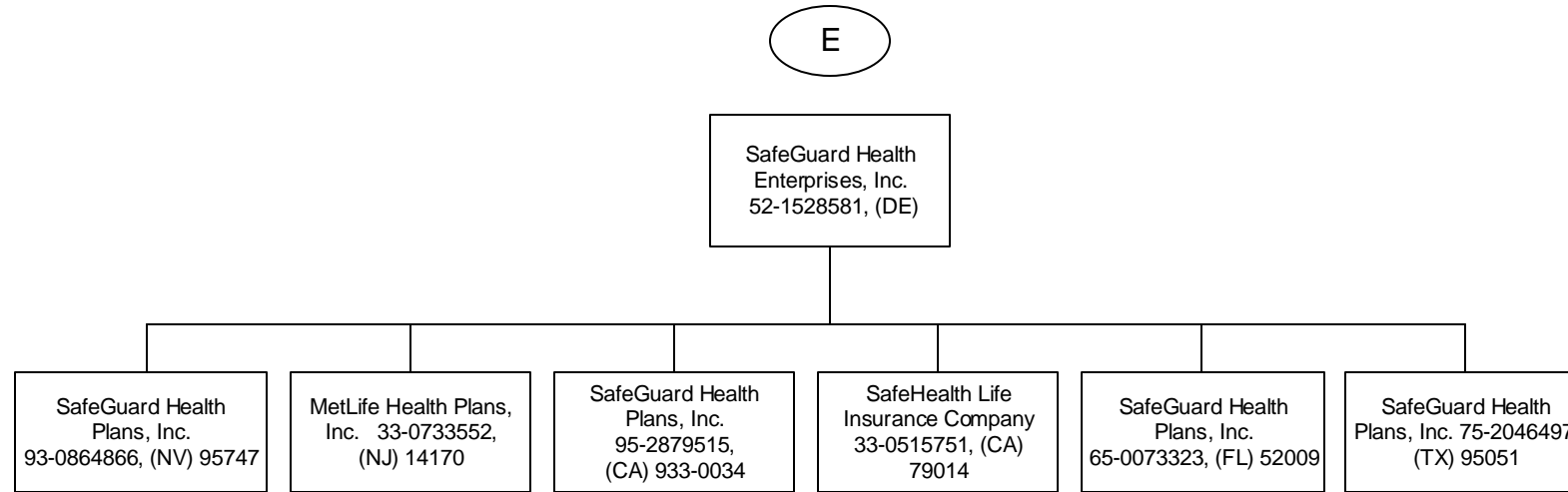
PART 1 - ORGANIZATIONAL CHART



Q12.6

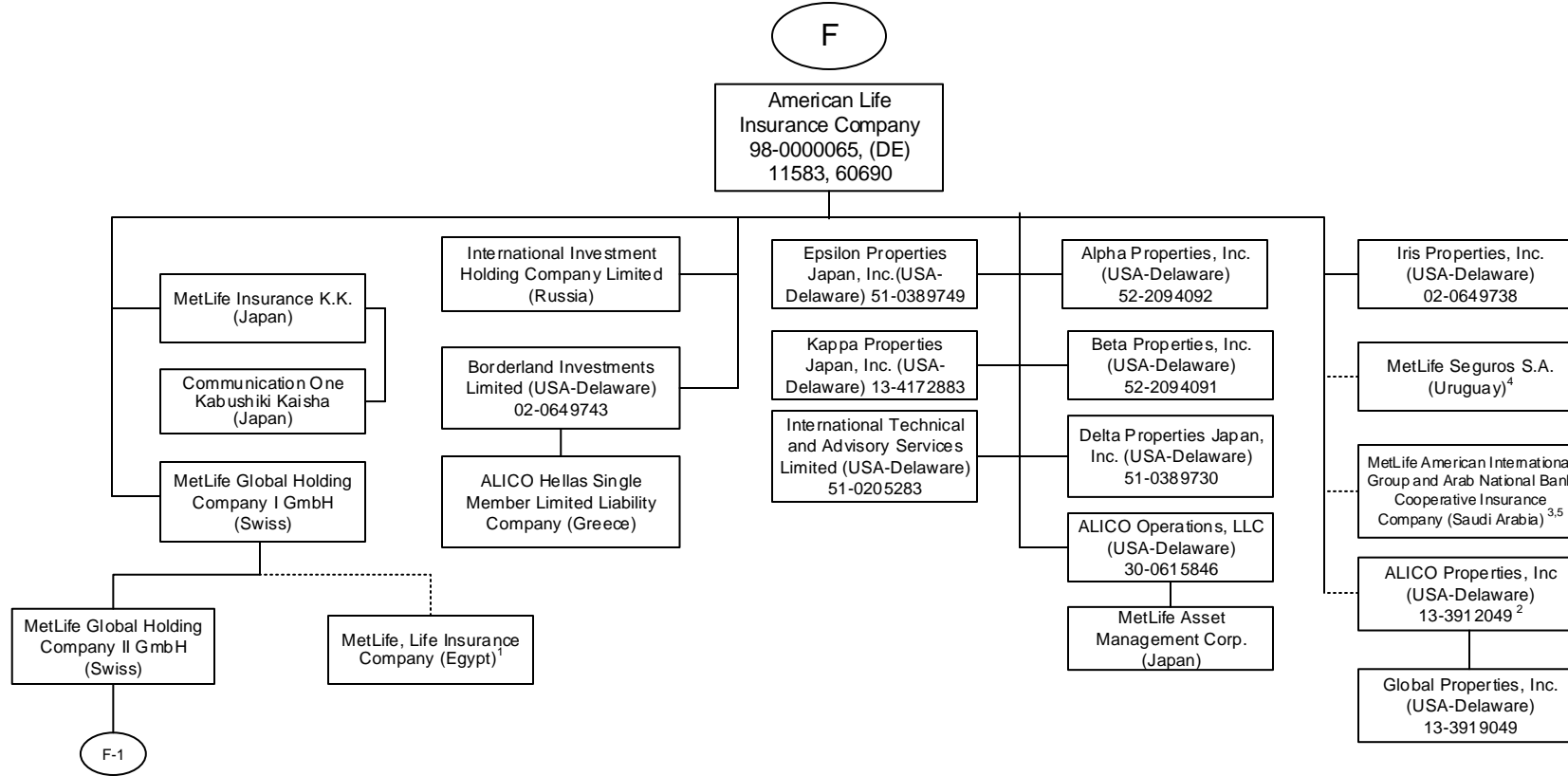
SCHEDULE Y - INFORMATION CONCERNING ACTIVITIES OF INSURER MEMBERS OF A HOLDING COMPANY GROUP

PART 1 - ORGANIZATIONAL CHART



SCHEDULE Y - INFORMATION CONCERNING ACTIVITIES OF INSURER MEMBERS OF A HOLDING COMPANY GROUP

PART 1 - ORGANIZATIONAL CHART



Q12.8

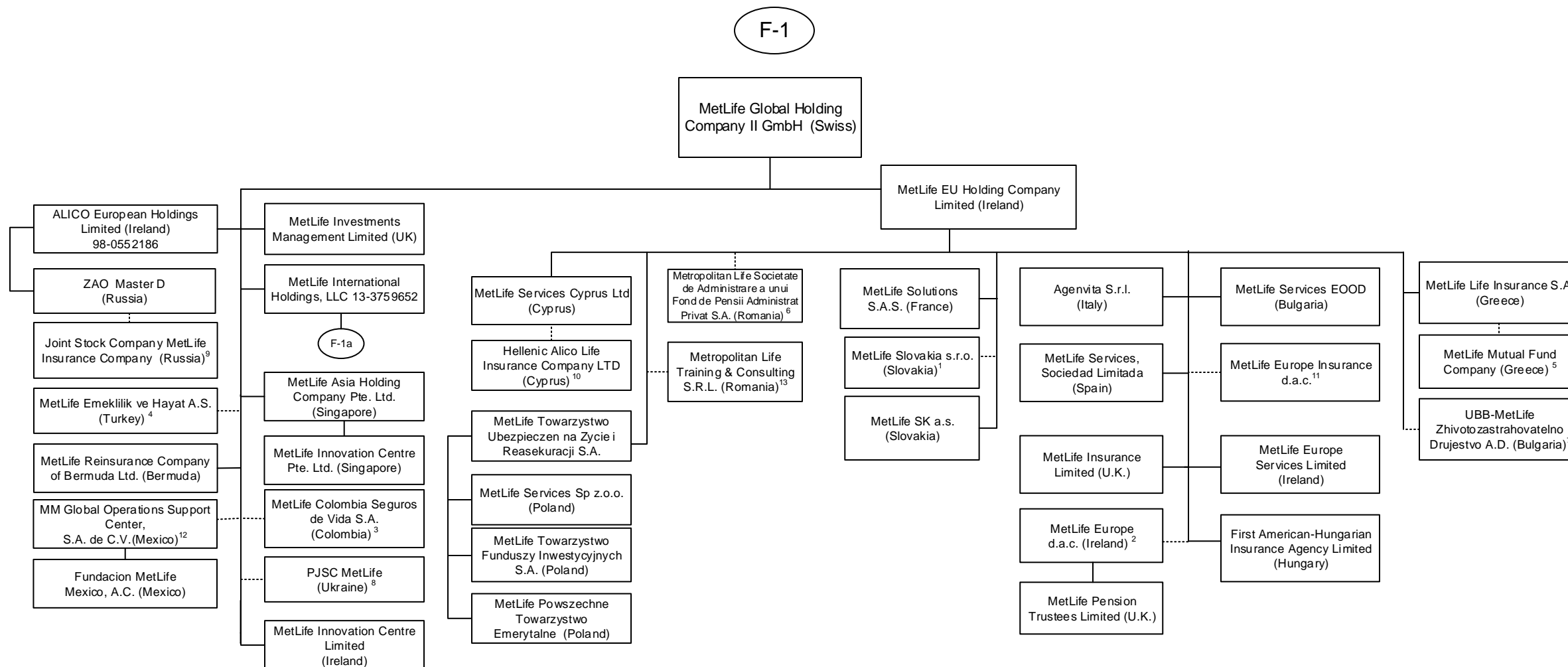
1 84.125% of MetLife, Life Insurance Company is owned by MetLife Global Holding Company I GmbH and the remaining interest by third parties.
 2 51% of ALICO Properties, Inc. is owned by American Life Insurance Company and the remaining interest by third parties.
 3 The Delaware Department of Insurance approved a disclaimer of affiliation and therefore, this company is not considered an affiliate under Delaware Law.

4 74.9187% MetLife Seguros S.A. (Uruguay) is owned by American Life Insurance Company, 25.0798% is owned by MetLife, Inc. and 0.0015% by third party (Oscar Schmidt).
 5 30% of MetLife, American International Group and Arab National Bank Cooperative Insurance Company is owned by American Life Insurance Company and the remaining interest by third parties.

SCHEDULE Y - INFORMATION CONCERNING ACTIVITIES OF INSURER MEMBERS OF A HOLDING COMPANY GROUP

PART 1 - ORGANIZATIONAL CHART

Q12.9

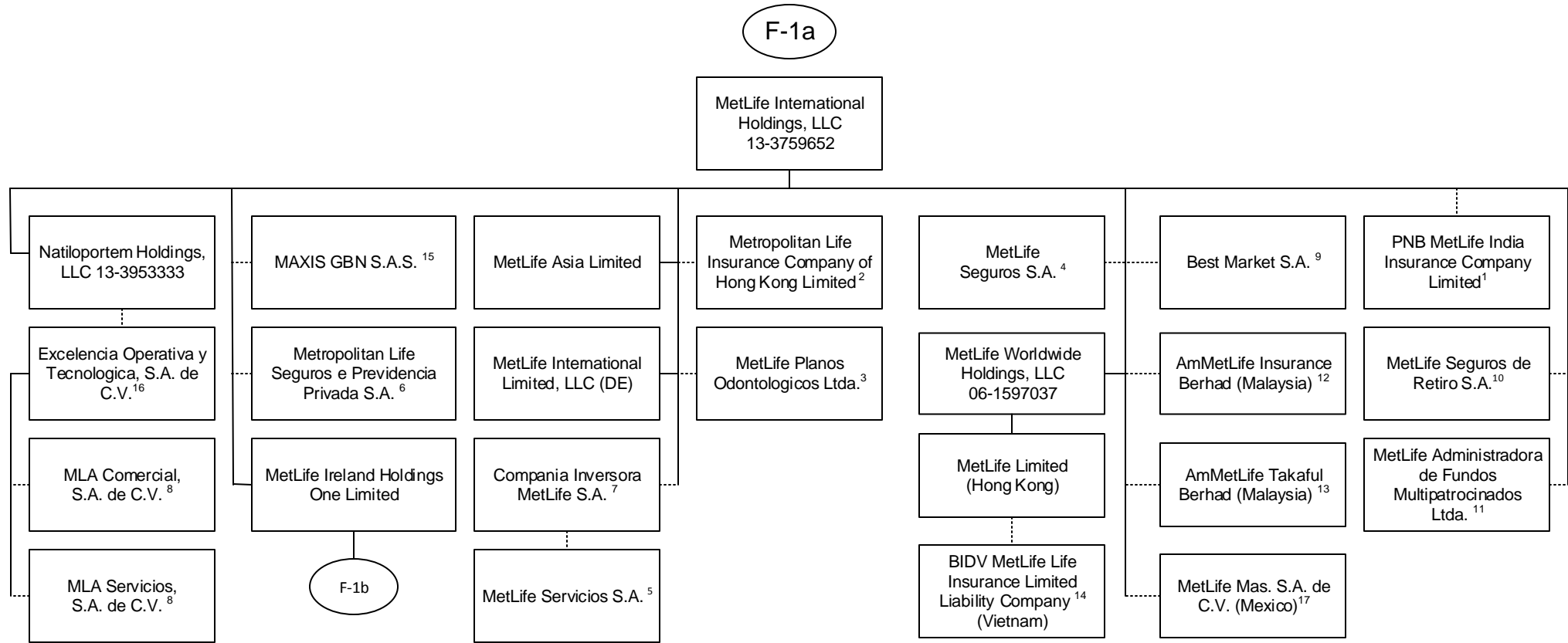


1 99.956% of MetLife Slovakia s.r.o. is owned by MetLife EU Holding Company Limited and 0.044% is owned by International Technical and Advisory Services Limited.
 2 MetLife Europe d.a.c. is held by MetLife EU Holding Company Limited at 96.0031504%, American Life Insurance Company at 3.9967583%, and International Technical and Advisory Services at .000913% interest in this entity.
 3 89.999663% of MetLife Colombia Seguros de Vida S.A. is owned by MetLife Global Holding Company II GmbH, 10.000295% is owned by MetLife Global Holding Company I GmbH, International Technical and Advisory Services Limited, Borderland Investments Limited, MetLife International Holdings, LLC and Natloportem Holdings, LLC each owns 0.000014%.
 4 99.98% of MetLife Emeklilik ve Hayat A.S. is owned by MetLife Global Holding Company II GmbH (Swiss) and the remaining by third parties.
 5 90% of MetLife Mutual Fund Company is owned by MetLife Life Insurance S.A. and the remaining interest by a third party.
 6 99.9836% of Metropolitan Life Societate de Administrare a unui Fond de Pensii Administrat Privat S.A. is owned by MetLife EU Holding Company Limited and 0.0164% by MetLife Services Sp z.o.o.

7 40% of UBB-MetLife Zhivotozastrahovatelno Drujestvo AD is owned by MetLife EU Holding Company Limited and the remaining by third parties
 8 99.9988% of PJSC MetLife is owned by MetLife Global Holding Company II GmbH, .0006% is owned by International Technical and Advisory Services Limited and the remaining .0006% is owned by Borderland Investments Limited.
 9 ZAO Master D owns 51% of Joint Stock Company MetLife Insurance Company and MetLife Global Holding Company II GmbH owns the other 49%.
 10 27.5% of Hellenic Alico Life Insurance Company Ltd. is owned by MetLife Services Cyprus Ltd (Cyprus) and the remaining by a third party.
 11 MetLife Europe Insurance d.a.c. is held by MetLife EU Holding Company Limited at 93% and the remaining 7% is held by American Life Insurance Company.
 12 99.999509% of MM Global Operations Support Center S.A. de C.V. (Mexico) is held by MetLife Global Holding Company II GmbH (Swiss) and 0.000491% is held by MetLife Global Holding Company I GmbH (Swiss).
 13 99.99% of Metropolitan Life Training & Consulting S.R.L. is owned by MetLife EU Holding Company limited and the remaining 0.01% is owned by MetLife Global Holding Company II GmbH.

SCHEDULE Y - INFORMATION CONCERNING ACTIVITIES OF INSURER MEMBERS OF A HOLDING COMPANY GROUP

PART 1 - ORGANIZATIONAL CHART



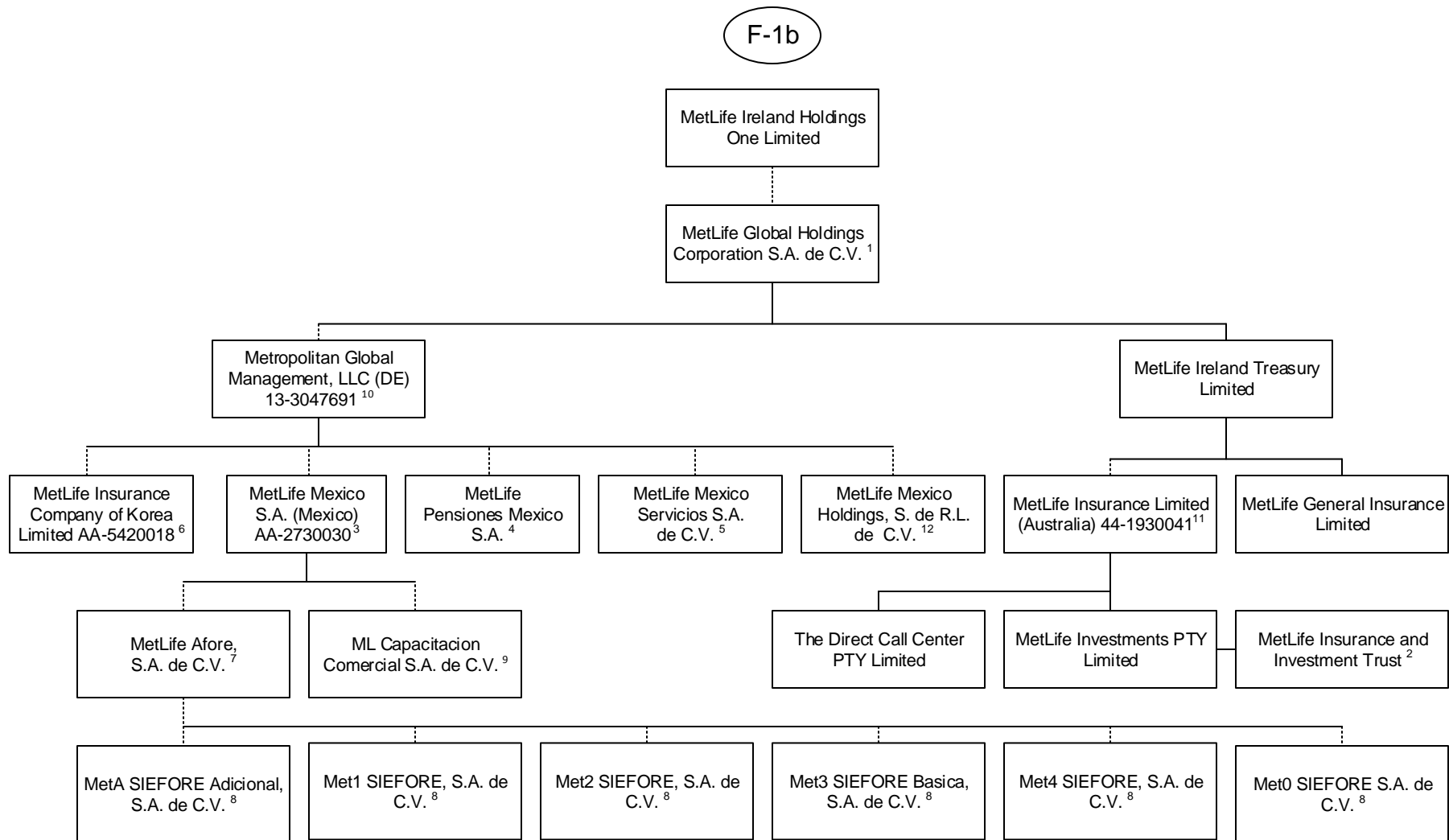
1 26% is owned by MetLife International Holdings, LLC and 74% is owned by third parties.
 2 99.99935% is owned by MetLife International Holdings, LLC and 0.00065% is owned by Natiloportem Holdings, LLC.
 3 99.999% is owned by MetLife International Holdings, LLC and .001% is owned by Natiloportem Holdings, LLC.
 4 95.5242% is owned by MetLife International Holdings, LLC and 2.6753% is owned by Natiloportem Holdings, LLC, and 1.8005% is owned by International Technical and Advisory Services Limited.
 5 18.87% of the shares of MetLife Servicios S.A. are held by Compania Inversora MetLife S.A., 79.88% is owned by MetLife Seguros S.A., .99% is held by Natiloportem Holdings, LLC and .26% is held by MetLife Seguros de Retiro S.A.
 6 66.662% is owned by MetLife International Holdings, LLC, 33.337% is owned by MetLife Worldwide Holdings, LLC and 0.001% is owned by Natiloportem Holdings, LLC.
 7 95.46% is owned by MetLife International Holdings, LLC and 4.54% is owned by Natiloportem Holdings, LLC.
 8 99% is owned by Excelencia Operativa y Tecnologica, S.A de C.V. and 1% is owned by MetLife Mexico Servicios S.A. de C.V.

9 5% of the shares are held by Natiloportem Holdings, LLC and 95% is owned by MetLife International Holdings, LLC.
 10 96.8897% is owned by MetLife International Holdings, LLC, 3.1102% is owned by Natiloportem Holdings, and .0001% is owned by International Technical and Advisory Services Limited.
 11 99.99998% of MetLife Administradora de Fondos Multipatrocinados Ltda. is owned by MetLife International Holdings, LLC and .00002% by Natiloportem Holdings, LLC.
 12 50.000001% of AmMetLife Insurance Berhad is owned by MetLife International Holdings, LLC and the remainder by a third party.
 13 49.999999% of AmMetLife Takaful Berhad is owned by MetLife International Holdings, LLC and the remainder by a third party.
 14 60% of BIDV MetLife Life Insurance Limited Liability Company is held by MetLife Limited (Hong Kong) and the remainder by third parties.
 15 50% of MAXIS GBN S.A.S. is held by MetLife International Holdings, LLC and the remainder by third parties.
 16 99% of Excelencia Operativa y Tecnologica, S.A. de C.V. is held by Natiloportem Holdings, LLC and 1% by MetLife Mexico Servicios S.A. de C.V.
 17 99.99964399% MetLife Mas, SA de CV is owned by MetLife International Holdings, LLC and .00035601% is owned by International Technical and Advisory Services Limited.

Q12.10

SCHEDULE Y - INFORMATION CONCERNING ACTIVITIES OF INSURER MEMBERS OF A HOLDING COMPANY GROUP

PART 1 - ORGANIZATIONAL CHART



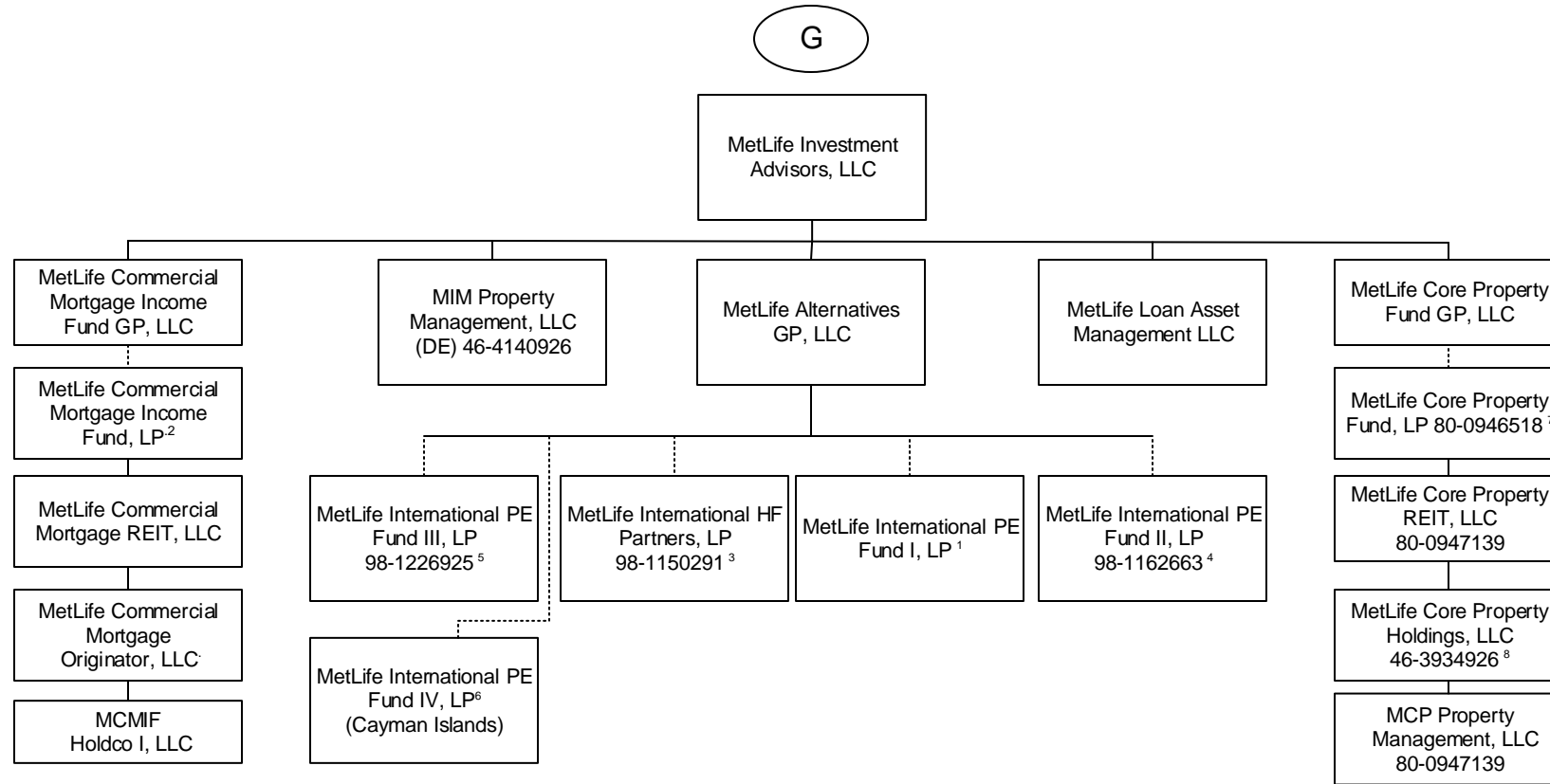
1 98.9% is owned by MetLife Ireland Holdings One Limited and 1.1% is owned by MetLife International Limited, LLC.
 2 MetLife Insurance and Investment Trust is a trust vehicle, the trustee of which is MetLife Investments PTY Limited ("MIPL"). MIPL is a wholly owned subsidiary of MetLife Insurance Limited.
 3 99.050271% is owned by Metropolitan Global Management, LLC and .949729% is owned by MetLife International Holdings, LLC.
 4 97.5125% is owned by Metropolitan Global Management, LLC and 2.4875% is owned by MetLife International Holdings, LLC.
 5 98% is owned by Metropolitan Global Management, LLC and 2% is owned by MetLife International Holdings, LLC.
 6 14.64% is owned by MetLife Mexico, S.A. and 85.36% is owned by Metropolitan Global Management, LLC.

7 99.99% is owned by MetLife Mexico S.A. (Mexico) and .01% is owned by MetLife Pensiones S.A.
 8 99.99% is owned by MetLife Afore, S.A. de C.V. and .01% is owned by MetLife Mexico S.A. (Mexico).
 9 99% is owned by MetLife Mexico S.A. and 1% is owned by MetLife Mexico Servicios, S.A. de C.V.
 10 99.7% is owned by MetLife Global Holdings Corporation S.A. de C.V. and 0.3% is owned by MetLife International Holdings, LLC.
 11 91.16468% of MetLife Insurance Limited (Australia) is owned by MetLife Ireland Treasury Limited and 8.83532% by MetLife Global Holdings Corp. S.A. de C.V.
 12. 99.99995% is owned by Metropolitan Global Management, LLC, and the remainder is owned by Execlencia Operativa y Tecnologica, S.A. de C.V.

Q12.11

SCHEDULE Y - INFORMATION CONCERNING ACTIVITIES OF INSURER MEMBERS OF A HOLDING COMPANY GROUP

PART 1 - ORGANIZATIONAL CHART



Q12.12

1 92.593% of the Limited partnership interests of this entity is owned by MetLife Insurance K.K, 4.115% is owned by MetLife Mexico S.A., 2.716% by MetLife Limited (Hong Kong) and the remaining 0.576% is owned by Metropolitan Life Insurance Company of Hong Kong Limited.

2 MetLife Commercial Mortgage Income Fund GP, LLC is the general partner of MetLife Commercial Mortgage Income Fund, LP (the "Fund"). A majority of the limited partnership interests in the Fund are held by third parties. The following affiliates hold a minority share of the limited partnership interests in the Fund: Metropolitan Life Insurance Company owns 28.87%, MetLife Insurance Company USA owns 9.62%, MetLife Insurance Co. of Korea, Limited owns 5.71%, MetLife Limited owns 3.64%, and Metropolitan Life Insurance Company of Hong Kong Limited owns .77%.

3 88.22% of the Limited partnership interests of this entity is owned by MetLife Insurance K.K (Japan), 9.47% is owned by MetLife Insurance Company of Korea Limited, 2.29% is owned by MetLife Limited (Hong Kong) and 0.02% is owned by MetLife Alternatives, GP.

4 94.54% of the limited partnership interest of MetLife International PE Fund II, LP is owned by MetLife Insurance K.K. (Japan), 2.77% is owned by MetLife Limited (Hong Kong), 2.1% is owned by MetLife Mexico, S.A. and 0.59% is owned by Metropolitan Life Insurance Company Hong Kong Limited.

5 88.93% of the limited partnership interest of MetLife International PE Fund III, LP is owned by MetLife Insurance K.K. (Japan), 7.91% is owned by MetLife Insurance Company of Korea Limited, 2.61% is owned by MetLife Limited (Hong Kong) and 0.55% is owned by Metropolitan Life Insurance Company Hong Kong Limited.

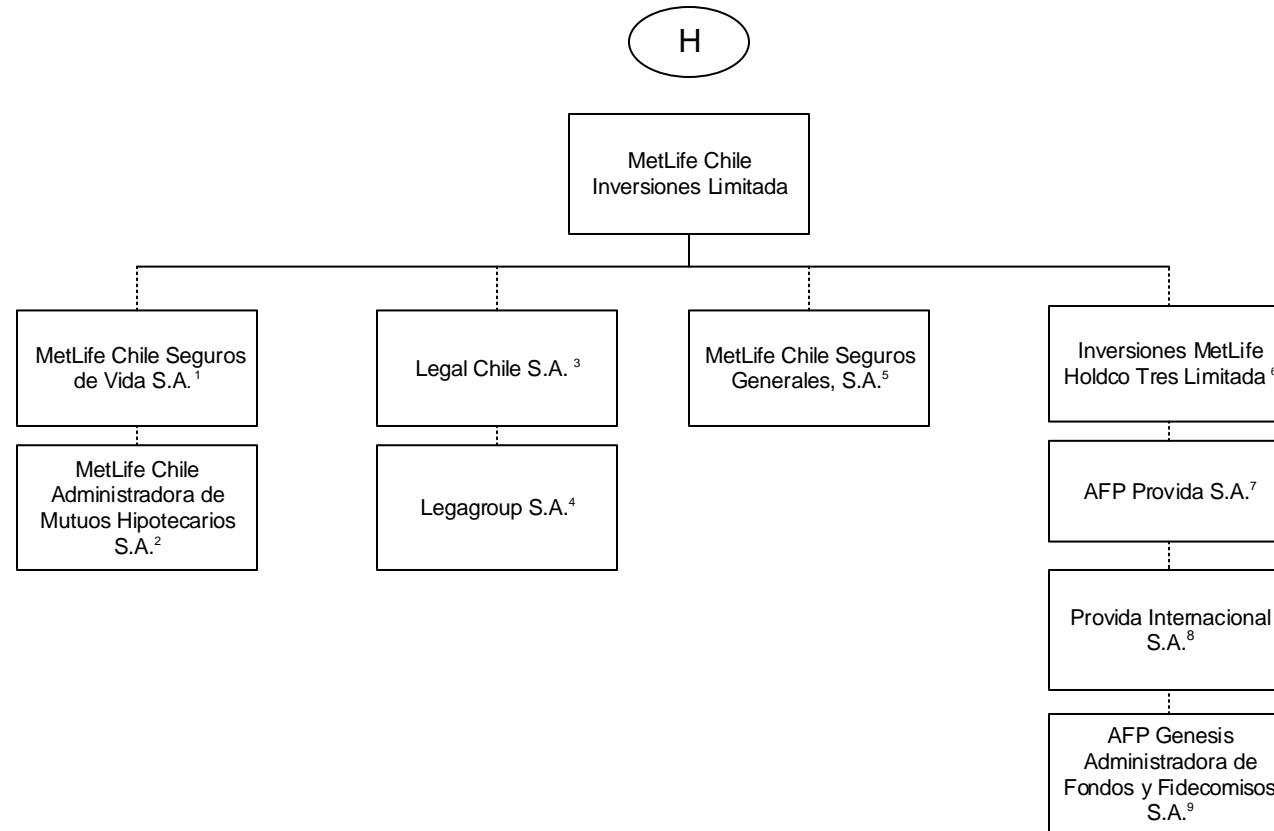
6 94.70% of the limited partnership interests of MetLife International PE Fund IV, LP is owned by MetLife Insurance K.K, 3.79% is owned by MetLife Insurance Company of Korea Limited, 1.51% is owned by MetLife Limited (Hong Kong).

7 MetLife Core Property Fund GP, LLC is the general partner of MetLife Core Property Fund, LP (the "Fund"). A substantial majority of the limited partnership interests in the Fund are held by third parties. The following affiliates hold a minority share of the limited partnership interests in the Fund: Metropolitan Life Insurance Company owns 20.06%, Metropolitan Life insurance Company (on behalf of Separate Account 746) owns 3.24%, MetLife Insurance Company of Korea Limited owns 2.91%, General American Life Insurance Company owns 0.07% and MetLife Insurance Company USA owns 0.14%.

8 MetLife Core Property Holdings, LLC holds the following single-property limited liability companies: MCP 7 Riverway, LLC, MCP SoCal Industry-Redondo, LLC, MCP SoCal Industrial-Bernardo, LLC, MCP SoCal Industrial-Canyon, LLC, MCP SoCal Industrial-Anaheim, LLC, MCP SoCal Industrial-LAX, LLC, MCP SoCal Industrial-Fullerton, LLC, MCP SoCal Industrial-Ontario, LLC, MCP SoCal Industrial-Loker, LLC, MCP Paragon Point, LLC, MCP 4600 South Syracuse, LLC, MCP The Palms Doral, LLC, MCP Waterford Atrium, LLC, MCP EnV Chicago, LLC, MCP 100 Congress, LLC, MCP 1900 McKinney, LLC, MCP 550 West Washington, LLC, MCP Main Street Village, LLC, MCP Lodge At Lakecrest, LLC, MCP Ashton South End, LLC, MCP 3040 Post Oak, LLC, MCP Plaza at Legacy, LLC, MCP VOA Holdings, LLC, MCP VOA I & III, LLC, MCP VOA II, LLC, MCP 9020 Murphy Road, LLC, MCP Trimble Campus, LLC, MCP Highland Park Lender, LLC, MCP Property Management, LLC, MCP One Westside, LLC, MCP SoCal Industrial-Springdale, LLC, MCP SoCal Industrial-Concourse, LLC, MCP SoCal Industrial Kellwood, LLC, MCP Denver Pavilions Member, LLC., MCP Acquisition, LLC, MCP Buford Logistics Center 2 Member LLC, MCP DMCBP Phase II Member LLC, MCP 60th 11th Street Member, LLC, MCP Magnolia Park Member, LLC, MCP Fife Enterprise Member, LLC, MCP Alley 24 East, LLC, MCP Northyards Holdco, LLC, MCP Northyards Owner, LLC, MCP Northyards Master Lessee, LLC, 60 11th Street, LLC, Magnolia Park Greenville Venture, LLC, Magnolia Park Greenville, LLC, and MetLife Core Property TRS, LLC,

SCHEDULE Y - INFORMATION CONCERNING ACTIVITIES OF INSURER MEMBERS OF A HOLDING COMPANY GROUP

PART 1 - ORGANIZATIONAL CHART



Q12.13

1 99.997% is held by MetLife Chile Inversiones Limitada and .003% by International Technical and Advisory Services Limited.

2 99.9% is held by MetLife Chile Seguros de Vida S.A. and 0.1% by MetLife Chile Inversiones Limitada.

3 51% of Legal Chile S.A. is owned by MetLife Chile Inversiones Limitada and the remainder by a third party.

4 99% of Legagroup S.A. is owned by Legal Chile S.A. and the remainder by a third party.

5 99.98% of MetLife Chile Seguros Generales, S.A. is owned by MetLife Chile Inversiones Limitada and 0.02% by Inversiones MetLife Holdco Dos Limitada.

6 97.13% of Inversiones MetLife Holdco Tres Limitada is owned by MetLife Chile Inversiones Limitada and 2.87% is owned by Inversiones MetLife Holdco Dos Limitada.

7 42.3815% of AFP Provida S.A. is owned by Inversiones MetLife Holdco Dos Limitada, 42.3815% owned by Inversiones MetLife Holdco Tres Limitada and 10.9224% by MetLife Chile Inversiones Limitada and the remainder is owned by the public

8 99.99% of Provida Internacional S.A. is owned by AFP Provida S.A. and .01% by MetLife Chile Inversiones Limitada.

9 99.9% of AFP Genesis Administradora de Fondos y Fidecomisos S.A. is owned by Provida Internacional S.A. and 0.1% by Inversiones Previsionales S.A.

SCHEDULE Y - INFORMATION CONCERNING ACTIVITIES OF INSURER MEMBERS OF A HOLDING COMPANY GROUP

PART 1 - ORGANIZATIONAL CHART

- 1) The voting securities (excluding directors' qualifying shares, if any) of each subsidiary shown on the organizational chart are 100% owned by their respective parent corporation, unless otherwise indicated.
- 2) The Metropolitan Money Market Pool and MetLife Intermediate Income Pool are pass-through investments pools, of which Metropolitan Life Insurance Company and/or its subsidiaries and/or affiliates are general partners.
- 3) The MetLife, Inc. organizational chart does not include real estate joint ventures and partnerships of which MetLife, Inc. and/or its subsidiaries is an investment partner. In addition, certain inactive subsidiaries have also been omitted.
- 4) MetLife Services EEIG is a cost-sharing mechanism used in European Union for European Union-affiliated members.

SCHEDULE Y

PART 1A - DETAIL OF INSURANCE HOLDING COMPANY SYSTEM

1	2	3	4	5	6	7	8	9	10	11	12	13	14	15
Group Code	Group Name	NAIC Company Code	ID Number	Federal RSSD	CIK	Name of Securities Exchange if Publicly Traded (U.S. or International)	Names of Parent, Subsidiaries or Affiliates	Domiciliary Location	Relationship to Reporting Entity	Directly Controlled by (Name of Entity/Person)	Type of Control (Ownership Board, Management Attorney-in-Fact, Influence, Other)	If Control is Ownership Provide Percentage	Ultimate Controlling Entity(ies)/Person(s)	*
Members														
0241	MetLife	00000	13-4075851	2945824	1099219	NYSE, ISE	MetLife, Inc.	DE	UDP	Board of Directors	Board of Directors		Board of Directors	
0241	MetLife	65978	13-5581829	1583845	937834	ISE	Metropolitan Life Insurance Company	NY	IA	MetLife, Inc.	Ownership	100.000	MetLife, Inc.	
0241	MetLife	00000	20-2985998				500 Grant Street GP, LLC	DE	NIA	Metropolitan Life Insurance Company	Ownership	100.000	MetLife, Inc.	
0241	MetLife	00000					500 Grant Street Associates Limited Partnership	CT	NIA	Metropolitan Life Insurance Company	Ownership	99.000	MetLife, Inc.	
0241	MetLife	00000					500 Grant Street Associates Limited Partnership	CT	NIA	500 Grant Street GP LLC	Ownership	1.000	MetLife, Inc.	
0241	MetLife	00000	22-3140349				MetLife Retirement Services LLC	NJ	NIA	Metropolitan Life Insurance Company	Ownership	100.000	MetLife, Inc.	
0241	MetLife	00000	13-2862391				BrightHouse Securities, LLC	DE	NIA	MetLife, Inc.	Ownership	100.000	MetLife, Inc.	
0241	MetLife	00000					MLIC CB Holdings LLC	DE	NIA	Metropolitan Life Insurance Company	Ownership	100.000	MetLife, Inc.	
0241	MetLife	00000					HPZ Assets LLC	DE	NIA	Metropolitan Life Insurance Company	Ownership	100.000	MetLife, Inc.	
0241	MetLife	00000					Alternative Fuels I, LLC	DE	NIA	Metropolitan Life Insurance Company	Ownership	100.000	MetLife, Inc.	
0241	MetLife	00000	46-0800386				CC Holdco Manager, LLC	DE	NIA	Metropolitan Life Insurance Company	Ownership	100.000	MetLife, Inc.	
0241	MetLife	00000	13-5581829				MetLife Private Equity Holdings, LLC	DE	NIA	MetLife SP Holdings, LLC	Ownership	100.000	MetLife, Inc.	
0241	MetLife	00000					Euro CL Investments LLC	DE	NIA	Metropolitan Life Insurance Company	Ownership	100.000	MetLife, Inc.	
0241	MetLife	00000					1001 Properties, LLC	DE	NIA	Metropolitan Life Insurance Company	Ownership	100.000	MetLife, Inc.	
0241	MetLife	00000					6104 Hollywood, LLC	DE	NIA	Metropolitan Life Insurance Company	Ownership	100.000	MetLife, Inc.	
0241	MetLife	00000					The Building at 575 Fifth Avenue Mezzanine LLC	DE	NIA	Metropolitan Life Insurance Company	Ownership	100.000	MetLife, Inc.	
0241	MetLife	00000					The Building at 575 Fifth Retail Holding LLC	DE	NIA	The Building at 575 Fifth Avenue Mezzanine LLC	Ownership	100.000	MetLife, Inc.	
0241	MetLife	00000					The Building at 575 Fifth Retail Owner LLC	DE	NIA	The Building at 575 Fifth Retail Holding LLC	Ownership	100.000	MetLife, Inc.	
0241	MetLife	00000	20-8254446				10700 Wilshire, LLC	DE	NIA	Metropolitan Life Insurance Company	Ownership	100.000	MetLife, Inc.	
0241	MetLife	00000					Sandpiper Cove Associates II, LLC	DE	NIA	Metropolitan Life Insurance Company	Ownership	100.000	MetLife, Inc.	
0241	MetLife	00000					ML Mililani Member, LLC	DE	NIA	Metropolitan Life Insurance Company	Ownership	95.000	MetLife, Inc.	
0241	MetLife	00000					ML Mililani Member, LLC	DE	NIA	General American Life Insurance Company	Ownership	5.000	MetLife, Inc.	
0241	MetLife	00000					ML North Brand Member	DE	NIA	Metropolitan Life Insurance Company	Ownership	100.000	MetLife, Inc.	
0241	MetLife	00000	47-5228317				MCPP Owners, LLC	DE	NIA	Metropolitan Life Insurance Company	Ownership	84.503	MetLife, Inc.	
0241	MetLife	00000	47-5228317				MCPP Owners, LLC	DE	NIA	General American Life Insurance Company	Ownership	0.603	MetLife, Inc.	
0241	MetLife	00000	47-5228317				MCPP Owners, LLC	DE	NIA	Metropolitan Tower Life Insurance Company	Ownership	1.616	MetLife, Inc.	
0241	MetLife	00000	47-5228317				MCPP Owners, LLC	DE	NIA	MTL Leasing, LLC	Ownership	13.278	MetLife, Inc.	
0241	MetLife	00000	20-3700390				Viridian Miracle Mile, LLC	DE	NIA	Metropolitan Life Insurance Company	Ownership	100.000	MetLife, Inc.	
0241	MetLife	00000	98-1107266				MetLife Canada Solar ULC	CAN	NIA	MetLife Capital, Limited Partnership	Ownership	100.000	MetLife, Inc.	
0241	MetLife	00000		4275534			MetLife Investments Asia Limited (Hong Kong)	HKG	NIA	Metropolitan Life Insurance Company	Ownership	100.000	MetLife, Inc.	
0241	MetLife	00000		4254427			MetLife Investments Limited (UK)	GBR	NIA	Metropolitan Life Insurance Company	Ownership	99.000	MetLife, Inc.	
0241	MetLife	00000		4254427			MetLife Investments Limited (UK)	GBR	NIA	23rd Street Investments, Inc.	Ownership	1.000	MetLife, Inc.	

Q13

SCHEDULE Y

PART 1A - DETAIL OF INSURANCE HOLDING COMPANY SYSTEM

1	2	3	4	5	6	7	8	9	10	11	12	13	14	15
Group Code	Group Name	NAIC Company Code	ID Number	Federal RSSD	CIK	Name of Securities Exchange if Publicly Traded (U.S. or International)	Names of Parent, Subsidiaries or Affiliates	Domiciliary Location	Relationship to Reporting Entity	Directly Controlled by (Name of Entity/Person)	Type of Control (Ownership Board, Management Attorney-in-Fact, Influence, Other)	If Control is Ownership Provide Percentage	Ultimate Controlling Entity(ies)/Person(s)	*
0241	MetLife	00000		4254445			MetLife Latin America Asesorias e Inversiones Limitada (Chile)	CHL	NIA	Metropolitan Life Insurance Company	Ownership	99.990	MetLife, Inc.	
0241	MetLife	00000		4254445			MetLife Latin America Asesorias e Inversiones Limitada (Chile)	CHL	NIA	23rd Street Investments, Inc.	Ownership	0.010	MetLife, Inc.	
0241	MetLife	00000	86-1176467				MEX DF Properties, LLC	DE	NIA	Metropolitan Life Insurance Company	Ownership	100.000	MetLife, Inc.	
0241	MetLife	00000					LAR Vivienda XVII, S. de. R. L. de C.V.	MEX	NIA	MEX DF Properties, LLC	Ownership	99.990	MetLife, Inc.	
0241	MetLife	00000					LAR Vivienda XVII, S. de. R. L. de C.V.	MEX	NIA	Euro CL Investments LLC	Ownership	0.010	MetLife, Inc.	
0241	MetLife	00000	55-0891973				Corporate Real Estate Holdings, LLC	DE	NIA	Metropolitan Life Insurance Company	Ownership	100.000	MetLife, Inc.	
0241	MetLife	00000					WFP 1000 Holding Company GP, LLC	DE	NIA	Metropolitan Life Insurance Company	Ownership	100.000	MetLife, Inc.	
0241	MetLife	00000					MSV Irvine Property, LLC	DE	NIA	Metropolitan Life Insurance Company	Ownership	96.000	MetLife, Inc.	
0241	MetLife	00000					MSV Irvine Property, LLC	DE	NIA	Metropolitan Tower Realty Company, Inc.	Ownership	4.000	MetLife, Inc.	
0241	MetLife	00000	98-0445386	4254696			Ten Park SPC	CYM	NIA	Metropolitan Life Insurance Company	Ownership	99.000	MetLife, Inc.	
0241	MetLife	00000	98-0445386	4254696			Ten Park SPC	CYM	NIA	23rd Street Investments, Inc.	Ownership	1.000	MetLife, Inc.	
0241	MetLife	00000	13-3619870				23rd Street Investments, Inc.	DE	NIA	Metropolitan Life Insurance Company	Ownership	100.000	MetLife, Inc.	
0241	MetLife	00000	06-1193029				MetLife Capital Credit L.P.	DE	NIA	Metropolitan Life Insurance Company	Ownership	99.000	MetLife, Inc.	
0241	MetLife	00000	06-1193029				MetLife Capital Credit L.P.	DE	NIA	23rd Street Investments, Inc.	Ownership	1.000	MetLife, Inc.	
0241	MetLife	00000	91-1273824				MetLife Capital, Limited Partnership	DE	NIA	Metropolitan Life Insurance Company	Ownership	99.000	MetLife, Inc.	
0241	MetLife	00000	91-1273824				MetLife Capital, Limited Partnership	DE	NIA	23rd Street Investments, Inc.	Ownership	1.000	MetLife, Inc.	
0241	MetLife	00000					Long Island Solar Farm, LLC	DE	NIA	MetLife Renewables Holding, LLC	Ownership	9.610	MetLife, Inc.	
0241	MetLife	00000					Long Island Solar Farm, LLC	DE	NIA	MetLife Capital, Limited Partnership	Ownership	90.390	MetLife, Inc.	
0241	MetLife	00000	43-1822723	4275507			Missouri Reinsurance, Inc.	CYM	IA	Metropolitan Life Insurance Company	Ownership	100.000	MetLife, Inc.	
0241	MetLife	00000	13-3237278				MetLife Holdings, Inc.	DE	NIA	Metropolitan Life Insurance Company	Ownership	100.000	MetLife, Inc.	
0241	MetLife	00000	13-3237275				MetLife Credit Corp.	DE	NIA	MetLife Holdings, Inc. (DE)	Ownership	100.000	MetLife, Inc.	
0241	MetLife	00000	13-3237277				MetLife Funding, Inc.	DE	NIA	MetLife Holdings, Inc. (DE)	Ownership	100.000	MetLife, Inc.	
0241	MetLife	00000					85 Broad Street Mezzanine LLC	DE	NIA	Metropolitan Life Insurance Company	Ownership	100.000	MetLife, Inc.	
0241	MetLife	00000	46-5563450				Buford Logistics Center, LLC	DE	NIA	Metropolitan Life Insurance Company	Ownership	100.000	MetLife, Inc.	
0241	MetLife	00000					MetLife Park Tower Member, LLC	DE	NIA	Metropolitan Life Insurance Company	Ownership	100.000	MetLife, Inc.	
0241	MetLife	00000	47-5505232				Park Tower REIT, Inc.	DE	NIA	MetLife Park Tower Member, LLC	Ownership	100.000	MetLife, Inc.	
0241	MetLife	00000					Park Tower JV Member, LLC	DE	NIA	Park Tower REIT, Inc.	Ownership	100.000	MetLife, Inc.	
0241	MetLife	00000	13-3170235				Metropolitan Tower Realty Company, Inc.	DE	NIA	Metropolitan Life Insurance Company	Ownership	100.000	MetLife, Inc.	
0241	MetLife	00000	01-0855028				Midtown Heights, LLC	DE	NIA	Metropolitan Tower Realty Company, Inc.	Ownership	100.000	MetLife, Inc.	
0241	MetLife	00000	95-4656835				Headland-Pacific Palisades, LLC	CA	NIA	Metropolitan Life Insurance Company	Ownership	100.000	MetLife, Inc.	
0241	MetLife	00000	95-4146440				Headland Properties Associates	CA	NIA	Metropolitan Life Insurance Company	Ownership	99.000	MetLife, Inc.	
0241	MetLife	00000	95-4146440				Headland Properties Associates	CA	NIA	Headland-Pacific Palisades, LLC	Ownership	1.000	MetLife, Inc.	
0241	MetLife	00000	43-6026902				White Oak Royalty Company	OK	NIA	Metropolitan Life Insurance Company	Ownership	100.000	MetLife, Inc.	
0241	MetLife	00000	30-0777814				Marketplace Residences, LLC	DE	NIA	Metropolitan Life Insurance Company	Ownership	100.000	MetLife, Inc.	
0241	MetLife	00000	26-2853672				MLIC Asset Holdings LLC	DE	NIA	Metropolitan Life Insurance Company	Ownership	100.000	MetLife, Inc.	

Q13.1

SCHEDULE Y

PART 1A - DETAIL OF INSURANCE HOLDING COMPANY SYSTEM

1	2	3	4	5	6	7	8	9	10	11	12	13	14	15
Group Code	Group Name	NAIC Company Code	ID Number	Federal RSSD	CIK	Name of Securities Exchange if Publicly Traded (U.S. or International)	Names of Parent, Subsidiaries or Affiliates	Domiciliary Location	Relationship to Reporting Entity	Directly Controlled by (Name of Entity/Person)	Type of Control (Ownership Board, Management Attorney-in-Fact, Influence, Other)	If Control is Ownership Provide Percentage	Ultimate Controlling Entity(ies)/Person(s)	*
0241	MetLife	00000					MetLife Properties Ventures, LLC	DE	NIA	Metropolitan Life Insurance Company	Ownership	100.000	MetLife, Inc.	
0241	MetLife	00000					Citypoint Holdings II Limited (UK)	GBR	NIA	MetLife Properties Ventures, LLC	Ownership	100.000	MetLife, Inc.	
0241	MetLife	91626	04-2708937		1030011		New England Life Insurance Company	MA	IA	Metropolitan Life Insurance Company	Ownership	100.000	MetLife, Inc.	
0241	MetLife	00000	22-2375428				Transmountain Land & Livestock Company	MT	NIA	Metropolitan Life Insurance Company	Ownership	100.000	MetLife, Inc.	
0241	MetLife	00000	34-1650967				Hyatt Legal Plans, Inc.	DE	NIA	Metropolitan Life Insurance Company	Ownership	100.000	MetLife, Inc.	
0241	MetLife	00000	34-1631590				Hyatt Legal Plans of Florida, Inc.	FL	NIA	Hyatt Legal Plans, Inc.	Ownership	100.000	MetLife, Inc.	
0241	MetLife	00000	27-0226554				MLIC Asset Holdings II LLC	DE	NIA	Metropolitan Life Insurance Company	Ownership	100.000	MetLife, Inc.	
0241	MetLife	00000	30-0756430				El Conquistador MAH II LLC	DE	NIA	MLIC Asset Holdings II LLC	Ownership	100.000	MetLife, Inc.	
0241	MetLife	00000	80-0868980				Mansell Office LLC	DE	NIA	MLIC Asset Holdings II LLC	Ownership	73.028	MetLife, Inc.	
0241	MetLife	00000	80-0868980				Mansell Office LLC	DE	NIA	MLIC CB Holdings LLC	Ownership	26.972	MetLife, Inc.	
0241	MetLife	00000	80-0869135				Mansell Retail LLC	DE	NIA	MLIC Asset Holdings II LLC	Ownership	73.028	MetLife, Inc.	
0241	MetLife	00000	80-0869135				Mansell Retail LLC	DE	NIA	MLIC CB Holdings LLC	Ownership	26.972	MetLife, Inc.	
0241	MetLife	00000					MetLife RC SF Member, LLC	DE	NIA	Metropolitan Life Insurance Company	Ownership	100.000	MetLife, Inc.	
0241	MetLife	00000	20-3221642				MetLife Mall Ventures Limited Partnership	DE	NIA	Metropolitan Life Insurance Company	Ownership	99.000	MetLife, Inc.	
0241	MetLife	00000	20-3221642				MetLife Mall Ventures Limited Partnership	DE	NIA	Metropolitan Tower Realty Company, Inc.	Ownership	1.000	MetLife, Inc.	
0241	MetLife	00000	20-8868348				Ashton Judiciary Square, LLC	DE	NIA	Metropolitan Life Insurance Company	Ownership	100.000	MetLife, Inc.	
0241	MetLife	00000	20-8349277				Sandpiper Cove Associates, LLC	DE	NIA	Metropolitan Life Insurance Company	Ownership	90.590	MetLife, Inc.	
0241	MetLife	00000	20-8349277				Sandpiper Cove Associates, LLC	DE	NIA	Metropolitan Tower Realty Company, Inc.	Ownership	9.410	MetLife, Inc.	
0241	MetLife	00000	20-3305615				1900 McKinney Properties, LP	DE	NIA	Metropolitan Life Insurance Company	Ownership	99.900	MetLife, Inc.	
0241	MetLife	00000	20-3305615				1900 McKinney Properties, LP	DE	NIA	Metropolitan Tower Realty Company, Inc.	Ownership	0.100	MetLife, Inc.	
0241	MetLife	00000	13-4047186				MetLife Tower Resources Group, Inc.	DE	NIA	Metropolitan Life Insurance Company	Ownership	100.000	MetLife, Inc.	
0241	MetLife	00000	75-2085469				Para-Met Plaza Associates	FL	NIA	Metropolitan Life Insurance Company	Ownership	75.000	MetLife, Inc.	
0241	MetLife	00000	75-2085469				Para-Met Plaza Associates	FL	NIA	Metropolitan Tower Realty Company, Inc.	Ownership	25.000	MetLife, Inc.	
0241	MetLife	00000					Housing Fund Manager, LLC	DE	NIA	Metropolitan Life Insurance Company	Ownership	100.000	MetLife, Inc.	
0241	MetLife	00000	26-0405155				MTC Fund I, LLC	DE	NIA	Housing Fund Manager, LLC	Management		MetLife, Inc.	
0241	MetLife	00000					MTC Fund II, LLC	DE	NIA	Housing Fund Manager, LLC	Management		MetLife, Inc.	
0241	MetLife	00000	14-2013939				MTC Fund III, LLC	DE	NIA	Housing Fund Manager, LLC	Management		MetLife, Inc.	
0241	MetLife	00000	13-4078322				334 Madison Euro Investments, Inc.	DE	NIA	Metropolitan Life Insurance Company	Ownership	100.000	MetLife, Inc.	
0241	MetLife	00000		4254454			St. James Fleet Investments Two Limited	CYM	NIA	Metropolitan Life Insurance Company	Ownership	100.000	MetLife, Inc.	
0241	MetLife	00000		4254472			Park Twenty Three Investments Company (UK)	GBR	NIA	St. James Fleet Investments Two Limited	Ownership	100.000	MetLife, Inc.	
0241	MetLife	00000		4254481			Convent Station Euro Investments Four Company (UK)	GBR	NIA	Park Twenty Three Investments Company	Ownership	100.000	MetLife, Inc.	
0241	MetLife	00000		4254520			OMI MLIC Investments Limited	CYM	NIA	Convent Station Euro Investments Four Company	Ownership	100.000	MetLife, Inc.	
0241	MetLife	63665	43-0285930		728240		General American Life Insurance Company	MO	IA	Metropolitan Life Insurance Company	Ownership	100.000	MetLife, Inc.	
0241	MetLife	00000	45-2420223				GALIC Holdings LLC	DE	NIA	General American Life Insurance Company	Ownership	100.000	MetLife, Inc.	

Q13.2

SCHEDULE Y

PART 1A - DETAIL OF INSURANCE HOLDING COMPANY SYSTEM

1	2	3	4	5	6	7	8	9	10	11	12	13	14	15
Group Code	Group Name	NAIC Company Code	ID Number	Federal RSSD	CIK	Name of Securities Exchange if Publicly Traded (U.S. or International)	Names of Parent, Subsidiaries or Affiliates	Domiciliary Location	Relationship to Reporting Entity	Directly Controlled by (Name of Entity/Person)	Type of Control (Ownership Board, Management Attorney-in-Fact, Influence, Other)	If Control is Ownership Provide Percentage	Ultimate Controlling Entity(ies)/Person(s)	*
0241	MetLife	00000	46-3608641				ML Swan Mezz, LLC	DE	NIA	Metropolitan Life Insurance Company	Ownership	100.000	MetLife, Inc.	
0241	MetLife	00000	46-3589015				ML Swan GP, LLC	DE	NIA	ML Swan Mezz, LLC	Ownership	100.000	MetLife, Inc.	
0241	MetLife	00000	46-3616798				ML Dolphin Mezz, LLC	DE	NIA	Metropolitan Life Insurance Company	Ownership	100.000	MetLife, Inc.	
0241	MetLife	00000	46-3593573				ML Dolphin GP, LLC	DE	NIA	ML Dolphin Mezz, LLC	Ownership	100.000	MetLife, Inc.	
0241	MetLife	00000					Haskell East Village, LLC	DE	NIA	Metropolitan Life Insurance Company	Ownership	100.000	MetLife, Inc.	
0241	MetLife	00000	46-3426206				MetLife Cabo Hilton Member, LLC	DE	NIA	Metropolitan Life Insurance Company	Ownership	54.129	MetLife, Inc.	
0241	MetLife	00000	46-3426206				MetLife Cabo Hilton Member, LLC	DE	NIA	General American Life Insurance Company	Ownership	16.900	MetLife, Inc.	
0241	MetLife	00000	46-3426206				MetLife Cabo Hilton Member, LLC	DE	NIA	MetLife Insurance Company USA	Ownership	28.971	MetLife, Inc.	
0241	MetLife	00000	46-0803970				MetLife CC Member, LLC	DE	NIA	Metropolitan Life Insurance Company	Ownership	95.122	MetLife, Inc.	
0241	MetLife	00000	46-0803970				MetLife CC Member, LLC	DE	NIA	General American Life Insurance Company	Ownership	4.878	MetLife, Inc.	
0241	MetLife	00000	13-5581829				MetLife SP Holdings, LLC	DE	NIA	Metropolitan Life Insurance Company	Ownership	100.000	MetLife, Inc.	
0241	MetLife	00000	80-0821598				Oconee Hotel Company, LLC	DE	NIA	Metropolitan Life Insurance Company	Ownership	100.000	MetLife, Inc.	
0241	MetLife	00000	80-0823015				Oconee Land Company, LLC	DE	NIA	Metropolitan Life Insurance Company	Ownership	100.000	MetLife, Inc.	
0241	MetLife	00000	80-0823413				Oconee Land Development Company, LLC	DE	NIA	Oconee Land Company, LLC	Ownership	100.000	MetLife, Inc.	
0241	MetLife	00000	90-0853553				Oconee Golf Company, LLC	DE	NIA	Oconee Land Company, LLC	Ownership	100.000	MetLife, Inc.	
0241	MetLife	00000	37-1694299				Oconee Marina Company, LLC	DE	NIA	Oconee Land Company, LLC	Ownership	100.000	MetLife, Inc.	
0241	MetLife	00000					1201 TAB Manager, LLC	DE	NIA	Metropolitan Life Insurance Company	Ownership	100.000	MetLife, Inc.	
0241	MetLife	00000					MetLife 1201 TAB Member, LLC	DE	NIA	Metropolitan Life Insurance Company	Ownership	96.900	MetLife, Inc.	
0241	MetLife	00000					MetLife 1201 TAB Member, LLC	DE	NIA	Metropolitan Property and Casualty Insurance Company	Ownership	3.100	MetLife, Inc.	
0241	MetLife	00000					MetLife LHH Member, LLC	DE	NIA	Metropolitan Life Insurance Company	Ownership	99.000	MetLife, Inc.	
0241	MetLife	00000					MetLife LHH Member, LLC	DE	NIA	General American Life Insurance Company	Ownership	1.000	MetLife, Inc.	
0241	MetLife	00000	20-1035937				Riverway Residential, LP	DE	NIA	Metropolitan Life Insurance Company	Ownership	99.900	MetLife, Inc.	
0241	MetLife	00000	20-1035937				Riverway Residential, LP	DE	NIA	Metropolitan Tower Realty Company, Inc	Ownership	0.100	MetLife, Inc.	
0241	MetLife	00000	20-8355996				Ardrey Kell Townhomes, LLC	DE	NIA	Metropolitan Life Insurance Company	Ownership	100.000	MetLife, Inc.	
0241	MetLife	00000	26-1762232				Boulevard Residential, LLC	DE	NIA	Metropolitan Life Insurance Company	Ownership	100.000	MetLife, Inc.	
0241	MetLife	00000	46-4158087				MetLife 555 12th Member, LLC	DE	NIA	Metropolitan Life Insurance Company	Ownership	94.600	MetLife, Inc.	
0241	MetLife	00000	46-4158087				MetLife 555 12th Member, LLC	DE	NIA	General American Life Insurance Company	Ownership	5.400	MetLife, Inc.	
0241	MetLife	00000	47-2085444				ML-AI MetLife Member 2, LLC	DE	NIA	Metropolitan Life Insurance Company	Ownership	98.970	MetLife, Inc.	
0241	MetLife	00000	47-2085444				ML-AI MetLife Member 2, LLC	DE	NIA	General American Life Insurance Company	Ownership	1.030	MetLife, Inc.	
0241	MetLife	00000					ML-AI MetLife Member 3, LLC	DE	NIA	Metropolitan Life Insurance Company	Ownership	100.000	MetLife, Inc.	
0241	MetLife	00000					MetLife ConSquare Member, LLC (DE)	DE	NIA	Metropolitan Life Insurance Company	Ownership	100.000	MetLife, Inc.	
0241	MetLife	00000	81-0770888				MetLife Treat Towers Member, LLC	DE	NIA	Metropolitan Life Insurance Company	Ownership	100.000	MetLife, Inc.	
0241	MetLife	00000	46-4133357				ML Bridgeside Apartments, LLC	DE	NIA	Metropolitan Life Insurance Company	Ownership	100.000	MetLife, Inc.	
0241	MetLife	00000					MetLife Camino Ramon Member, LLC	DE	NIA	General American Life Insurance Company	Ownership	1.000	MetLife, Inc.	
0241	MetLife	00000					MetLife Camino Ramon Member, LLC	DE	NIA	Metropolitan Life Insurance Company	Ownership	99.000	MetLife, Inc.	

Q13.3

SCHEDULE Y

PART 1A - DETAIL OF INSURANCE HOLDING COMPANY SYSTEM

1	2	3	4	5	6	7	8	9	10	11	12	13	14	15
Group Code	Group Name	NAIC Company Code	ID Number	Federal RSSD	CIK	Name of Securities Exchange if Publicly Traded (U.S. or International)	Names of Parent, Subsidiaries or Affiliates	Domiciliary Location	Relationship to Reporting Entity	Directly Controlled by (Name of Entity/Person)	Type of Control (Ownership Board, Management Attorney-in-Fact, Influence, Other)	If Control is Ownership Provide Percentage	Ultimate Controlling Entity(ies)/Person(s)	*
0241	MetLife	00000	46-4255167				ML Terraces, LLC	DE	NIA	Metropolitan Life Insurance Company	Ownership	100.000	MetLife, Inc.	
0241	MetLife	00000					MetLife CB W/A, LLC	DE	NIA	Metropolitan Life Insurance Company	Ownership	100.000	MetLife, Inc.	
0241	MetLife	00000	47-1970965				ML New River Village III, LLC	DE	NIA	Metropolitan Life Insurance Company	Ownership	100.000	MetLife, Inc.	
0241	MetLife	00000					MetLife 1007 Stewart, LLC	DE	NIA	Metropolitan Life Insurance Company	Ownership	100.000	MetLife, Inc.	
0241	MetLife	00000					Chestnut Flats Wind, LLC	DE	NIA	Metropolitan Life Insurance Company	Ownership	100.000	MetLife, Inc.	
0241	MetLife	00000					MetLife 425 MKT Member, LLC	DE	NIA	Metropolitan Life Insurance Company	Ownership	100.000	MetLife, Inc.	
0241	MetLife	00000	46-4229772				MetLife THR Investor, LLC	DE	NIA	Metropolitan Life Insurance Company	Ownership	99.000	MetLife, Inc.	
0241	MetLife	00000	46-4229772				MetLife THR Investor, LLC	DE	NIA	General American Life Insurance Company	Ownership	1.000	MetLife, Inc.	
0241	MetLife	00000					MetLife OFC Member, LLC	DE	NIA	Metropolitan Life Insurance Company	Ownership	100.000	MetLife, Inc.	
0241	MetLife	00000	47-1256270				MetLife OBS Member, LLC	DE	NIA	Metropolitan Life Insurance Company	Ownership	100.000	MetLife, Inc.	
0241	MetLife	00000					MetLife FM Hotel Member, LLC	DE	NIA	Metropolitan Life Insurance Company	Ownership	100.000	MetLife, Inc.	
0241	MetLife	00000					LHCW Holdings (U.S.) LLC	DE	NIA	MetLife FM Hotel Member, LLC	Ownership	100.000	MetLife, Inc.	
0241	MetLife	00000					LHC Holdings (U.S.) LLC	DE	NIA	LHCW Holdings (U.S.) LLC	Ownership	100.000	MetLife, Inc.	
0241	MetLife	00000					LHCW Hotel Holding (U.S.) LLC	DE	NIA	LHC Holdings (U.S.) LLC	Ownership	100.000	MetLife, Inc.	
0241	MetLife	00000					LHCW Hotel Holding (2002) LLC	DE	NIA	LHCW Hotel Holding (U.S.) LLC	Ownership	100.000	MetLife, Inc.	
0241	MetLife	00000					LHCW Hotel Operating Company (2002) LLC	DE	NIA	LHCW Hotel Holding (U.S.) LLC	Ownership	100.000	MetLife, Inc.	
0241	MetLife	00000	46-4584166				ML Southmore, LLC	DE	NIA	Metropolitan Life Insurance Company	Ownership	99.000	MetLife, Inc.	
0241	MetLife	00000	46-4584166				ML Southmore, LLC	DE	NIA	General American Life Insurance Company	Ownership	1.000	MetLife, Inc.	
0241	MetLife	00000					MetLife HCMJV 1 GP, LLC	DE	NIA	Metropolitan Life Insurance Company	Ownership	100.000	MetLife, Inc.	
0241	MetLife	00000					ML-AI MetLife Member 1, LLC	DE	NIA	Metropolitan Life Insurance Company	Ownership	95.199	MetLife, Inc.	
0241	MetLife	00000					ML-AI MetLife Member 1, LLC	DE	NIA	Metropolitan Property and Casualty Insurance Company	Ownership	4.801	MetLife, Inc.	
0241	MetLife	00000	13-3759652	3166279			MetLife International Holdings, LLC	DE	NIA	MetLife Global Holding Company II GmbH (Swiss II)	Ownership	100.000	MetLife, Inc.	
0241	MetLife	00000	13-3953333	3166372			Natiloportem Holdings, LLC	DE	NIA	MetLife International Holdings, LLC	Ownership	100.000	MetLife, Inc.	
0241	MetLife	00000		3166402			Excelencia Operativa y Tecnologica, S.A. de C.V. (Mexico)	MEX	NIA	Natiloportem Holdings, LLC	Ownership	99.000	MetLife, Inc.	
0241	MetLife	00000		3166402			Excelencia Operativa y Tecnologica, S.A. de C.V. (Mexico)	MEX	NIA	MetLife Mexico Servicios, S.A. de C.V.	Ownership	1.000	MetLife, Inc.	
0241	MetLife	00000		3373705			MLA Comercial, S.A. de C.V. (Mexico)	MEX	NIA	Excelencia Operativa y Tecnologica, S.A. de C.V.	Ownership	99.000	MetLife, Inc.	
0241	MetLife	00000		3373705			MLA Comercial, S.A. de C.V. (Mexico)	MEX	NIA	MetLife Mexico Servicios, S.A. de C.V.	Ownership	1.000	MetLife, Inc.	
0241	MetLife	00000		3373714			MLA Servicios S.A. de C.V. (Mexico)	MEX	NIA	Excelencia Operativa y Tecnologica, S.A. de C.V.	Ownership	99.000	MetLife, Inc.	
0241	MetLife	00000		3373714			MLA Servicios S.A. de C.V. (Mexico)	MEX	NIA	MetLife Mexico Servicios, S.A. de C.V.	Ownership	1.000	MetLife, Inc.	
0241	MetLife	00000		4240907			MM Global Operations Support Center, S.A. de C.V.	MEX	NIA	MetLife Global Holding Company II GmbH (Swiss II)	Ownership	100.000	MetLife, Inc.	

Q13.4

SCHEDULE Y

PART 1A - DETAIL OF INSURANCE HOLDING COMPANY SYSTEM

1	2	3	4	5	6	7	8	9	10	11	12	13	14	15
Group Code	Group Name	NAIC Company Code	ID Number	Federal RSSD	CIK	Name of Securities Exchange if Publicly Traded (U.S. or International)	Names of Parent, Subsidiaries or Affiliates	Domiciliary Location	Relationship to Reporting Entity	Directly Controlled by (Name of Entity/Person)	Type of Control (Ownership Board, Management Attorney-in-Fact, Influence, Other)	If Control is Ownership Provide Percentage	Ultimate Controlling Entity(ies)/Person(s)	*
0241	MetLife	00000		4240907			MM Global Operations Support Center, S.A. de C.V.	MEX	NIA	MetLife Global Holding Company I GmbH (Swiss II)	Ownership		MetLife, Inc.	
0241	MetLife	00000		4254995			Fundacion MetLife Mexico, A.C.	MEX	NIA	MM Global Operations Support Center, S.A. de C.V., S.A. de C.V.	Ownership	100.000	MetLife, Inc.	
0241	MetLife	00000		3166318			Metropolitan Life Seguros e Previdencia Privada S.A. (Brazil)	BRA	IA	MetLife International Holdings, LLC	Ownership	66.662	MetLife, Inc.	
0241	MetLife	00000		3166318			Metropolitan Life Seguros e Previdencia Privada S.A. (Brazil)	BRA	IA	MetLife Worldwide Holdings, LLC	Ownership	33.337	MetLife, Inc.	
0241	MetLife	00000		3166318			Metropolitan Life Seguros e Previdencia Privada S.A. (Brazil)	BRA	IA	Natiloportem Holdings, LLC	Ownership	0.001	MetLife, Inc.	
0241	MetLife	00000		4191616			MetLife Ireland Holdings One Limited	IRL	NIA	MetLife International Holdings, LLC	Ownership	100.000	MetLife, Inc.	
0241	MetLife	00000		4189846			MetLife Global Holdings Corporation S.A. de C.V. (Mexico)	MEX	NIA	MetLife Ireland Holdings One Limited	Ownership	98.900	MetLife, Inc.	
0241	MetLife	00000		4189846			MetLife Global Holdings Corporation S.A. de C.V. (Mexico)	MEX	NIA	MetLife International Limited, LLC	Ownership	1.100	MetLife, Inc.	
0241	MetLife	00000	13-3047691				Metropolitan Global Management, LLC	IRL	NIA	MetLife Global Holdings Corporation S.A. de C.V.	Ownership	99.700	MetLife, Inc.	
0241	MetLife	00000	13-3047691				Metropolitan Global Management, LLC	IRL	NIA	MetLife International Holdings, LLC	Ownership	0.300	MetLife, Inc.	
0241	MetLife	00000	AA-2730030	3165740			MetLife Mexico Holding S. de R.L. de C.V.	MEX	IA	Metropolitan Global Management, LLC	Ownership	100.000	MetLife, Inc.	
0241	MetLife	00000	AA-2730030	3165740			MetLife Mexico Holding S. de R.L. de C.V.	MEX	IA	Excelencia Operativa y Tecnologica, S.A. de C.V.	Ownership		MetLife, Inc.	
0241	MetLife	00000	AA-2730030	3165740			MetLife Mexico S.A.	MEX	IA	Metropolitan Global Management, LLC	Ownership	99.050	MetLife, Inc.	
0241	MetLife	00000	AA-2730030	3165740			MetLife Mexico S.A.	MEX	IA	MetLife International Holdings, LLC	Ownership	0.950	MetLife, Inc.	
0241	MetLife	00000		4255291			MetLife Afore, S.A. de C.V. (Mexico)	MEX	IA	MetLife Mexico S.A.	Ownership	99.990	MetLife, Inc.	
0241	MetLife	00000		4255291			MetLife Afore, S.A. de C.V. (Mexico)	MEX	IA	MetLife Pensiones S.A.	Ownership	0.010	MetLife, Inc.	
0241	MetLife	00000		4241061			ML Capacitacion Comercial S.A. de C.V. (Mexico)	MEX	NIA	MetLife Mexico S.A.	Ownership	99.000	MetLife, Inc.	
0241	MetLife	00000		4241061			ML Capacitacion Comercial S.A. de C.V. (Mexico)	MEX	NIA	MetLife Mexico Servicios, S.A. de C.V.	Ownership	1.000	MetLife, Inc.	
0241	MetLife	00000		4255303			MetA SIEFORE Adicional, S.A. de C.V. (Mexico)	MEX	NIA	MetLife Afore, S.A. de C.V.	Ownership	99.990	MetLife, Inc.	
0241	MetLife	00000		4255303			MetA SIEFORE Adicional, S.A. de C.V. (Mexico)	MEX	NIA	MetLife Mexico S.A.	Ownership	0.010	MetLife, Inc.	
0241	MetLife	00000		4255415			Met1 SIEFORE, S.A. de C.V. (Mexico)	MEX	NIA	MetLife Afore, S.A. de C.V.	Ownership	99.990	MetLife, Inc.	
0241	MetLife	00000		4255415			Met1 SIEFORE, S.A. de C.V. (Mexico)	MEX	NIA	MetLife Mexico S.A.	Ownership	0.010	MetLife, Inc.	
0241	MetLife	00000		4255844			Met2 SIEFORE, S.A. de C.V. (Mexico)	MEX	NIA	MetLife Afore, S.A. de C.V.	Ownership	99.990	MetLife, Inc.	
0241	MetLife	00000		4255844			Met2 SIEFORE, S.A. de C.V. (Mexico)	MEX	NIA	MetLife Mexico S.A.	Ownership	0.010	MetLife, Inc.	
0241	MetLife	00000		4255394			Met3 SIEFORE Basica, S.A. de C.V. (Mexico)	MEX	NIA	MetLife Afore, S.A. de C.V.	Ownership	99.990	MetLife, Inc.	

Q13.5

SCHEDULE Y

PART 1A - DETAIL OF INSURANCE HOLDING COMPANY SYSTEM

1	2	3	4	5	6	7	8	9	10	11	12	13	14	15
Group Code	Group Name	NAIC Company Code	ID Number	Federal RSSD	CIK	Name of Securities Exchange if Publicly Traded (U.S. or International)	Names of Parent, Subsidiaries or Affiliates	Domiciliary Location	Relationship to Reporting Entity	Directly Controlled by (Name of Entity/Person)	Type of Control (Ownership Board, Management Attorney-in-Fact, Influence, Other)	If Control is Ownership Provide Percentage	Ultimate Controlling Entity(ies)/Person(s)	*
0241	MetLife	00000		4255394			Met3 SIEFORE Basica, S.A. de C.V. (Mexico)	MEX	NIA	MetLife Mexico S.A.	Ownership	0.010	MetLife, Inc.	
0241	MetLife	00000		4255385			Met4 SIEFORE, S.A. de C.V. (Mexico)	MEX	NIA	MetLife Afore, S.A. de C.V.	Ownership	99.990	MetLife, Inc.	
0241	MetLife	00000		4255385			Met4 SIEFORE, S.A. de C.V. (Mexico)	MEX	NIA	MetLife Mexico S.A.	Ownership	0.010	MetLife, Inc.	
0241	MetLife	00000		4255376			Met0 SIEFORE Adicional, S.A. de C.V. (Mexico)	MEX	NIA	MetLife Afore, S.A. de C.V.	Ownership	99.990	MetLife, Inc.	
0241	MetLife	00000		4255376			Met0 SIEFORE Adicional, S.A. de C.V. (Mexico)	MEX	NIA	MetLife Mexico S.A.	Ownership	0.010	MetLife, Inc.	
0241	MetLife	00000		3165795			MetLife Pensiones Mexico S.A.	MEX	IA	MetLife Global Management, LLC	Ownership	97.513	MetLife, Inc.	
0241	MetLife	00000		3165795			MetLife Pensiones Mexico S.A.	MEX	IA	MetLife International Holdings, LLC	Ownership	2.488	MetLife, Inc.	
0241	MetLife	00000		3267390			MetLife Mexico Servicios S.A. de C.V.	MEX	NIA	MetLife Global Management, LLC	Ownership	98.000	MetLife, Inc.	
0241	MetLife	00000		3267390			MetLife Mexico Servicios S.A. de C.V.	MEX	NIA	MetLife International Holdings, LLC	Ownership	2.000	MetLife, Inc.	
0241	MetLife	00000	AA-5420018	3166288			MetLife Insurance Company of Korea Limited	KOR	IA	MetLife Mexico S.A.	Ownership	14.640	MetLife, Inc.	
0241	MetLife	00000	AA-5420018	3166288			MetLife Insurance Company of Korea Limited	KOR	IA	Metropolitan Global Management , LLC	Ownership	85.360	MetLife, Inc.	
0241	MetLife	00000		4200880			MetLife Ireland Treasury Limited	IRL	NIA	MetLife Global Holdings Corporation S.A. de C.V.	Ownership	100.000	MetLife, Inc.	
0241	MetLife	00000	AA-1930041	1173714			MetLife Insurance Limited (Australia)	AUS	IA	MetLife Ireland Treasury Limited	Ownership	91.165	MetLife, Inc.	
0241	MetLife	00000	AA-1930041	1173714			MetLife Insurance Limited (Australia)	AUS	IA	MetLife Global Holdings Corporation S.A. de C.V.	Ownership	8.835	MetLife, Inc.	
0241	MetLife	00000					The Direct Call Center PTY Limited (Australia)	AUS	NIA	MetLife Insurance Limited (Australia)	Ownership	100.000	MetLife, Inc.	
0241	MetLife	00000		4239358			MetLife Investments PTY Limited (Australia)	AUS	NIA	MetLife Insurance Limited (Australia)	Ownership	100.000	MetLife, Inc.	
0241	MetLife	00000		4239367			MetLife Insurance and Investment Trust (Australia)	AUS	NIA	MetLife Investments PTY Limited	Ownership	100.000	MetLife, Inc.	
0241	MetLife	00000		1173732			MetLife General Insurance Limited (Australia)	AUS	IA	MetLife Ireland Treasury Limited	Ownership	100.000	MetLife, Inc.	
0241	MetLife	00000					MetLife International Limited, LLC (DE)	DE	NIA	MetLife International Holdings, LLC	Ownership	100.000	MetLife, Inc.	
0241	MetLife	00000					AmMetLife Insurance Berhad	MYS	IA	MetLife International Holdings, LLC	Ownership	50.000	MetLife, Inc.	
0241	MetLife	00000					MAXIS GBN S.A.S.	FRA	NIA	MetLife International Holdings, LLC	Ownership	50.000	MetLife, Inc.	
0241	MetLife	00000	AA-5480033				AmMetLife Takaful Berhad	MYS	IA	MetLife International Holdings, LLC	Ownership	50.000	MetLife, Inc.	
0241	MetLife	00000					MetLife Asia Limited (Hong Kong)	HKG	NIA	MetLife International Holdings, LLC	Ownership	100.000	MetLife, Inc.	
0241	MetLife	00000		3166309			Metropolitan Life Insurance Company of Hong Kong Limited	HKG	IA	MetLife International Holdings, LLC	Ownership	99.999	MetLife, Inc.	
0241	MetLife	00000		3166309			Metropolitan Life Insurance Company of Hong Kong Limited	HKG	IA	Natiloportem Holdings, LLC	Ownership	0.001	MetLife, Inc.	
0241	MetLife	00000		4195913			MetLife Planos Odontologicos Ltda. (Brazil)	BRA	IA	MetLife International Holdings, LLC	Ownership	99.999	MetLife, Inc.	
0241	MetLife	00000		4195913			MetLife Planos Odontologicos Ltda. (Brazil)	BRA	IA	Natiloportem Holdings, LLC	Ownership	0.001	MetLife, Inc.	
0241	MetLife	00000	20-5894439	3373639			MetLife Global, Inc.	DE	NIA	MetLife, Inc.	Ownership	100.000	MetLife, Inc.	
0241	MetLife	00000		4189837			Inversiones MetLife Holdco Dos Limitada (Chile)	CHL	NIA	MetLife International Holdings, LLC	Ownership	0.001	MetLife, Inc.	

Q13.6

SCHEDULE Y

PART 1A - DETAIL OF INSURANCE HOLDING COMPANY SYSTEM

1	2	3	4	5	6	7	8	9	10	11	12	13	14	15
Group Code	Group Name	NAIC Company Code	ID Number	Federal RSSD	CIK	Name of Securities Exchange if Publicly Traded (U.S. or International)	Names of Parent, Subsidiaries or Affiliates	Domiciliary Location	Relationship to Reporting Entity	Directly Controlled by (Name of Entity/Person)	Type of Control (Ownership Board, Management Attorney-in-Fact, Influence, Other)	If Control is Ownership Provide Percentage	Ultimate Controlling Entity(ies)/Person(s)	*
0241	MetLife	00000		4189837			Inversiones MetLife Holdco Dos Limitada (Chile)	CHL	NIA	Natiloportem Holdings, LLC	Ownership		MetLife, Inc.	
0241	MetLife	00000		4189837			Inversiones MetLife Holdco Dos Limitada (Chile)	CHL	NIA	MetLife, Inc.	Ownership	99.999	MetLife, Inc.	
0241	MetLife	00000	AA-2130012	1641857			MetLife Seguros S.A. (Argentina)	ARG	IA	MetLife International Holdings, LLC	Ownership	95.524	MetLife, Inc.	
0241	MetLife	00000	AA-2130012	1641857			MetLife Seguros S.A. (Argentina)	ARG	IA	Natiloportem Holdings, LLC	Ownership	2.675	MetLife, Inc.	
0241	MetLife	00000	AA-2130012	4251145			MetLife Seguros S.A. (Argentina)	ARG	IA	International Technical and Advisory Services Limited (USA-Delaware)	Ownership	1.801	MetLife, Inc.	
0241	MetLife	00000		2327738			Compania Inversora MetLife S.A. (Argentina)	ARG	NIA	MetLife International Holdings, LLC	Ownership	95.460	MetLife, Inc.	
0241	MetLife	00000		2327738			Compania Inversora MetLife S.A. (Argentina)	ARG	NIA	Natiloportem Holdings, LLC	Ownership	4.540	MetLife, Inc.	
0241	MetLife	00000		4247296			MetLife Servicios S.A. (Argentina)	ARG	NIA	Compania Inversora MetLife S.A.	Ownership	18.870	MetLife, Inc.	
0241	MetLife	00000		4247296			MetLife Servicios S.A. (Argentina)	ARG	NIA	MetLife Seguros S.A.	Ownership	79.880	MetLife, Inc.	
0241	MetLife	00000		4247296			MetLife Servicios S.A. (Argentina)	ARG	NIA	Natiloportem Holdings, LLC	Ownership	0.990	MetLife, Inc.	
0241	MetLife	00000		4247296			MetLife Servicios S.A. (Argentina)	ARG	NIA	MetLife Seguros de Retiro S.A.	Ownership	0.260	MetLife, Inc.	
0241	MetLife	00000	06-1597037	2985727			MetLife Worldwide Holdings, LLC	DE	NIA	MetLife International Holdings, LLC	Ownership	100.000	MetLife, Inc.	
0241	MetLife	00000	AA-5324104	3144558			MetLife Limited (Hong Kong)	HKG	IA	MetLife Worldwide Holdings, LLC	Ownership	100.000	MetLife, Inc.	
0241	MetLife	00000					BIDV MetLife Life Insurance Limited Liability Company	VNM	IA	MetLife Limited (Hong Kong)	Ownership	60.000	MetLife, Inc.	
0241	MetLife	00000		2704610			Best Market S.A. (Argentina)	ARG	NIA	MetLife International Holdings, LLC	Ownership	95.000	MetLife, Inc.	
0241	MetLife	00000		2704610			Best Market S.A. (Argentina)	ARG	NIA	Natiloportem Holdings, LLC	Ownership	5.000	MetLife, Inc.	
0241	MetLife	00000	AA-5344102	3166411			PNB MetLife India Insurance Company Limited.	IND	IA	MetLife International Holdings, LLC	Ownership	26.000	MetLife, Inc.	
0241	MetLife	00000	AA-2130046	1388303			MetLife Seguros de Retiro S.A. (Argentina)	ARG	IA	MetLife International Holdings, LLC	Ownership	96.890	MetLife, Inc.	
0241	MetLife	00000	AA-2130046	1388303			MetLife Seguros de Retiro S.A. (Argentina)	ARG	IA	Natiloportem Holdings, LLC	Ownership	3.110	MetLife, Inc.	
0241	MetLife	00000	AA-2130046	4321758			MetLife Seguros de Retiro S.A. (Argentina)	ARG	IA	International Technical and Advisory Services Limited (USA-Delaware)	Ownership		MetLife, Inc.	
0241	MetLife	00000		3373648			MetLife Administradora de Fundos Multipatrocinaados Ltda. (Brazil)	BRA	NIA	MetLife International Holdings, LLC	Ownership	100.000	MetLife, Inc.	
0241	MetLife	00000		3373648			MetLife Administradora de Fundos Multipatrocinaados Ltda. (Brazil)	BRA	NIA	Natiloportem Holdings, LLC	Ownership		MetLife, Inc.	
0241	MetLife	26298	13-2725441	3219728			Metropolitan Property and Casualty Insurance Company	RI	IA	MetLife, Inc.	Ownership	100.000	MetLife, Inc.	
0241	MetLife	39950	22-2342710				Metropolitan General Insurance Company	RI	IA	Metropolitan Property and Casualty Insurance Company	Ownership	100.000	MetLife, Inc.	
0241	MetLife	40169	05-0393243				Metropolitan Casualty Insurance Company	RI	IA	Metropolitan Property and Casualty Insurance Company	Ownership	100.000	MetLife, Inc.	
0241	MetLife	25321	23-1903575				Metropolitan Direct Property and Casualty Insurance Company	RI	IA	Metropolitan Property and Casualty Insurance Company	Ownership	100.000	MetLife, Inc.	

Q13.7

SCHEDULE Y

PART 1A - DETAIL OF INSURANCE HOLDING COMPANY SYSTEM

1	2	3	4	5	6	7	8	9	10	11	12	13	14	15
Group Code	Group Name	NAIC Company Code	ID Number	Federal RSSD	CIK	Name of Securities Exchange if Publicly Traded (U.S. or International)	Names of Parent, Subsidiaries or Affiliates	Domiciliary Location	Relationship to Reporting Entity	Directly Controlled by (Name of Entity/Person)	Type of Control (Ownership Board, Management Attorney-in-Fact, Influence, Other)	If Control is Ownership Provide Percentage	Ultimate Controlling Entity(ies)/Person(s)	*
0241.....	MetLife.....	22926...	36-1022580..				Economy Fire & Casualty Company.....	IL.....	IA.....	Metropolitan Property and Casualty Insurance Company	Ownership.....	...100.000	MetLife, Inc.....	
0241.....	MetLife.....	38067...	36-3027848..				Economy Preferred Insurance Company.....	IL.....	IA.....	Economy Fire & Casualty Company.....	Ownership.....	...100.000	MetLife, Inc.....	
0241.....	MetLife.....	40649...	36-3105737..				Economy Premier Assurance Company.....	IL.....	IA.....	Economy Fire & Casualty Company.....	Ownership.....	...100.000	MetLife, Inc.....	
0241.....	MetLife.....	00000...	95-3003951..				MetLife Auto & Home Insurance Agency, Inc....	RI.....	IA.....	Metropolitan Property and Casualty Insurance Company	Ownership.....	...100.000	MetLife, Inc.....	
0241.....	MetLife.....	34339...	13-2915260..				Metropolitan Group Property and Casualty Insurance Company	RI.....	IA.....	Metropolitan Property and Casualty Insurance Company	Ownership.....	...100.000	MetLife, Inc.....	
0241.....	MetLife.....	00000...	05-0476998..				Metropolitan Lloyds, Inc.....	TX.....	NIA.....	Metropolitan Property and Casualty Insurance Company	Ownership.....	...100.000	MetLife, Inc.....	
0241.....	MetLife.....	13938...	75-2483187..				Metropolitan Lloyds Insurance Company of Texas	TX.....	IA.....	Metropolitan Lloyds, Inc.....	Attorney-in-fact..		MetLife, Inc.....	
0241.....	MetLife.....	87726...	06-0566090..	1546103..	733076..		MetLife Insurance Company USA.....	DE.....	IA.....	MetLife, Inc.....	Ownership.....	...100.000	MetLife, Inc.....	
0241.....	MetLife.....	00000...	47-4161401..				ML 1065 Hotel, LLC.....	DE.....	NIA.....	MetLife Insurance Company USA.....	Ownership.....	...100.000	MetLife, Inc.....	
0241.....	MetLife.....	00000...					MetLife Renewables Holding, LLC.....	DE.....	NIA.....	MetLife Insurance Company USA.....	Ownership.....	...100.000	MetLife, Inc.....	
0241.....	MetLife.....	00000...					Greater Sandhill I, LLC.....	DE.....	NIA.....	MetLife Renewables Holding, LLC.....	Ownership.....	...100.000	MetLife, Inc.....	
0241.....	MetLife.....	00000...	01-0893117..				Metropolitan Connecticut Properties Ventures, LLC	DE.....	NIA.....	MetLife Insurance Company USA.....	Ownership.....	...100.000	MetLife, Inc.....	
0241.....	MetLife.....	00000...	06-1576470..				One Financial Place Corporation.....	DE.....	NIA.....	MetLife Insurance Company USA.....	Ownership.....	...100.000	MetLife, Inc.....	
0241.....	MetLife.....	00000...					Sino-US United MetLife Insurance Co. Ltd.....	CHN.....	IA.....	MetLife Insurance Company USA.....	Ownership.....	...27.800	MetLife, Inc.....	
0241.....	MetLife.....	00000...					Sino-US United MetLife Insurance Co. Ltd.....	CHN.....	IA.....	Metropolitan Life Insurance Company.....	Ownership.....	...22.200	MetLife, Inc.....	
0241.....	MetLife.....	00000...					Euro TI Investments LLC.....	DE.....	NIA.....	MetLife Insurance Company USA.....	Ownership.....	...100.000	MetLife, Inc.....	
0241.....	MetLife.....	00000...	46-3156033..		0000937869		MetLife USA Assignment Company.....	CT.....	NIA.....	MetLife Insurance Company USA.....	Ownership.....	...100.000	MetLife, Inc.....	
0241.....	MetLife.....	00000...	26-0224429..				Daniel/MetLife Midtown Limited Liability Company	DE.....	NIA.....	MetLife Insurance Company USA.....	Ownership.....	...100.000	MetLife, Inc.....	
0241.....	MetLife.....	00000...	26-0301826..				1075 Peachtree, LLC.....	DE.....	NIA.....	Daniel/MetLife Midtown Limited Liability Company	Ownership.....	...100.000	MetLife, Inc.....	
0241.....	MetLife.....	00000...	27-0227067..				TLA Holdings II LLC.....	DE.....	NIA.....	MetLife Insurance Company USA.....	Ownership.....	...100.000	MetLife, Inc.....	
0241.....	MetLife.....	00000...	27-1320082..				TLA Holdings III LLC.....	DE.....	NIA.....	MetLife Insurance Company USA.....	Ownership.....	...100.000	MetLife, Inc.....	
0241.....	MetLife.....	00000...					TIC European Real Estate LP, LLC.....	DE.....	NIA.....	MetLife Insurance Company USA.....	Ownership.....	...100.000	MetLife, Inc.....	
0241.....	MetLife.....	00000...	20-4607161..				MetLife European Holdings, LLC.....	DE.....	NIA.....	MetLife Insurance Company USA.....	Ownership.....	...100.000	MetLife, Inc.....	
0241.....	MetLife.....	00000...	74-3261395..				TLA Holdings LLC.....	DE.....	NIA.....	MetLife Insurance Company USA.....	Ownership.....	...100.000	MetLife, Inc.....	
0241.....	MetLife.....	00000...	51-0099394..				The Prospect Company.....	DE.....	NIA.....	TLA Holdings LLC.....	Ownership.....	...100.000	MetLife, Inc.....	
0241.....	MetLife.....	00000...					TRAL & Co.....	CT.....	NIA.....	MetLife Insurance Company USA.....	Partnership.....		MetLife, Inc.....	
0241.....	MetLife.....	00000...					Euro TL Investments LLC.....	DE.....	NIA.....	MetLife Insurance Company USA.....	Ownership.....	...100.000	MetLife, Inc.....	
0241.....	MetLife.....	00000...	13-4153151..				MetLife Canadian Property Ventures LLC.....	NY.....	NIA.....	MetLife Insurance Company USA.....	Ownership.....	...100.000	MetLife, Inc.....	
0241.....	MetLife.....	00000...					MetLife Property Ventures Canada ULC.....	CAN.....	NIA.....	MetLife Insurance Company USA.....	Ownership.....	...100.000	MetLife, Inc.....	
0241.....	MetLife.....	97136...	13-3114906..	3219773..			Metropolitan Tower Life Insurance Company....	DE.....	IA.....	MetLife, Inc.....	Ownership.....	...100.000	MetLife, Inc.....	

Q13.8

SCHEDULE Y

PART 1A - DETAIL OF INSURANCE HOLDING COMPANY SYSTEM

1	2	3	4	5	6	7	8	9	10	11	12	13	14	15
Group Code	Group Name	NAIC Company Code	ID Number	Federal RSSD	CIK	Name of Securities Exchange if Publicly Traded (U.S. or International)	Names of Parent, Subsidiaries or Affiliates	Domiciliary Location	Relationship to Reporting Entity	Directly Controlled by (Name of Entity/Person)	Type of Control (Ownership Board, Management Attorney-in-Fact, Influence, Other)	If Control is Ownership Provide Percentage	Ultimate Controlling Entity(ies)/Person(s)	*
0241	MetLife	00000					EntreCap Real Estate II, LLC	DE	NIA	Metropolitan Tower Life Insurance Company	Ownership	100.000	MetLife, Inc.	
0241	MetLife	00000					PREFCO Dix-Huit LLC	CT	NIA	EntreCap Real Estate II, LLC	Ownership	100.000	MetLife, Inc.	
0241	MetLife	00000					PREFCO X Holdings LLC	CT	NIA	EntreCap Real Estate II, LLC	Ownership	100.000	MetLife, Inc.	
0241	MetLife	00000					PREFCO Ten Limited Partnership	CT	NIA	EntreCap Real Estate II, LLC	Ownership	99.900	MetLife, Inc.	
0241	MetLife	00000					PREFCO Ten Limited Partnership	CT	NIA	PREFCO X Holdings LLC	Ownership	0.100	MetLife, Inc.	
0241	MetLife	00000					PREFCO Vingti LLC	CT	NIA	EntreCap Real Estate II, LLC	Ownership	100.000	MetLife, Inc.	
0241	MetLife	00000					PREFCO Twenty Limited Partnership	CT	NIA	EntreCap Real Estate II, LLC	Ownership	99.000	MetLife, Inc.	
0241	MetLife	00000					PREFCO Twenty Limited Partnership	CT	NIA	PREFCO Vingti LLC	Ownership	1.000	MetLife, Inc.	
0241	MetLife	00000					Plaza Drive Properties, LLC	DE	NIA	Metropolitan Tower Life Insurance Company	Ownership	100.000	MetLife, Inc.	
0241	MetLife	00000					MTL Leasing, LLC	DE	NIA	Metropolitan Tower Life Insurance Company	Ownership	100.000	MetLife, Inc.	
0241	MetLife	00000					PREFCO IX Realty LLC	CT	NIA	MTL Leasing, LLC	Ownership	100.000	MetLife, Inc.	
0241	MetLife	00000					PREFCO XIV Holdings LLC	CT	NIA	MTL Leasing, LLC	Ownership	100.000	MetLife, Inc.	
0241	MetLife	00000					PREFCO Fourteen Limited Partnership	CT	NIA	MTL Leasing, LLC	Ownership	99.900	MetLife, Inc.	
0241	MetLife	00000					PREFCO Fourteen Limited Partnership	CT	NIA	PREFCO XIV Holdings LLC	Ownership	0.100	MetLife, Inc.	
0241	MetLife	00000					1320 Venture LLC	DE	NIA	MTL Leasing, LLC	Ownership	100.000	MetLife, Inc.	
0241	MetLife	00000	13-3114906				1320 GP LLC	DE	NIA	MTL Leasing, LLC	Ownership	100.000	MetLife, Inc.	
0241	MetLife	00000	38-3846857				1320 Owner LP	DE	NIA	1320 Venture LLC	Ownership	99.900	MetLife, Inc.	
0241	MetLife	00000	38-3846857				1320 Owner LP	DE	NIA	1320 GP LLC	Ownership	0.100	MetLife, Inc.	
0241	MetLife	00000		3077272			MetLife Chile Inversiones Limitada	CHL	NIA	MetLife, Inc	Ownership	72.351	MetLife, Inc.	
0241	MetLife	00000		3077272			MetLife Chile Inversiones Limitada	CHL	NIA	Inversiones MetLife Holdco Dos Limitada	Ownership	2.767	MetLife, Inc.	
0241	MetLife	00000		3077272			MetLife Chile Inversiones Limitada	CHL	NIA	Natiloportem Holdings, LLC	Ownership		MetLife, Inc.	
0241	MetLife	00000		3077272			MetLife Chile Inversiones Limitada	CHL	NIA	American Life Insurance Company	Ownership	24.882	MetLife, Inc.	
0241	MetLife	00000	AA-2280000	3179774			MetLife Chile Seguros de Vida S.A.	CHL	IA	MetLife Chile Inversiones Limitada	Ownership	99.997	MetLife, Inc.	
0241	MetLife	00000	AA-2280000	3179774			MetLife Chile Seguros de Vida S.A.	CHL	IA	International Technical and Advisory Services Limited (USA-Delaware)	Ownership	0.003	MetLife, Inc.	
0241	MetLife	00000					Inversiones MetLife Holdco Tres Limitada (Chile)	CHL	NIA	MetLife Chile Inversiones Limitada	Ownership	97.130	MetLife, Inc.	
0241	MetLife	00000					Inversiones MetLife Holdco Tres Limitada (Chile)	CHL	NIA	Inversiones MetLife Holdco Dos Limitada	Ownership	2.870	MetLife, Inc.	
0241	MetLife	00000					AFP Provida S.A. (Chile)	CHL	NIA	MetLife Chile Inversiones Limitada	Ownership	10.922	MetLife, Inc.	
0241	MetLife	00000					AFP Provida S.A. (Chile)	CHL	NIA	Inversiones MetLife Holdco Tres Limitada	Ownership	42.382	MetLife, Inc.	
0241	MetLife	00000					AFP Provida S.A. (Chile)	CHL	NIA	Inversiones MetLife Holdco Dos Limitada	Ownership	42.382	MetLife, Inc.	
0241	MetLife	00000		4255282			MetLife Chile Administradora de Mutuos Hipotecarios S.A.	CHL	NIA	MetLife Chile Seguros de Vida S.A.	Ownership	99.900	MetLife, Inc.	
0241	MetLife	00000		4255282			MetLife Chile Administradora de Mutuos Hipotecarios S.A.	CHL	NIA	MetLife Chile Inversiones Limitada	Ownership	0.100	MetLife, Inc.	
0241	MetLife	00000		4255086			Legal Chile S.A. (Chile)	CHL	NIA	MetLife Chile Inversiones Limitada	Ownership	51.000	MetLife, Inc.	

Q13.9

SCHEDULE Y

PART 1A - DETAIL OF INSURANCE HOLDING COMPANY SYSTEM

1	2	3	4	5	6	7	8	9	10	11	12	13	14	15
Group Code	Group Name	NAIC Company Code	ID Number	Federal RSSD	CIK	Name of Securities Exchange if Publicly Traded (U.S. or International)	Names of Parent, Subsidiaries or Affiliates	Domiciliary Location	Relationship to Reporting Entity	Directly Controlled by (Name of Entity/Person)	Type of Control (Ownership Board, Management Attorney-in-Fact, Influence, Other)	If Control is Ownership Provide Percentage	Ultimate Controlling Entity(ies)/Person(s)	*
0241	MetLife	00000		4255095			Legagroup S.A. (Chile)	CHL	NIA	Legal Chile S.A. (Chile)	Ownership	99.000	MetLife, Inc.	
0241	MetLife	00000					Provida Internacional S.A. (Chile)	CHL	NIA	AFP Provida S.A.	Ownership	99.990	MetLife, Inc.	
0241	MetLife	00000					Provida Internacional S.A. (Chile)	CHL	NIA	MetLife Chile Inversiones Limitada	Ownership	0.010	MetLife, Inc.	
0241	MetLife	00000					AFP Genesis Administradora de Fondos y Fidecomisos S.A. (Ecuador)	ECU	NIA	Provida Internacional S.A.	Ownership	99.900	MetLife, Inc.	
0241	MetLife	00000					AFP Genesis Administradora de Fondos y Fidecomisos S.A. (Ecuador)	ECU	NIA	AFP Provida S.A.	Ownership	0.100	MetLife, Inc.	
0241	MetLife	00000					MetLife Chile Seguros Generales S.A. (Chile)	CHL	IA	MetLife Chile Inversiones Limitada	Ownership	99.980	MetLife, Inc.	
0241	MetLife	00000					MetLife Chile Seguros Generales S.A. (Chile)	CHL	IA	Inversiones MetLife Holdco Dos Limitada	Ownership	0.020	MetLife, Inc.	
0241	MetLife	00000	52-1528581	3921834	0000727303		SafeGuard Health Enterprises, Inc.	DE	NIA	MetLife, Inc.	Ownership	100.000	MetLife, Inc.	
0241	MetLife	95747	93-0864866		6324		SafeGuard Health Plans, Inc. (NV)	NV	NIA	SafeGuard Health Enterprises, Inc.	Ownership	100.000	MetLife, Inc.	
0241	MetLife	14170	33-0733552		6324		MetLife Health Plans, Inc.	NJ	NIA	SafeGuard Health Enterprises, Inc.	Ownership	100.000	MetLife, Inc.	
0241	MetLife	00000	95-2879515		6324		SafeGuard Health Plans, Inc. (CA)	CA	NIA	SafeGuard Health Enterprises, Inc.	Ownership	100.000	MetLife, Inc.	
0241	MetLife	79014	33-0515751		6324		SafeHealth Life Insurance Company	CA	NIA	SafeGuard Health Enterprises, Inc.	Ownership	100.000	MetLife, Inc.	
0241	MetLife	52009	65-0073323		6324		SafeGuard Health Plans, Inc. (FL)	FL	NIA	SafeGuard Health Enterprises, Inc.	Ownership	100.000	MetLife, Inc.	
0241	MetLife	95051	75-2046497		6324		SafeGuard Health Plans, Inc. (TX)	TX	NIA	SafeGuard Health Enterprises, Inc.	Ownership	100.000	MetLife, Inc.	
0241	MetLife	00000	98-1099650				MetLife Global Benefits, Ltd	CYM	NIA	MetLife, Inc.	Ownership	100.000	MetLife, Inc.	
0241	MetLife	00000	36-3665871	3165900			Cova Life Management Company	DE	NIA	MetLife, Inc.	Ownership	100.000	MetLife, Inc.	
0241	MetLife	00000		3817825			MetLife Services and Solutions, LLC	DE	NIA	MetLife, Inc.	Ownership	100.000	MetLife, Inc.	
0241	MetLife	00000		3818523			MetLife Solutions Pte. Ltd	SGP	NIA	MetLife Services and Solutions, LLC	Ownership	100.000	MetLife, Inc.	
0241	MetLife	00000	98-0613376	3818550			MetLife Global Operations Support Center Private Limited	IND	NIA	MetLife Solutions Pte. Ltd.	Ownership	100.000	MetLife, Inc.	
0241	MetLife	00000	98-0613376	3818550			MetLife Global Operations Support Center Private Limited	IND	NIA	Natiloportem Holdings, LLC	Ownership		MetLife, Inc.	
0241	MetLife	00000		3818541			MetLife Services East Private Limited	IND	NIA	MetLife Solutions Pte. Ltd.	Ownership	100.000	MetLife, Inc.	
0241	MetLife	00000	22-3805708	3302488			Newbury Insurance Company, Limited	DE	IA	MetLife, Inc.	Ownership	100.000	MetLife, Inc.	
0241	MetLife	60992	13-3690700	3302479	1167609		First MetLife Investors Insurance Company	NY	RE	MetLife, Inc.	Ownership	100.000	MetLife, Inc.	
0241	MetLife	00000	13-3179826	3219782			Enterprise General Insurance Agency, Inc.	DE	IA	MetLife, Inc.	Ownership	100.000	MetLife, Inc.	
0241	MetLife	12232	20-1452630	3320080			MetLife Reinsurance Company of South Carolina	SC	IA	MetLife, Inc.	Ownership	100.000	MetLife, Inc.	
0241	MetLife	13626	20-5819518	3921870			MetLife Reinsurance Company of Charleston	SC	IA	MetLife, Inc.	Ownership	100.000	MetLife, Inc.	
0241	MetLife	14911	36-4741040				MetLife Reinsurance Company of Delaware	DE	IA	MetLife, Inc.	Ownership	100.000	MetLife, Inc.	
0241	MetLife	00000	26-6122204	4254959			MetLife Capital Trust IV	DE	NIA	MetLife, Inc.	Ownership	100.000	MetLife, Inc.	
0241	MetLife	00000	26-6288172	3921843			MetLife Capital Trust X	DE	NIA	MetLife, Inc.	Ownership	100.000	MetLife, Inc.	
0241	MetLife	00000	27-0858844	4278786			MetLife Home Loans LLC	DE	NIA	MetLife, Inc.	Ownership	100.000	MetLife, Inc.	
0241	MetLife	00000	75-2417735	2602211			Federal Flood Certification LLC	TX	NIA	MetLife, Inc.	Ownership	100.000	MetLife, Inc.	
0241	MetLife	00000	55-0790010	3165807			MetLife Group, Inc.	NY	NIA	MetLife, Inc.	Ownership	100.000	MetLife, Inc.	

Q13.10

SCHEDULE Y

PART 1A - DETAIL OF INSURANCE HOLDING COMPANY SYSTEM

1	2	3	4	5	6	7	8	9	10	11	12	13	14	15
Group Code	Group Name	NAIC Company Code	ID Number	Federal RSSD	CIK	Name of Securities Exchange if Publicly Traded (U.S. or International)	Names of Parent, Subsidiaries or Affiliates	Domiciliary Location	Relationship to Reporting Entity	Directly Controlled by (Name of Entity/Person)	Type of Control (Ownership Board, Management Attorney-in-Fact, Influence, Other)	If Control is Ownership Provide Percentage	Ultimate Controlling Entity(ies)/Person(s)	*
0241	MetLife	00000		4242086			MetLife Standby I, LLC	DE	NIA	MetLife, Inc	Ownership	100.000	MetLife, Inc	
0241	MetLife	00000		3576355			MetLife Investment Advisors, LLC	DE	NIA	MetLife, Inc	Ownership	100.000	MetLife, Inc	
0241	MetLife	00000					MetLife Core Property Fund GP, LLC	DE	NIA	MetLife Investment Advisors, LLC	Ownership	100.000	MetLife, Inc	
0241	MetLife	00000	80-0946518				MetLife Core Property Fund, LP	DE	NIA	Metropolitan Life Insurance Company	Ownership	20.060	MetLife, Inc	
0241	MetLife	00000	80-0946518				MetLife Core Property Fund, LP	DE	NIA	Metropolitan Life Insurance Company (on behalf of Sep Acct 746)	Ownership	3.240	MetLife, Inc	
0241	MetLife	00000	80-0946518				MetLife Core Property Fund, LP	DE	NIA	MetLife Insurance Company of Korea, Limited	Ownership	2.910	MetLife, Inc	
0241	MetLife	00000	80-0946518				MetLife Core Property Fund, LP	DE	NIA	General American Life Insurance Company	Ownership	0.070	MetLife, Inc	
0241	MetLife	00000	80-0946518				MetLife Core Property Fund, LP	DE	NIA	MetLife Insurance Company USA	Ownership	0.140	MetLife, Inc	
0241	MetLife	00000	80-0947139				MetLife Core Property REIT, LLC	DE	NIA	MetLife Core Property Fund, LP	Ownership	100.000	MetLife, Inc	
0241	MetLife	00000	46-3934926				MetLife Core Property Holdings, LLC	DE	NIA	MetLife Core Property REIT, LLC	Ownership	100.000	MetLife, Inc	
0241	MetLife	00000					MCP Property Management LLC (DE)	DE	NIA	MetLife Core Property Holdings, LLC	Ownership	100.000	MetLife, Inc	
0241	MetLife	00000	13-4075851				MetLife Commercial Mortgage Income Fund GP, LLC	DE	NIA	MetLife Investment Advisors, LLC	Ownership	100.000	MetLife, Inc	
0241	MetLife	00000	47-2630137				MetLife Commercial Mortgage Income Fund LP	DE	NIA	Metropolitan Life Insurance Company	Ownership	28.870	MetLife, Inc	
0241	MetLife	00000	47-2630137				MetLife Commercial Mortgage Income Fund LP	DE	NIA	MetLife Insurance Company USA	Ownership	9.620	MetLife, Inc	
0241	MetLife	00000	47-2630137				MetLife Commercial Mortgage Income Fund LP	DE	NIA	MetLife Insurance Company of Korea, Limited	Ownership	5.710	MetLife, Inc	
0241	MetLife	00000	47-2630137				MetLife Commercial Mortgage Income Fund LP	DE	NIA	MetLife Limited	Ownership	3.640	MetLife, Inc	
0241	MetLife	00000	47-2630137				MetLife Commercial Mortgage Income Fund LP	DE	NIA	Metropolitan Life Insurance Company of Hong Kong Limited	Ownership	0.770	MetLife, Inc	
0241	MetLife	00000	47-2688528				MetLife Commercial Mortgage REIT, LLC	DE	NIA	MetLife Commercial Mortgage Income Fund, LP	Ownership	100.000	MetLife, Inc	
0241	MetLife	00000	47-2703778				MetLife Commercial Mortgage Originator, LLC	DE	NIA	MetLife Commercial Mortgage REIT, LLC	Ownership	100.000	MetLife, Inc	
0241	MetLife	00000	47-5495603				MCMIF Holdco I, LLC	DE	NIA	MetLife Commercial Mortgage Originator, LLC	Ownership	100.000	MetLife, Inc	
0241	MetLife	00000					MetLife International PE Fund I, LP	CYM	NIA	MetLife Insurance K.K. (Japan)	Ownership	92.593	MetLife, Inc	
0241	MetLife	00000					MetLife International PE Fund I, LP	CYM	NIA	Metropolitan Life Insurance Company of Hong Kong Limited	Ownership	0.576	MetLife, Inc	
0241	MetLife	00000					MetLife International PE Fund I, LP	CYM	NIA	MetLife Limited (Hong Kong)	Ownership	2.716	MetLife, Inc	
0241	MetLife	00000					MetLife International PE Fund I, LP	CYM	NIA	MetLife Mexico S.A.	Ownership	4.115	MetLife, Inc	
0241	MetLife	00000					MetLife Alternatives GP, LLC	DE	NIA	MetLife Investment Advisors, LLC	Ownership	100.000	MetLife, Inc	
0241	MetLife	00000	98-1150291				MetLife International HF Partners, LP	CYM	NIA	MetLife Insurance K.K. (Japan)	Ownership	88.220	MetLife, Inc	
0241	MetLife	00000	98-1150291				MetLife International HF Partners, LP	CYM	NIA	MetLife Insurance Company of Korea, Limited	Ownership	9.470	MetLife, Inc	
0241	MetLife	00000	98-1150291				MetLife International HF Partners, LP	CYM	NIA	MetLife Limited (Hong Kong)	Ownership	2.290	MetLife, Inc	

Q13.11

SCHEDULE Y

PART 1A - DETAIL OF INSURANCE HOLDING COMPANY SYSTEM

1	2	3	4	5	6	7	8	9	10	11	12	13	14	15
Group Code	Group Name	NAIC Company Code	ID Number	Federal RSSD	CIK	Name of Securities Exchange if Publicly Traded (U.S. or International)	Names of Parent, Subsidiaries or Affiliates	Domiciliary Location	Relationship to Reporting Entity	Directly Controlled by (Name of Entity/Person)	Type of Control (Ownership Board, Management Attorney-in-Fact, Influence, Other)	If Control is Ownership Provide Percentage	Ultimate Controlling Entity(ies)/Person(s)	*
0241	MetLife	00000	98-1150291				MetLife International HF Partners, LP	CYM	NIA	MetLife Alternatives GP, LLC	Ownership	0.020	MetLife, Inc.	
0241	MetLife	00000	98-1162663				MetLife International PE Fund II, LP	CYM	NIA	MetLife Insurance K.K. (Japan)	Ownership	94.540	MetLife, Inc.	
0241	MetLife	00000	98-1162663				MetLife International PE Fund II, LP	CYM	NIA	MetLife Limited (Hong Kong)	Ownership	2.770	MetLife, Inc.	
0241	MetLife	00000	98-1162663				MetLife International PE Fund II, LP	CYM	NIA	MetLife Mexico S.A.	Ownership	2.100	MetLife, Inc.	
0241	MetLife	00000	98-1162663				MetLife International PE Fund II, LP	CYM	NIA	Metropolitan Life Insurance Company of Hong Kong Limited	Ownership	0.590	MetLife, Inc.	
0241	MetLife	00000	98-1226825				MetLife International PE Fund III, LP	CYM	NIA	MetLife Insurance K.K. (Japan)	Ownership	88.930	MetLife, Inc.	
0241	MetLife	00000	98-1226825				MetLife International PE Fund III, LP	CYM	NIA	MetLife Insurance Company of Korea, Limited	Ownership	7.910	MetLife, Inc.	
0241	MetLife	00000	98-1226825				MetLife International PE Fund III, LP	CYM	NIA	Metropolitan Life Insurance Company of Hong Kong Limited	Ownership	0.550	MetLife, Inc.	
0241	MetLife	00000	98-1226825				MetLife International PE Fund III, LP	CYM	NIA	MetLife Limited (Hong Kong)	Ownership	2.610	MetLife, Inc.	
0241	MetLife	00000					MetLife International PE Fund IV, LP	CYM	NIA	MetLife Insurance K.K. (Japan)	Ownership	94.700	MetLife, Inc.	
0241	MetLife	00000					MetLife International PE Fund IV, LP	CYM	NIA	MetLife Insurance Company of Korea, Limited	Ownership	3.790	MetLife, Inc.	
0241	MetLife	00000					MetLife International PE Fund IV, LP	CYM	NIA	MetLife Limited (Hong Kong)	Ownership	1.510	MetLife, Inc.	
0241	MetLife	00000					MetLife Loan Asset Management, LLC	DE	NIA	MetLife Investment Advisors, LLC	Ownership	100.000	MetLife, Inc.	
0241	MetLife	00000	46-4140926				MIM Property Management, LLC	DE	NIA	MetLife Investment Advisors, LLC	Ownership	100.000	MetLife, Inc.	
0241	MetLife	13092	26-1511401	4300892			MetLife Reinsurance Company of Vermont	VT	IA	MetLife, Inc.	Ownership	100.000	MetLife, Inc.	
0241	MetLife	62634	51-0104167	4255107			Delaware American Life Insurance Company	DE	IA	MetLife, Inc.	Ownership	100.000	MetLife, Inc.	
0241	MetLife	00000	27-1206753				MetLife Consumer Services, Inc.	DE	NIA	MetLife, Inc.	Ownership	100.000	MetLife, Inc.	
0241	MetLife	00000	81-3094008				Brighthouse Services, LLC	DE	NIA	MetLife, Inc.	Ownership	100.000	MetLife, Inc.	
0241	MetLife	00000					Brighthouse Financial, Inc.	DE	NIA	MetLife, Inc.	Ownership	100.000	MetLife, Inc.	
0241	MetLife	00000					Brighthouse Holdings, LLC	DE	NIA	MetLife, Inc.	Ownership	100.000	MetLife, Inc.	
0241	MetLife	00000					MetLife Insurance Brokerage, Inc.	NY	NIA	MetLife, Inc.	Ownership	100.000	MetLife, Inc.	
0241	MetLife	60690	98-0000065	4247326			American Life Insurance Company	DE	IA	MetLife, Inc.	Ownership	100.000	MetLife, Inc.	
0241	MetLife	00000	AA-1580066				MetLife Insurance K.K. (Japan)	JPN	IA	American Life Insurance Company	Ownership	100.000	MetLife, Inc.	
0241	MetLife	00000					Communication One Kabushiki Kaisha (Japan)	JPN	NIA	MetLife Insurance K.K. (Japan)	Ownership	100.000	MetLife, Inc.	
0241	MetLife	00000					MetLife Life Insurance Company (Egypt)	EGY	IA	MetLife Global Holding Company I GmbH (Swiss I)	Ownership	84.125	MetLife, Inc.	
0241	MetLife	00000	AA-1860015				MetLife Emekliik ve Hayat A.S. (Turkey)	TUR	IA	MetLife Global Holding Company II GmbH (Swiss II)	Ownership	99.980	MetLife, Inc.	
0241	MetLife	00000					MetLife Life Insurance S.A. (Greece)	GRC	IA	MetLife EU Holding Company Limited (Ireland)	Ownership	100.000	MetLife, Inc.	
0241	MetLife	00000					MetLife Mutual Fund Company (Greece)	GRC	NIA	MetLife Life Insurance Company S.A.	Ownership	90.000	MetLife, Inc.	
0241	MetLife	00000					International Investment Holding Company Limited (Russia)	RUS	NIA	American Life Insurance Company	Ownership	100.000	MetLife, Inc.	
0241	MetLife	00000					UBB-MetLife Zhivotozastrahovatelno Drujestvo AD (Bulgaria)	BGR	IA	MetLife EU Holding Company Limited (Ireland)	Ownership	40.000	MetLife, Inc.	

Q13.12

SCHEDULE Y

PART 1A - DETAIL OF INSURANCE HOLDING COMPANY SYSTEM

1	2	3	4	5	6	7	8	9	10	11	12	13	14	15
Group Code	Group Name	NAIC Company Code	ID Number	Federal RSSD	CIK	Name of Securities Exchange if Publicly Traded (U.S. or International)	Names of Parent, Subsidiaries or Affiliates	Domiciliary Location	Relationship to Reporting Entity	Directly Controlled by (Name of Entity/Person)	Type of Control (Ownership Board, Management Attorney-in-Fact, Influence, Other)	If Control is Ownership Provide Percentage	Ultimate Controlling Entity(ies)/Person(s)	*
0241	MetLife	00000					MetLife American International Group and Arab National Bank Cooperative Insurance Company	SAU	IA	American Life Insurance Company	Ownership	30.000	MetLife, Inc.	
0241	MetLife	00000		4250072			PJSC MetLife (Ukraine)	UKR	IA	MetLife Global Holding Company II GmbH (Swiss II)	Ownership	99.999	MetLife, Inc.	
0241	MetLife	00000		4250072			PJSC MetLife (Ukraine)	UKR	IA	International Technical and Advisory Services Limited (USA-Delaware)	Ownership	0.001	MetLife, Inc.	
0241	MetLife	00000		4250072			PJSC MetLife (Ukraine)	UKR	IA	Borderland Investments Limited (USA-Delaware)	Ownership	0.001	MetLife, Inc.	
0241	MetLife	00000					MetLife Innovation Centre Limited	IRL	IA	MetLife Global Holding Company II GmbH (Swiss II)	Ownership	99.999	MetLife, Inc.	
0241	MetLife	00000	51-0205283				International Technical and Advisory Services Limited (USA-Delaware)	DE	NIA	American Life Insurance Company	Ownership	100.000	MetLife, Inc.	
0241	MetLife	00000	02-0649743				Borderland Investments Limited (USA-Delaware)	DE	NIA	American Life Insurance Company	Ownership	100.000	MetLife, Inc.	
0241	MetLife	00000					ALICO Hellas Single Member Limited Liability Company (Greece)	GRC	NIA	Borderland Investments Limited (USA-Delaware)	Ownership	100.000	MetLife, Inc.	
0241	MetLife	00000	30-0615846				ALICO Operations, LLC. (USA-Delaware)	DE	NIA	American Life Insurance Company	Ownership	100.000	MetLife, Inc.	
0241	MetLife	00000					MetLife Asset Management Corp. (Japan)	JPN	NIA	ALICO Operations, LLC. (USA-Delaware)	Ownership	100.000	MetLife, Inc.	
0241	MetLife	00000		4249311			MetLife Mas, S.A. de C.V (Mexico)	MEX	IA	MetLife International Holdings, LLC	Ownership	100.000	MetLife, Inc.	
0241	MetLife	00000		4249311			MetLife Mas, S.A. de C.V (Mexico)	MEX	IA	International Technical and Advisory Services Limited (USA-Delaware)	Ownership		MetLife, Inc.	
0241	MetLife	00000		4251293			MetLife Seguros S.A. (Uruguay)	URY	IA	American Life Insurance Company	Ownership	74.919	MetLife, Inc.	
0241	MetLife	00000		4251293			MetLife Seguros S.A. (Uruguay)	URY	IA	Oscar Schmidt	Ownership	0.002	MetLife, Inc.	
0241	MetLife	00000		4251293			MetLife Seguros S.A. (Uruguay)	URY	IA	MetLife, Inc.	Ownership	25.080	MetLife, Inc.	
0241	MetLife	00000	52-2094092				Alpha Properties, Inc. (USA-Delaware)	DE	NIA	American Life Insurance Company	Ownership	100.000	MetLife, Inc.	
0241	MetLife	00000	52-2094091				Beta Properties, Inc. (USA-Delaware)	DE	NIA	American Life Insurance Company	Ownership	100.000	MetLife, Inc.	
0241	MetLife	00000	51-0389730				Delta Properties Japan, Inc. (USA-Delaware)	DE	NIA	American Life Insurance Company	Ownership	100.000	MetLife, Inc.	
0241	MetLife	00000	51-0389749				Epsilon Properties Japan, Inc. (USA-Delaware)	DE	NIA	American Life Insurance Company	Ownership	100.000	MetLife, Inc.	
0241	MetLife	00000	13-4172883				Kappa Properties Japan, Inc. (USA-Delaware)	DE	NIA	American Life Insurance Company	Ownership	100.000	MetLife, Inc.	
0241	MetLife	00000	02-0649738				Iris Properties, Inc. (USA-Delaware)	DE	NIA	American Life Insurance Company	Ownership	100.000	MetLife, Inc.	
0241	MetLife	00000					MetLife Colombia Seguros de Vida S.A. (Columbia)	COL	IA	MetLife Global Holding II GmbH (Swiss)	Ownership	90.000	MetLife, Inc.	
0241	MetLife	00000					MetLife Colombia Seguros de Vida S.A. (Columbia)	COL	IA	MetLife Global Holding I GmbH (Swiss)	Ownership	10.000	MetLife, Inc.	
0241	MetLife	00000					MetLife Colombia Seguros de Vida S.A. (Columbia)	COL	IA	International Technical and Advisory Services Limited (USA-Delaware)	Ownership		MetLife, Inc.	
0241	MetLife	00000					MetLife Colombia Seguros de Vida S.A. (Columbia)	COL	IA	Borderland Investments Limited (USA-Delaware)	Ownership		MetLife, Inc.	

Q13.13

SCHEDULE Y

PART 1A - DETAIL OF INSURANCE HOLDING COMPANY SYSTEM

1	2	3	4	5	6	7	8	9	10	11	12	13	14	15
Group Code	Group Name	NAIC Company Code	ID Number	Federal RSSD	CIK	Name of Securities Exchange if Publicly Traded (U.S. or International)	Names of Parent, Subsidiaries or Affiliates	Domiciliary Location	Relationship to Reporting Entity	Directly Controlled by (Name of Entity/Person)	Type of Control (Ownership Board, Management Attorney-in-Fact, Influence, Other)	If Control is Ownership Provide Percentage	Ultimate Controlling Entity(ies)/Person(s)	*
0241.....	MetLife.....	00000...					MetLife Colombia Seguros de Vida S.A. (Columbia)	COL.....	IA.....	Natloportem Holdings, LLC.....	Ownership.....		MetLife, Inc.....	
0241.....	MetLife.....	00000...	13-3912049..				ALICO Properties, Inc. (USA-Delaware).....	DE.....	NIA.....	American Life Insurance Company	Ownership.....51.000	MetLife, Inc.....	
0241.....	MetLife.....	00000...	13-3919049..				Global Properties, Inc. (USA-Delaware).....	DE.....	NIA.....	ALICO Properties, Inc.....	Ownership.....100.000	MetLife, Inc.....	
0241.....	MetLife.....	00000...					MetLife Global Holding Company I GmbH (Swiss)	CHE.....	NIA.....	American Life Insurance Company.....	Ownership.....100.000	MetLife, Inc.....	
0241.....	MetLife.....	00000...					MetLife Global Holding Company II GmbH (Swiss)	CHE.....	NIA.....	MetLife Global Holding I GmbH (Swiss).....	Ownership.....100.000	MetLife, Inc.....	
0241.....	MetLife.....	00000...					MetLife EU Holding Company Limited (Ireland)	IRL.....	NIA.....	MetLife Global Holding II GmbH (Swiss).....	Ownership.....100.000	MetLife, Inc.....	
0241.....	MetLife.....	00000...	98-0552186..	4249302....			ALICO European Holding Limited (Ireland).....	IRL.....	NIA.....	MetLife Global Holding II GmbH (Swiss).....	Ownership.....100.000	MetLife, Inc.....	
0241.....	MetLife.....	00000...	AA-1780108..				MetLife Europe d.a.c.	IRL.....	IA.....	International Technical Advisory Services Limited	Ownership.....		MetLife, Inc.....	
0241.....	MetLife.....	00000...	AA-1780108..				MetLife Europe d.a.c.	IRL.....	IA.....	American Life Insurance Company	Ownership.....3.997	MetLife, Inc.....	
0241.....	MetLife.....	00000...	AA-1780108..				MetLife Europe d.a.c.	IRL.....	IA.....	MetLife EU Holding Company Limited.....	Ownership.....		MetLife, Inc.....	
0241.....	MetLife.....	00000...	AA-1780108..				MetLife Europe d.a.c.	IRL.....	IA.....	MetLife EU Holding Company Limited (Ireland)	Ownership.....96.003	MetLife, Inc.....	
0241.....	MetLife.....	00000...					MetLife Services EOOD (Bulgaria)	BGR.....	NIA.....	MetLife EU Holding Company Limited (Ireland)	Ownership.....100.000	MetLife, Inc.....	
0241.....	MetLife.....	00000...					MetLife Pension Trustees Limited (UK).....	GBR.....	NIA.....	MetLife Europe d.a.c.	Ownership.....100.000	MetLife, Inc.....	
0241.....	MetLife.....	00000...			4255367....		First American-Hungarian Insurance Agency Limited (Hungary)	HUN.....	IA.....	MetLife EU Holding Company Limited (Ireland)	Ownership.....100.000	MetLife, Inc.....	
0241.....	MetLife.....	00000...			4258407....		MetLife Solutions S.A.S. (France).....	FRA.....	NIA.....	MetLife EU Holding Company Limited (Ireland)	Ownership.....100.000	MetLife, Inc.....	
0241.....	MetLife.....	00000...					MetLife Asia Holding Company Pte. Ltd.	SGP.....	NIA.....	MetLife Global Holding II GmbH (Swiss).....	Ownership.....100.000	MetLife, Inc.....	
0241.....	MetLife.....	00000...					MetLife Innovation Centre Pte. Ltd	SGP.....	NIA.....	MetLife Asia Holding Company Pte. Ltd.	Ownership.....100.000	MetLife, Inc.....	
0241.....	MetLife.....	00000...					MetLife Reinsurance Company of Bermuda Ltd.	BMU.....	IA.....	MetLife Global Holding II GmbH (Swiss).....	Ownership.....100.000	MetLife, Inc.....	
0241.....	MetLife.....	00000...					MetLife Investment Management Limited (UK)..	GBR.....	NIA.....	MetLife Global Holding II GmbH (Swiss).....	Ownership.....100.000	MetLife, Inc.....	
0241.....	MetLife.....	00000...			4255246....		Metropolitan Life Societate de Administrare a unui Fond de Pensii Administrat Privat S.A. (Romania)	ROU.....	IA.....	MetLife EU Holding Company Limited (Ireland)	Ownership.....99.984	MetLife, Inc.....	
0241.....	MetLife.....	00000...			4255246....		Metropolitan Life Societate de Administrare a unui Fond de Pensii Administrat Privat S.A. (Romania)	ROU.....	IA.....	MetLife Services Sp. z o.o	Ownership.....0.016	MetLife, Inc.....	
0241.....	MetLife.....	00000...					Metropolitan Life Training & Consulting S.R.L. (Romania)	ROU.....	NIA.....	MetLife EU Holding Company Limited (Ireland)	Ownership.....99.990	MetLife, Inc.....	

Q13.14

SCHEDULE Y

PART 1A - DETAIL OF INSURANCE HOLDING COMPANY SYSTEM

1	2	3	4	5	6	7	8	9	10	11	12	13	14	15
Group Code	Group Name	NAIC Company Code	ID Number	Federal RSSD	CIK	Name of Securities Exchange if Publicly Traded (U.S. or International)	Names of Parent, Subsidiaries or Affiliates	Domiciliary Location	Relationship to Reporting Entity	Directly Controlled by (Name of Entity/Person)	Type of Control (Ownership Board, Management Attorney-in-Fact, Influence, Other)	If Control is Ownership Provide Percentage	Ultimate Controlling Entity(ies)/Person(s)	*
0241.....	MetLife.....	00000...					Metropolitan Life Training & Consulting S.R.L. (Romania)	ROU.....	NIA.....	MetLife Global Holding II GmbH (Swiss).....	Ownership.....0.010	MetLife, Inc.....	
0241.....	MetLife.....	00000...		4249469.....			ZAO Master D (Russia).....	RUS.....	NIA.....	ALICO European Holding Limited (Ireland).....	Ownership.....100.000	MetLife, Inc.....	
0241.....	MetLife.....	00000...		4249991.....			Joint Stock Company MetLife Insurance Company (Russia)	RUS.....	IA.....	MetLife Global Holding II GmbH (Swiss).....	Ownership.....49.000	MetLife, Inc.....	
0241.....	MetLife.....	00000...		4249991.....			Joint Stock Company MetLife Insurance Company (Russia)	RUS.....	IA.....	ZAO Master D (Russia).....	Ownership.....51.000	MetLife, Inc.....	
0241.....	MetLife.....	00000...		4255198.....			MetLife Slovakia s.r.o.....	SVK.....	NIA.....	MetLife EU Holding Company Limited (Ireland)	Ownership.....99.956	MetLife, Inc.....	
0241.....	MetLife.....	00000...		4255198.....			MetLife Slovakia s.r.o.....	SVK.....	NIA.....	International Technical and Advisory Services Limited (USA-Delaware)	Ownership.....0.044	MetLife, Inc.....	
0241.....	MetLife.....	00000...		4255189.....			MetLife SK, a.s.....	SVK.....	NIA.....	MetLife EU Holding Company Limited (Ireland)	Ownership.....100.000	MetLife, Inc.....	
0241.....	MetLife.....	00000...					MetLife Services Cyprus Ltd.....	CYP.....	IA.....	MetLife EU Holding Company Limited	Ownership.....100.000	MetLife, Inc.....	
0241.....	MetLife.....	00000...					Hellenic Alico Life Insurance Company Ltd. (Cyprus)	CYP.....	IA.....	American Life Insurance Company (Cyprus) Limited	Ownership.....27.500	MetLife, Inc.....	
0241.....	MetLife.....	00000...		4247335.....			MetLife Towarzystwo Ubezpieczen na Zycie i Reasekuracji S.A.	POL.....	IA.....	MetLife EU Holding Company Limited (Ireland)	Ownership.....100.000	MetLife, Inc.....	
0241.....	MetLife.....	00000...		4255264.....			MetLife Services Sp. z o.o.....	POL.....	NIA.....	MetLife Towarzystwo Ubezpieczen na Zycie i Reasekuracji S.A.	Ownership.....100.000	MetLife, Inc.....	
0241.....	MetLife.....	00000...		4251154.....			MetLife Powszechnie Towarzystwo Emerytalne (Poland)	POL.....	IA.....	MetLife Towarzystwo Ubezpieczen na Zycie i Reasekuracji S.A.	Ownership.....100.000	MetLife, Inc.....	
0241.....	MetLife.....	00000...	AA-9640009	4255255.....			MetLife Towarzystwo Funduszy Inwestycyjnych S.A.	POL.....	NIA.....	MetLife Towarzystwo Ubezpieczen na Zycie i Reasekuracji S.A.	Ownership.....100.000	MetLife, Inc.....	
0241.....	MetLife.....	00000...		4258331.....			Agenvita S.r.l. (Italy).....	ITA.....	IA.....	MetLife EU Holding Company Limited (Ireland)	Ownership.....100.000	MetLife, Inc.....	
0241.....	MetLife.....	00000...					MetLife Services, Sociedad Limitada (Spain).....	ESP.....	NIA.....	MetLife EU Holding Company Limited (Ireland)	Ownership.....100.000	MetLife, Inc.....	
0241.....	MetLife.....	00000...		2981224.....			MetLife Insurance Limited (U.K.).....	GBR.....	IA.....	MetLife EU Holding Company Limited (Ireland)	Ownership.....99.999	MetLife, Inc.....	
0241.....	MetLife.....	00000...					MetLife Europe Insurance d.a.c.....	IRL.....	IA.....	MetLife EU Holding Company Limited (Ireland)	Ownership.....93.000	MetLife, Inc.....	
0241.....	MetLife.....	00000...					MetLife Europe Insurance d.a.c.....	IRL.....	IA.....	American Life Insurance Company.....	Ownership.....7.000	MetLife, Inc.....	
0241.....	MetLife.....	00000...		4189864.....			MetLife Europe Services Limited (Ireland).....	IRL.....	NIA.....	MetLife EU Holding Company Limited (Ireland)	Ownership.....100.000	MetLife, Inc.....	
0241.....	MetLife.....	00000...	95-3947585	3166064.....			MetLife Investors Group, LLC.....	DE.....	NIA.....	MetLife, Inc.....	Ownership.....100.000	MetLife, Inc.....	
0241.....	MetLife.....	00000...	43-1906210	3373563.....	1130412.....		MetLife Investors Distribution Company.....	MO.....	NIA.....	MetLife Investors Group, LLC.....	Ownership.....100.000	MetLife, Inc.....	
0241.....	MetLife.....	00000...	04-3240897	4288440.....	1071039.....		MetLife Advisers, LLC.....	MA.....	NIA.....	MetLife, Inc.....	Ownership.....100.000	MetLife, Inc.....	

Q13.15

SCHEDULE Y

PART 1A - DETAIL OF INSURANCE HOLDING COMPANY SYSTEM

1	2	3	4	5	6	7	8	9	10	11	12	13	14	15
Group Code	Group Name	NAIC Company Code	ID Number	Federal RSSD	CIK	Name of Securities Exchange if Publicly Traded (U.S. or International)	Names of Parent, Subsidiaries or Affiliates	Domiciliary Location	Relationship to Reporting Entity	Directly Controlled by (Name of Entity/Person)	Type of Control (Ownership Board, Management Attorney-in-Fact, Influence, Other)	If Control is Ownership Provide Percentage	Ultimate Controlling Entity(ies)/Person(s)	*

Asterisk	Explanation
0241	MetLife

SUPPLEMENTAL EXHIBITS AND SCHEDULES INTERROGATORIES

The following supplemental reports are required to be filed as part of your statement filing. However, in the event that your company does not transact the type of business for which the special report must be filed, your response of NO to the specific interrogatory will be accepted in lieu of filing a "NONE" report and a bar code will be printed below. If the supplement is required of your company but is not being filed for whatever reason, enter SEE EXPLANATION and provide an explanation following the interrogatory questions.

	Response
1. Will the Trusteed Surplus Statement be filed with the state of domicile and the NAIC with this statement?	NO
2. Will the Medicare Part D Coverage Supplement be filed with the state of domicile and the NAIC with this statement?	NO
3. Will the Reasonableness of Assumptions Certification required by Actuarial Guideline XXXV be filed with the state of domicile and electronically with the NAIC?	NO
4. Will the Reasonableness and Consistency of Assumptions Certification required by Actuarial Guideline XXXV be filed with the state of domicile and electronically with the NAIC?	NO
5. Will the Reasonableness of Assumptions Certification for Implied Guaranteed Rate Method required by Actuarial Guideline XXXVI be filed with the state of domicile and electronically with the NAIC?	NO
6. Will the Reasonableness and Consistency of Assumptions Certification required by Actuarial Guideline XXXVI (Updated Average Market Value) be filed with the state of domicile and electronically with the NAIC?	NO
7. Will the Reasonableness and Consistency of Assumptions Certification required by Actuarial Guideline XXXVI (Updated Market Value) be filed with the state of domicile and electronically with the NAIC?	NO

Explanations:

1. The data for this supplement is not required to be filed.
2. The data for this supplement is not required to be filed.
3. The data for this supplement is not required to be filed.
4. The data for this supplement is not required to be filed.
5. The data for this supplement is not required to be filed.
6. The data for this supplement is not required to be filed.
7. The data for this supplement is not required to be filed.

Bar Code:



First MetLife Investors Insurance Company
SCHEDULE A - VERIFICATION

Real Estate

	1 Year to Date	2 Prior Year Ended December 31
1. Book/adjusted carrying value, December 31 of prior year.....	0	
2. Cost of acquired:		
2.1 Actual cost at time of acquisition.....		
2.2 Additional investment made after acquisition.....		
3. Current year change in encumbrances.....		
4. Total gain (loss) on disposals.....		
5. Deduct amounts received on disposals.....		
6. Total foreign exchange change in book/adjusted carrying value.....		
7. Deduct current year's other-than-temporary impairment recognized.....		
8. Deduct current year's depreciation.....		
9. Book/adjusted carrying value at end of current period (Lines 1+2+3+4-5+6-7-8).....	0	0
10. Deduct total nonadmitted amounts.....		
11. Statement value at end of current period (Line 9 minus Line 10).....	0	0

NONE

SCHEDULE B - VERIFICATION

Mortgage Loans

	1 Year to Date	2 Prior Year Ended December 31
1. Book value/recorded investment excluding accrued interest, December 31 of prior year.....	141,976,603	100,577,040
2. Cost of acquired:		
2.1 Actual cost at time of acquisition.....	25,148,935	59,014,237
2.2 Additional investment made after acquisition.....	475,326	
3. Capitalized deferred interest and other.....		
4. Accrual of discount.....	6,519	12,782
5. Unrealized valuation increase (decrease).....		
6. Total gain (loss) on disposals.....	26,343	(17,795)
7. Deduct amounts received on disposals.....	24,307,347	17,336,509
8. Deduct amortization of premium and mortgage interest points and commitment fees.....		
9. Total foreign exchange change in book value/recorded investment excluding accrued interest.....	(559,680)	(273,152)
10. Deduct current year's other-than-temporary impairment recognized.....		
11. Book value/recorded investment excluding accrued interest at end of current period (Lines 1+2+3+4+5+6-7-8+9-10).....	142,766,699	141,976,603
12. Total valuation allowance.....		
13. Subtotal (Line 11 plus Line 12).....	142,766,699	141,976,603
14. Deduct total nonadmitted amounts.....		
15. Statement value at end of current period (Line 13 minus Line 14).....	142,766,699	141,976,603

SCHEDULE BA - VERIFICATION

Other Long-Term Invested Assets

	1 Year to Date	2 Prior Year Ended December 31
1. Book/adjusted carrying value, December 31 of prior year.....	0	19,999,374
2. Cost of acquired:		
2.1 Actual cost at time of acquisition.....	6,097,008	
2.2 Additional investment made after acquisition.....		
3. Capitalized deferred interest and other.....		
4. Accrual of discount.....		625
5. Unrealized valuation increase (decrease).....		
6. Total gain (loss) on disposals.....		
7. Deduct amounts received on disposals.....		19,999,999
8. Deduct amortization of premium and depreciation.....	2,494	
9. Total foreign exchange change in book/adjusted carrying value.....		
10. Deduct current year's other-than-temporary impairment recognized.....		
11. Book/adjusted carrying value at end of current period (Lines 1+2+3+4+5+6-7-8+9-10).....	6,094,514	0
12. Deduct total nonadmitted amounts.....		
13. Statement value at end of current period (Line 11 minus Line 12).....	6,094,514	0

SCHEDULE D - VERIFICATION

Bonds and Stocks

	1 Year to Date	2 Prior Year Ended December 31
1. Book/adjusted carrying value of bonds and stocks, December 31 of prior year.....	1,077,947,281	1,066,286,483
2. Cost of bonds and stocks acquired.....	177,702,486	417,569,761
3. Accrual of discount.....	1,939,136	2,591,534
4. Unrealized valuation increase (decrease).....	(96,084)	32,100
5. Total gain (loss) on disposals.....	(1,289,542)	4,329,780
6. Deduct consideration for bonds and stocks disposed of.....	108,558,697	409,269,477
7. Deduct amortization of premium.....	721,320	1,119,829
8. Total foreign exchange change in book/adjusted carrying value.....	(2,724,039)	(2,473,070)
9. Deduct current year's other-than-temporary impairment recognized.....	870,000	
10. Book/adjusted carrying value at end of current period (Lines 1+2+3+4+5-6-7+8-9).....	1,143,329,221	1,077,947,281
11. Deduct total nonadmitted amounts.....		
12. Statement value at end of current period (Line 10 minus Line 11).....	1,143,329,221	1,077,947,281

SCHEDULE D - PART 1B

Showing the Acquisitions, Dispositions and Non-Trading Activity

During the Current Quarter for all Bonds and Preferred Stock by NAIC Designation

	1	2	3	4	5	6	7	8
NAIC Designation	Book/Adjusted Carrying Value Beginning of Current Quarter	Acquisitions During Current Quarter	Dispositions During Current Quarter	Non-Trading Activity During Current Quarter	Book/Adjusted Carrying Value End of First Quarter	Book/Adjusted Carrying Value End of Second Quarter	Book/Adjusted Carrying Value End of Third Quarter	Book/Adjusted Carrying Value December 31 Prior Year
BONDS								
1. NAIC 1 (a).....	757,320,887	129,456,073	108,294,840	(2,851,391)	720,323,408	757,320,887	775,630,729	673,788,288
2. NAIC 2 (a).....	339,601,977	3,406,938	5,015,523	4,256,321	344,076,228	339,601,977	342,249,713	364,802,983
3. NAIC 3 (a).....	42,448,188	965,620	1,909,588	318,545	38,424,773	42,448,188	41,822,765	41,349,155
4. NAIC 4 (a).....	26,000,729	1,956,630	2,526,630	(2,805,655)	20,949,281	26,000,729	22,625,074	21,694,023
5. NAIC 5 (a).....	712,461			1,003,055	1,284,851	712,461	1,715,516	
6. NAIC 6 (a).....	2,130,000	1,864,220	2,152,608	(96,551)	1,620,000	2,130,000	1,745,061	
7. Total Bonds.....	1,168,214,243	137,649,481	119,899,189	(175,676)	1,126,678,541	1,168,214,243	1,185,788,859	1,101,634,449
PREFERRED STOCK								
8. NAIC 1.....							.0	
9. NAIC 2.....							.0	
10. NAIC 3.....							.0	
11. NAIC 4.....							.0	
12. NAIC 5.....							.0	
13. NAIC 6.....							.0	
14. Total Preferred Stock.....	0	0	0	0	0	0	0	0
15. Total Bonds and Preferred Stock.....	1,168,214,243	137,649,481	119,899,189	(175,676)	1,126,678,541	1,168,214,243	1,185,788,859	1,101,634,449

QS102

(a) Book/Adjusted Carrying Value column for the end of the current reporting period includes the following amount of non-rated short-term and cash equivalent bonds by NAIC designation:
 NAIC 1 \$.....5,498,781; NAIC 2 \$.....0; NAIC 3 \$.....0; NAIC 4 \$.....0; NAIC 5 \$.....0; NAIC 6 \$.....0.

SCHEDULE DA - PART 1

Short-Term Investments

	1 Book/Adjusted Carrying Value	2 Par Value	3 Actual Cost	4 Interest Collected Year To Date	5 Paid for Accrued Interest Year To Date
9199999.....30,463,314XXX.....30,447,63415,678

SCHEDULE DA - VERIFICATION

Short-Term Investments

	1 Year To Date	2 Prior Year Ended December 31
1. Book/adjusted carrying value, December 31 of prior year.....18,487,97612,095,916
2. Cost of short-term investments acquired.....57,889,218239,349,082
3. Accrual of discount.....43,77333,138
4. Unrealized valuation increase (decrease).....
5. Total gain (loss) on disposals.....(358)2,669
6. Deduct consideration received on disposals.....45,957,295232,992,829
7. Deduct amortization of premium.....
8. Total foreign exchange change in book/adjusted carrying value.....
9. Deduct current year's other-than-temporary impairment recognized.....
10. Book/adjusted carrying value at end of current period (Lines 1+2+3+4+5-6-7+8-9).....30,463,31418,487,976
11. Deduct total nonadmitted amounts.....
12. Statement value at end of current period (Line 10 minus Line 11).....30,463,31418,487,976

SCHEDULE DB - PART A - VERIFICATION

Options, Caps, Floors, Collars, Swaps and Forwards

1. Book/adjusted carrying value, December 31, prior year (Line 9, prior year).....	3,965,491
2. Cost paid/(consideration received) on additions.....	
3. Unrealized valuation increase/(decrease).....	1,082,191
4. Total gain (loss) on termination recognized.....	222
5. Considerations received/(paid) on terminations.....	222
6. Amortization.....	
7. Adjustment to the book/adjusted carrying value of hedge item.....	
8. Total foreign exchange change in book/adjusted carrying value.....	3,283,639
9. Book/adjusted carrying value at end of current period (Lines 1 + 2 + 3 + 4 - 5 + 6 + 7 + 8).....	8,331,321
10. Deduct nonadmitted assets.....	
11. Statement value at end of current period (Line 9 minus Line 10).....	<u>8,331,321</u>

SCHEDULE DB - PART B - VERIFICATION

Futures Contracts

1. Book/adjusted carrying value, December 31, prior year (Line 6, prior year).....	
2. Cumulative cash change (Section 1, Broker Name/Net Cash Deposits Footnote - Cumulative Cash Change column).....	
3.1 Add:	
Change in variation margin on open contracts - Highly Effective Hedges:	
3.11 Section 1, Column 15, current year to date minus.....	
3.12 Section 1, Column 15, prior year.....	0
Change in variation margin on open contracts - All Other:	
3.13 Section 1, Column 18, current year to date minus.....	
3.14 Section 1, Column 18, prior year.....	0
3.2 Add:	
Change in adjustment to basis of hedged item:	
3.21 Section 1, Column 17, current year to date minus.....	
3.22 Section 1, Column 17, prior year.....	0
Change in amount recognized:	
3.23 Section 1, Column 19, current year to date minus.....	
3.24 Section 1, Column 19, prior year.....	0
3.3 Subtotal (Line 3.1 minus Line 3.2).....	0
4.1 Cumulative variation margin on terminated contracts during the year.....	
4.2 Less:	
4.21 Amount used to adjust basis of hedged item.....	
4.22 Amount recognized.....	0
4.3 Subtotal (Line 4.1 minus Line 4.2).....	0
5. Dispositions gains (losses) on contracts terminated in prior year:	
5.1 Total gain (loss) recognized for terminations in prior year.....	
5.2 Total gain (loss) adjusted into the hedged item(s) for the terminations in prior year.....	
6. Book/adjusted carrying value at end of current period (Lines 1 + 2 + 3.3 - 4.3 - 5.1 - 5.2).....	0
7. Deduct nonadmitted assets.....	
8. Statement value at end of current period (Line 6 minus Line 7).....	<u>0</u>

NONE

Sch. DB - Pt. C - Sn. 1
NONE

Sch. DB - Pt. C - Sn. 2
NONE

SCHEDULE DB - VERIFICATION

Verification of Book/Adjusted Carrying Value, Fair Value and Potential Exposure of all Open Derivative Contracts

		Book/Adjusted Carrying Value Check
1.	Part A, Section 1, Column 14.....	8,331,321
2.	Part B, Section 1, Column 15 plus Part B, Section 1 Footnote - Total Ending Cash Balance.....	
3.	Total (Line 1 plus Line 2).....	8,331,321
4.	Part D, Section 1, Column 5.....	8,331,831
5.	Part D, Section 1, Column 6.....	(510)
6.	Total (Line 3 minus Line 4 minus Line 5).....	0
		Fair Value Check
7.	Part A, Section 1, Column 16.....	9,065,857
8.	Part B, Section 1, Column 13.....	
9.	Total (Line 7 plus Line 8).....	9,065,857
10.	Part D, Section 1, Column 8.....	9,069,758
11.	Part D, Section 1, Column 9.....	(3,901)
12.	Total (Line 9 minus Line 10 minus Line 11).....	0
		Potential Exposure Check
13.	Part A, Section 1, Column 21.....	954,555
14.	Part B, Section 1, Column 20.....	
15.	Part D, Section 1, Column 11.....	954,555
16.	Total (Line 13 plus Line 14 minus Line 15).....	0

SCHEDULE E- VERIFICATION

Cash Equivalents

	1 Year To Date	2 Prior Year Ended December 31
1. Book/adjusted carrying value, December 31 of prior year.....	5,199,194	5,399,737
2. Cost of cash equivalents acquired.....	268,427,704	223,784,787
3. Accrual of discount.....	27,177	5,090
4. Unrealized valuation increase (decrease).....		
5. Total gain (loss) on disposals.....	1,604	580
6. Deduct consideration received on disposals.....	261,659,356	223,991,000
7. Deduct amortization of premium.....		
8. Total foreign exchange change in book/ adjusted carrying value.....		
9. Deduct current year's other-than-temporary impairment recognized.....		
10. Book/adjusted carrying value at end of current period (Lines 1+2+3+4+5-6-7+8-9).....	11,996,323	5,199,194
11. Deduct total nonadmitted amounts.....		
12. Statement value at end of current period (Line 10 minus Line 11).....	11,996,323	5,199,194

SCHEDULE A - PART 2

Showing all Real Estate ACQUIRED AND ADDITIONS MADE During the Current Quarter

1 Description of Property	Location		4 Date Acquired	5 Name of Vendor	6 Actual Cost at Time of Acquisition	7 Amount of Encumbrances	8 Book/Adjusted Carrying Value Less Encumbrances	9 Additional Investment Made After Acquisition
	2 City	3 State						

NONE

QE01

SCHEDULE A - PART 3

Showing all Real Estate DISPOSED During the Quarter, Including Payments During the Final Year on "Sales Under Contract "

1 Description of Property	Location		4 Disposal Date	5 Name of Purchaser	6 Actual Cost	7 Expended for Additions, Permanent Improvements and Changes in Encumbrances	8 Book/Adjusted Carrying Value Less Encumbrances Prior Year	Change in Book/Adjusted Carrying Value Less Encumbrances					14 Book/Adjusted Carrying Value Less Encumbrances on Disposal	15 Amounts Received During Year	16 Foreign Exchange Gain (Loss) on Disposal	17 Realized Gain (Loss) on Disposal	18 Total Gain (Loss) on Disposal	19 Gross Income Earned Less Interest Incurred on Encumbrances	20 Taxes, Repairs, and Expenses Incurred
	2 City	3 State						9 Current Year's Depreciation	10 Current Year's Other-Than-Temporary Impairment Recognized	11 Current Year's Change in Encumbrances	12 Total Change in B./A.C.V. (11 - 9 - 10)	13 Total Foreign Exchange Change in B./A.C.V.							

NONE

SCHEDULE B - PART 2

Showing all Mortgage Loans ACQUIRED AND ADDITIONS MADE During the Current Quarter

1 Loan Number	Location		4 Loan Type	5 Date Acquired	6 Rate of Interest	7 Actual Cost at Time of Acquisition	8 Additional Investment Made After Acquisition	9 Value of Land and Buildings
	2 City	3 State						
Mortgages in Good Standing - Farm Mortgages								
0000196995	Dallas	AR		09/01/2016	5.000	2,348,268	-	8,893,834
0000197147	Polk	TX		09/01/2016	5.000	2,296,550	-	8,704,604
0000197148	Butler	AL		09/01/2016	5.000	2,196,700	-	8,326,143
0000197149	Baldwin	AL		09/01/2016	5.000	898,650	-	3,406,149
0000197150	Georgetown	SC		09/01/2016	5.000	2,246,625	-	8,515,373
0000198473	Champaign	IL		08/29/2016	4.000	699,544	-	1,916,727
0000198517	Morrill	NE		08/22/2016	3.850	1,000,000	-	1,849,710
0199999	Total - Mortgages in Good Standing - Farm Mortgages			XXX	XXX	11,686,336	0	41,612,540
Mortgages in Good Standing - Commercial Mortgages - All Other								
0000702835	NEW YORK	NY		08/08/2016	3.400	4,995,001	-	9,922,605
0599999	Total - Mortgages in Good Standing - Commercial Mortgages - All Other			XXX	XXX	4,995,001	0	9,922,605
0899999	Total - Mortgages in Good Standing			XXX	XXX	16,681,337	0	51,535,145
3399999	Total Mortgages			XXX	XXX	16,681,337	0	51,535,145

SCHEDULE B - PART 3

Showing all Mortgage Loans DISPOSED, Transferred or Repaid During the Current Quarter

QE02

1 Loan Number	Location		4 Loan Type	5 Date Acquired	6 Disposal Date	7 Book Value/Recorded Investment Excluding Accrued Interest Prior Year	Change in Book Value/Recorded Investment						14 Book Value / Recorded Investment Excluding Accrued Interest on Disposal	15 Consideration	16 Foreign Exchange Gain (Loss) on Disposal	17 Realized Gain (Loss) on Disposal	18 Total Gain (Loss) on Disposal
	2 City	3 State					8 Unrealized Valuation Increase (Decrease)	9 Current Year's (Amortization) / Accretion	10 Current Year's Other-Than-Temporary Impairment Recognized	11 Capitalized Deferred Interest and Other	12 Total Change in Book Value (8 + 9 - 10 + 11)	13 Total Foreign Exchange Change in Book Value					
0000190524	Dallas	AR		11/03/2006	09/01/2016	1,255,889	-	223	-	-	223	-	1,238,648	1,238,648	-	-	0
0000190584	Polk	TX		11/03/2006	09/01/2016	1,230,168	-	219	-	-	219	-	1,213,280	1,213,280	-	-	0
0000190585	Butler	AL		11/03/2006	09/01/2016	1,196,666	-	213	-	-	213	-	1,180,238	1,180,238	-	-	0
0000190586	Baldwin	AL		11/03/2006	09/01/2016	491,869	-	88	-	-	88	-	485,116	485,116	-	-	0
0000190587	Georgetown	SC		11/03/2006	09/01/2016	1,218,637	-	217	-	-	217	-	1,201,907	1,201,907	-	-	0
0000194179	McKean	PA		09/02/2010	08/02/2016	319,610	-	390	-	-	390	-	320,000	320,000	-	-	0
0000702147	SAN FRANCISCO	CA		11/13/2008	09/01/2016	1,860,725	-	-	-	-	0	-	1,844,553	1,844,553	-	-	0
0000702191	ANN ARBOR	MI		10/29/2009	08/15/2016	894,963	-	-	-	-	0	-	884,014	884,014	-	-	0
0000702192	MIAMI	FL		10/29/2009	08/15/2016	894,963	-	-	-	-	0	-	884,015	884,015	-	-	0
0000702193	PLEASANTON	CA		10/29/2009	08/15/2016	930,445	-	-	-	-	0	-	924,487	924,487	-	-	0
0000702194	CORTE MADERA	CA		10/29/2009	08/05/2016	1,392,143	-	-	-	-	0	-	1,381,004	1,381,004	-	-	0
0000702376	NEW YORK	NY		09/28/2011	07/07/2016	7,000,000	-	-	-	-	0	-	7,000,000	7,000,000	-	-	0
0199999	Total - Mortgages Closed by Repayment					18,686,077	0	1,349	0	0	1,349	0	18,557,261	18,557,261	0	0	0
Mortgages With Partial Repayments																	
0299999	Scheduled Repayments					0	0	0	0	0	0	0	499,119	482,781	(16,339)	0	(16,339)
0299999	Total - Mortgages With Partial Repayments					0	0	0	0	0	0	0	499,119	482,781	(16,339)	0	(16,339)

SCHEDULE B - PART 3

Showing all Mortgage Loans DISPOSED, Transferred or Repaid During the Current Quarter

1 Loan Number	Location		4 Loan Type	5 Date Acquired	6 Disposal Date	7 Book Value/Recorded Investment Excluding Accrued Interest Prior Year	Change in Book Value/Recorded Investment						14 Book Value / Recorded Investment Excluding Accrued Interest on Disposal	15 Consideration	16 Foreign Exchange Gain (Loss) on Disposal	17 Realized Gain (Loss) on Disposal	18 Total Gain (Loss) on Disposal
	2 City	3 State					8 Unrealized Valuation Increase (Decrease)	9 Current Year's (Amortization) / Accretion	10 Current Year's Other-Than-Temporary Impairment Recognized	11 Capitalized Deferred Interest and Other	12 Total Change in Book Value (8 + 9 - 10 + 11)	13 Total Foreign Exchange Change in Book Value					
Mortgages Disposed																	
0000702688.....	SAN JOSE.....	CA.....		04/16/2015...	08/01/2016...	1,427,503	-	-	-	-	0	-	1,412,819	1,476,345	-	63,526	63,526
0399999. Total - Mortgages Disposed.....						1,427,503	0	0	0	0	0	0	1,412,819	1,476,345	0	63,526	63,526
0599999. Total Mortgages.....						20,113,580	0	1,349	0	0	1,349	0	20,469,199	20,516,386	(16,339)	63,526	47,187

QE02.1

SCHEDULE BA - PART 2

Showing Other Long-Term Invested Assets ACQUIRED AND ADDITIONS MADE During the Current Quarter

1 CUSIP Identification	2 Name or Description	Location		5 Name of Vendor or General Partner	6 NAIC Designation	7 Date Originally Acquired	8 Type and Strategy	9 Actual Cost at Time of Acquisition	10 Additional Investment Made after Acquisition	11 Amount of Encumbrances	12 Commitment for Additional Investment	13 Percentage of Ownership
		3 City	4 State									

NONE

QE03

SCHEDULE BA - PART 3

Showing Other Long-Term Invested Assets DISPOSED, Transferred or Repaid During the Current Quarter

1 CUSIP Identification	2 Name or Description	Location		5 Name of Purchaser or Nature of Disposal	6 Date Originally Acquired	7 Disposal Date	8 Book/Adjusted Carrying Value Less Encumbrances, Prior Year	Changes in Book/Adjusted Carrying Value						15 Book/Adjusted Carrying Value Less Encumbrances on Disposal	16 Consideration	17 Foreign Exchange Gain (Loss) on Disposal	18 Realized Gain (Loss) on Disposal	19 Total Gain (Loss) on Disposal	20 Investment Income
		3 City	4 State					9 Unrealized Valuation Increase (Decrease)	10 Current Year's (Depreciation) or (Amortization) / Accretion	11 Current Year's Other-Than-Temporary Impairment Recognized	12 Capitalized Deferred Interest and Other	13 Total Change in B./A.C.V. (9+10-11+12)	14 Total Foreign Exchange Change in B./A.C.V.						

NONE

SCHEDULE D - PART 3

Show all Long-Term Bonds and Stock Acquired During the Current Quarter

1	2		3	4	5		6	7	8	9	10
CUSIP Identification	Description		Foreign	Date Acquired	Name of Vendor		Number of Shares of Stock	Actual Cost	Par Value	Paid for Accrued Interest and Dividends	NAIC Designation or Market Indicator (a)
Bonds - U.S. Government											
912828 R3 6	UNITED STATES TREASURY 1.625% 05/15/26.....			07/07/2016....	WELLS FARGO & CO.....			3,059,304	3,000,000	7,154	1.....
912828 S2 7	UNITED STATES TREASURY 1.125% 06/30/21.....			07/12/2016....	BANK OF MONTREAL.....			10,031,661	10,000,000	3,974	1.....
912828 S3 5	UNITED STATES TREASURY 1.375% 06/30/23.....			07/21/2016....	BARCLAYS CAPITAL INC.....			9,961,743	10,000,000	8,220	1.....
0599999. Total Bonds - U.S. Government.....								23,052,708	23,000,000	19,348	XXX
Bonds - U.S. Special Revenue and Special Assessment											
3136AJ 4R 4	FANNIE MAE FNMA_14-23 3.500% 05/01/44.....			09/01/2016....	Interest Capitalization.....			75,301	75,301		1.....
3136AM 6F 1	FANNIE MAE FNMA_15-24 3.000% 04/01/45.....			09/01/2016....	Interest Capitalization.....			23,417	23,417		1.....
3136AP VL 3	FANNIE MAE FNMA_15-59 3.000% 08/01/45.....			09/01/2016....	Interest Capitalization.....			46,877	46,877		1.....
3137B3 AJ 7	FREDDIE MAC FHLMC_4227 3.500% 07/01/43.....			09/01/2016....	Interest Capitalization.....			9,717	9,717		1.....
3137BH RK 5	FEDERAL HOME LOAN MORTGAGE COR 3.000%.....			09/01/2016....	Interest Capitalization.....			76,574	76,574		1.....
3199999. Total Bonds - U.S. Special Revenue and Special Assessment.....								231,886	231,886	0	XXX
Bonds - Industrial and Miscellaneous											
07386R AC 3	BEAR STEARNS ASSET BACKED SECU 0.785%.....			09/09/2016....	AMHERST PIERPONT SECURITIES LL.....			807,577	967,158	421	6FE.....
073871 AC 9	BEAR STEARNS ALT-A TRUST BALTA 0.865%.....			07/27/2016....	CITIGROUP GLOBAL MARKETS INC/.....			1,056,643	1,192,683	192	6FE.....
07401J AA 6	BEAR STEARNS MORTGAGE FUNDING 0.735% 1.....			08/02/2016....	JP MORGAN SECURITIES LTD LDN.....			1,014,854	1,211,766	258	1FM.....
12693# AA 1	UNIVERSITY OF WISCONSIN 3.880% 04/18/4.....			07/28/2016....	DIRECT.....			1,919,000	1,900,000		1Z.....
42806L AA 9	HERC RENTALS INC 7.500% 06/01/22.....			07/01/2016....	Tax Free Exchange.....			260,000	260,000		4FE.....
42806L AB 7	HERC RENTALS INC 7.750% 06/01/24.....			07/01/2016....	Tax Free Exchange.....			717,000	717,000		4FE.....
50077L AK 2	HJ HEINZ CO 3.950% 07/15/25.....			08/19/2016....	Tax Free Exchange.....			2,297,260	2,300,000		2FE.....
53621@ AG 1	LION INDUSTRIAL TRUST 4.140% 09/01/26.....			09/01/2016....	BANK OF AMERICA N.A.....			500,000	500,000		2Z.....
55336V AJ 9	MPLX LP 4.875% 06/01/25.....			09/29/2016....	Tax Free Exchange.....			609,678	615,000		2FE.....
674003 B* 8	OAKTREE CAPITAL MANAGEMENT LP 3.690% 0.....			07/12/2016....	JP MORGAN SECURITIES LTD LDN.....			1,300,000	1,300,000		1.....
75281A AV 1	RANGE RESOURCES CORP 5.750% 06/01/21.....			09/16/2016....	Tax Free Exchange.....			695,630	700,000		4FE.....
87612B AM 4	TARGA RESOURCES PARTNERS LP/TA 5.250%.....			07/21/2016....	WELLS FARGO & CO.....			274,620	276,000	3,421	3FE.....
87612B BC 5	TARGA RESOURCES PARTNERS LP 5.375% 02/.....			09/22/2016....	WELLS FARGO & CO.....			691,000	691,000		3FE.....
98954U AB 9	ZIGGO BOND FINANCE BV 6.000% 01/15/27.....		F.....	09/16/2016....	CREDIT SUISSE SECURITIES USA L.....			284,000	284,000		4FE.....
3899999. Total Bonds - Industrial and Miscellaneous.....								12,427,262	12,914,607	4,292	XXX
8399997. Total Bonds - Part 3.....								35,711,856	36,146,493	23,640	XXX
8399999. Total Bonds.....								35,711,856	36,146,493	23,640	XXX
9999999. Total Bonds, Preferred and Common Stocks.....								35,711,856	XXX	23,640	XXX

QE04

(a) For all common stock bearing the NAIC market indicator "U" provide: the number of such issues:.....0.

SCHEDULE D - PART 4

Show All Long-Term Bonds and Stock Sold, Redeemed or Otherwise Disposed of During the Current Quarter

1	2	3	4	5	6	7	8	9	10	Change in Book/Adjusted Carrying Value					16	17	18	19	20	21	22
										11	12	13	14	15							
CUSIP Identification	Description	F o r e i g n	Disposal Date	Name of Purchaser	Number of Shares of Stock	Consideration	Par Value	Actual Cost	Prior Year Book/Adjusted Carrying Value	Unrealized Valuation Increase/(Decrease)	Current Year's (Amortization)/Accretion	Current Year's Other-Than-Temporary Impairment Recognized	Total Change in B./A.C.V. (11+12-13)	Total Foreign Exchange Change in B./A.C.V.	Book/Adjusted Carrying Value at Disposal Date	Foreign Exchange Gain (Loss) on Disposal	Realized Gain (Loss) on Disposal	Total Gain (Loss) on Disposal	Bond Interest / Stock Dividends Received During Year	Stated Contractual Maturity Date	NAIC Designation or Market Indicator (a)
Bonds - U.S. Government																					
36201F UX 3	GINNIE MAE I GNMA I 7.000% 582098 7.00		09/01/2016	Paydown		251	251	252	252		(1)		(1)		251			0	12	04/15/2032	1
36202D MA 6	GOVERNMENT NATIONAL MORTGAGE A GNMA II 6		09/01/2016	Paydown		161	161	160	160		1		1		161			0	7	03/20/2031	1
36202D NL 1	GOVERNMENT NATIONAL MORTGAGE A GNMA II 6		09/01/2016	Paydown		616	616	611	612		4		4		616			0	27	06/20/2031	1
36202E 6E 4	GOVERNMENT NATIONAL MORTGAGE A GNMA II 5		09/01/2016	Paydown		43,190	43,190	44,351	44,185		(995)		(995)		43,190			0	1,428	06/20/2039	1
36202E 7H 6	GOVERNMENT NATIONAL MORTGAGE A GNMA II 5		09/01/2016	Paydown		59,365	59,365	60,867	60,644		(1,280)		(1,280)		59,365			0	1,981	07/20/2039	1
36213C J5 0	GINNIE MAE I GNMA I 7.000% 550284 7.00		09/01/2016	Paydown		30	30	30	30				0		30			0	1	08/15/2031	1
912828 R2 8	UNITED STATES TREASURY 1.625% 04/30/23		07/08/2016	BARCLAYS CAPITAL INC		10,271,851	10,000,000	10,076,196			(1,706)		(1,706)		10,074,490		197,361	197,361	31,793	04/30/2023	1
0599999. Total Bonds - U.S. Government						10,375,464	10,103,613	10,182,467	105,883	0	(3,977)	0	(3,977)	0	10,178,103	0	197,361	197,361	35,249	XXX	XXX
Bonds - U.S. Special Revenue and Special Assessment																					
3128M1 AB 5	FEDERAL HOME LOAN MORTGAGE COR FHLMC 5.0		09/01/2016	Paydown		17,110	17,110	16,677	16,886		224		224		17,110			0	558	08/01/2020	1
3128M5 KW 9	FEDERAL HOME LOAN MORTGAGE COR FHLMC 5.5		09/01/2016	Paydown		33,988	33,988	34,349	34,284		(297)		(297)		33,988			0	1,251	10/01/2037	1
3128M7 V2 9	FEDERAL HOME LOAN MORTGAGE COR FHLMC 5.0		09/01/2016	Paydown		129,291	129,291	135,200	134,336		(5,045)		(5,045)		129,291			0	4,278	11/01/2039	1
312940 MF 3	FEDERAL HOME LOAN MORTGAGE COR FHLMC 4.5		09/01/2016	Paydown		43,414	43,414	44,927	44,729		(1,315)		(1,315)		43,414			0	1,300	05/01/2040	1
312940 MM 8	FEDERAL HOME LOAN MORTGAGE COR FHLMC 4.5		09/01/2016	Paydown		145,847	145,847	150,929	150,265		(4,418)		(4,418)		145,847			0	4,323	05/01/2040	1
312940 VG 1	FEDERAL HOME LOAN MORTGAGE COR FHLMC 4.5		09/01/2016	Paydown		67,098	67,098	69,426	69,123		(2,024)		(2,024)		67,098			0	2,219	06/01/2040	1
3132J6 B6 0	FEDERAL HOME LOAN MORTGAGE COR 3.000%		09/01/2016	Paydown		722,522	722,522	721,732	721,732		790		790		722,522			0	14,501	02/01/2043	1
3138EK BP 9	FEDERAL NATIONAL MORTGAGE ASSO 4.000%		09/01/2016	Paydown		485,662	485,662	514,499	513,990		(28,328)		(28,328)		485,662			0	12,976	03/01/2042	1
3138EP HM 9	FEDERAL NATIONAL MORTGAGE ASSO 3.500%		09/01/2016	Paydown		132,518	132,518	137,156	137,145		(4,628)		(4,628)		132,518			0	3,115	02/01/2045	1
31402R CV 9	FEDERAL NATIONAL MORTGAGE ASSO FNMA 5.00		09/01/2016	Paydown		135,145	135,145	134,558	134,559		586		586		135,145			0	4,502	05/01/2035	1
3199999. Total Bonds - U.S. Special Revenue and Special Assessment						1,912,595	1,912,595	1,959,453	1,957,049	0	(44,455)	0	(44,455)	0	1,912,595	0	0	0	49,023	XXX	XXX
Bonds - Industrial and Miscellaneous																					
03077J AA 8	AMERIGAS FINANCE LLC/AMERIGAS AMERIGAS F.		07/27/2016	Call 103.3750		516,875	500,000	500,000	500,000		16,875		16,875		516,875			0	23,156	05/20/2020	3FE
04544Q AD 9	ASSET BACKED SECURITIES CORP H 0.665%		09/26/2016	Paydown		3,123	3,123	2,284	2,295		829		829		3,123			0	12	11/25/2036	1FM
05949C NQ 5	BOAMS_05-11 BOAMS 2005-11 1A12 5.750%		09/01/2016	Paydown		137,592	144,309	139,286	142,991		(5,399)		(5,399)		137,592			0	5,565	12/01/2035	3FM
07386R AC 3	BEAR STEARNS ASSET BACKED SECU 0.785%		09/26/2016	Paydown									0					0		05/25/2037	6FE
073871 AC 9	BEAR STEARNS ALT-A TRUST BALTA 0.865%		09/25/2016	Paydown		22,608	27,629	24,478			(1,870)		(1,870)		22,608			0	27	08/25/2036	6FE
07401J AA 6	BEAR STEARNS MORTGAGE FUNDING 0.735% 1...		09/25/2016	Paydown		10,713	10,713	8,972			1,741		1,741		10,713			0	13	12/25/2036	1FM

QE05

SCHEDULE D - PART 4

Show All Long-Term Bonds and Stock Sold, Redeemed or Otherwise Disposed of During the Current Quarter

1	2	3	4	5	6	7	8	9	10	Change in Book/Adjusted Carrying Value					16	17	18	19	20	21	22
										11	12	13	14	15							
CUSIP Identification	Description	Forfeiture	Disposal Date	Name of Purchaser	Number of Shares of Stock	Consideration	Par Value	Actual Cost	Prior Year Book/Adjusted Carrying Value	Unrealized Valuation Increase/(Decrease)	Current Year's (Amortization)/Accretion	Current Year's Other-Than-Temporary Impairment Recognized	Total Change in B./A.C.V. (11+12-13)	Total Foreign Exchange Change in B./A.C.V.	Book/Adjusted Carrying Value at Disposal Date	Foreign Exchange Gain (Loss) on Disposal	Realized Gain (Loss) on Disposal	Total Gain (Loss) on Disposal	Bond Interest / Stock Dividends Received During Year	Stated Contractual Maturity Date	NAIC Designation or Market Indicator (a)
12667N AA 6	COUNTRYWIDE ASSET-BACKED CERTI 0.665%		09/25/2016	Paydown.....		13,958	13,958	12,771	12,812		1,146		1,146		13,958			0	57	11/25/2036	1FM.....
126694 M6 2	COUNTRYWIDE HOME LOANS CWHL_06 0.725%		09/25/2016	Paydown.....		6,354	6,354	5,093	5,091		1,263		1,263		6,354			0	26	04/25/2046	1FM.....
12672# AA 6	CVS PASSTHROUGH TRUST 4.704% 09/10/34.....		09/10/2016	Redemption 100.0000.....		15,693	15,693	15,693	15,693				0		15,693			0	492	09/10/2034	2.....
12674@ AA 6	CVS PASSTHROUGH TRUST 4.016% 08/10/35.....		09/10/2016	Redemption 100.0000.....		3,985	3,985	3,985	3,985				0		3,985			0	107	08/10/2035	2.....
14453F AC 3	CARRINGTON MORTGAGE LOAN TRUST 0.675%		09/25/2016	Paydown.....		4,830	4,830	4,009	4,050		780		780		4,830			0	21	04/25/2036	1FM.....
16162W MP 1	CHASE_05-S2 CHASE 2005-S2 A27 5.500% 1.....		09/01/2016	Paydown.....		945,575	945,575	900,290	934,947		10,628		10,628		945,575			0	34,851	10/01/2035	1FM.....
17311L AB 7	CITIGROUP MORTGAGE LOAN TRUST 3.015% 0.....		09/01/2016	Paydown.....		1,761	1,772	1,591	1,597		164		164		1,761			0	35	04/01/2037	1FM.....
17313B AA 9	CITIGROUP MORTGAGE LOAN TRUST 0.700% 0.....		09/25/2016	Paydown.....		26,484	26,484	23,455	23,552		2,932		2,932		26,484			0	107	05/25/2037	1FM.....
223611 A@ 3	COWBOYS STADIUM LP 3.460% 03/31/34.....		09/30/2016	Redemption 100.0000.....		97,400	97,400	97,400	98,206		(806)		(806)		97,400			0	3,370	03/31/2034	2FE.....
23332U DB 7	DSL A MORTGAGE LOAN TRUST DSL A_ 0.771%		09/19/2016	Paydown.....		37,827	37,827	29,316	29,540		8,287		8,287		37,827			0	171	03/19/2045	1FM.....
23332U EL 4	DSL A MORTGAGE LOAN TRUST DSL A_ 0.791%		09/19/2016	Paydown.....		9,312	9,312	7,135	7,191		2,121		2,121		9,312			0	43	08/19/2045	1FM.....
36162J AB 2	GEO GROUP INC THE 6.000% 04/15/26.....		09/28/2016	BARCLAYS CAPITAL INC.....		430,125	478,000	478,000					0	478,000		(47,875)	(47,875)	0	11,157	04/15/2026	4FE.....
362334 BQ 6	GSAA HOME EQUITY TRUST GSAA_06 0.605%		09/25/2016	Paydown.....		399	399	243	245		154		154		399			0	1	03/25/2036	1FM.....
41161P LC 5	HARBORVIEW MORTGAGE LOAN TRUST 0.851%		09/19/2016	Paydown.....		22,447	26,968	19,409	19,516		2,931		2,931		22,447			0	190	03/19/2035	1FM.....
41161P MF 7	HARBORVIEW MORTGAGE LOAN TRUST 0.792%		09/20/2016	Paydown.....		8,229	11,859	7,783	7,849		380		380		8,229			0	56	06/19/2035	1FM.....
423074 AX 1	HJ HEINZ CO 3.950% 07/15/25.....		08/19/2016	Tax Free Exchange.....		2,297,260	2,300,000	2,296,941	2,297,095		164		164		2,297,260			0	94,131	07/15/2025	2FE.....
42704K AA 4	HERC SPINOFF ESCROW ISSUER LLC 7.500%		07/01/2016	Tax Free Exchange.....		260,000	260,000	260,000					0	260,000			0			06/01/2022	4FE.....
42704K AB 2	HERC SPINOFF ESCROW ISSUER LLC 7.750%		07/01/2016	Tax Free Exchange.....		717,000	717,000	717,000					0	717,000			0			06/01/2024	4FE.....
44416* AB 2	HUDSON TRANSMISSION PARTNERS L HUDSON TR.....		08/31/2016	Redemption 100.0000.....		6,643	6,643	6,643	6,643				0	6,643			0	220	05/31/2033	2FE.....	
46629B AC 3	JP MORGAN MORTGAGE ACQUISITION 5.777%		09/01/2016	Paydown.....		5,209	5,209	3,692	3,699		1,510		1,510		5,209			0	96	08/01/2036	1FM.....
46630M AF 9	JP MORGAN MORTGAGE ACQUISITION 4.905%		09/01/2016	Paydown.....		296	296	221			75		75		296			0	13	01/01/2037	1FM.....
466313 AE 3	JABIL CIRCUIT INC JABIL CIRCUIT INC 7.75.....		07/15/2016	Maturity.....		1,700,000	1,700,000	1,735,143	1,703,680		(3,680)		(3,680)		1,700,000			0	131,750	07/15/2016	2FE.....
50219J AA 8	LSTAR Securities Inv Trust 2.523% 10/0.....		09/01/2016	Paydown.....		7,207	7,207	7,088	7,123		84		84		7,207			0	116	10/01/2020	1Z.....
525221 HD 2	LEHMAN XS TRUST LXS_06-2N 1.533% 02/01.....		09/01/2016	Paydown.....		10,519	10,928	7,998	8,067		2,451		2,451		10,519			0	109	02/01/2036	1FM.....
525226 AN 6	LEHMAN XS TRUST LXS_06-12N 0.700% 08/2.....		09/25/2016	Paydown.....		19,120	20,838	16,722	16,905		2,215		2,215		19,120			0	91	08/25/2046	1FM.....
525227 AE 4	LEHMAN XS TRUST LXS_06-GP2 0.735% 06/2.....		09/26/2016	Paydown.....		13,423	13,418	10,458	10,587		2,836		2,836		13,423			0	61	06/25/2046	1FM.....
52522D AQ 4	LEHMAN XS TRUST 0.725% 11/25/46.....		09/25/2016	Paydown.....		36,237	38,243	30,451	30,629		5,607		5,607		36,237			0	170	11/25/2046	1FM.....
52524V AQ 2	LEHMAN XS TRUST LXS_07-15N 1.425% 08/2.....		09/25/2016	Paydown.....		50,432	79,140	54,310	54,410		(3,978)		(3,978)		50,432			0	738	08/26/2047	1FM.....
54251P AA 5	LONG BEACH MORTGAGE LOAN TRUST 0.665%		09/25/2016	Paydown.....		14,381	14,381	10,800	10,815		3,567		3,567		14,381			0	58	06/25/2036	1FM.....
54911B AA 8	LSTAR SECURITIES INVESTMENT TR 2.523%		09/01/2016	Paydown.....		6,107	6,107	6,001	6,011		95		95		6,107			0	94	11/02/2020	1FE.....
55336V AH 3	MPLX LP 4.875% 06/01/25.....		09/29/2016	Various.....		609,678	615,000	609,287			391		391		609,678			0	14,991	06/01/2025	2FE.....

QE05 1

SCHEDULE D - PART 4

Show All Long-Term Bonds and Stock Sold, Redeemed or Otherwise Disposed of During the Current Quarter

1	2	3	4	5	6	7	8	9	10	Change in Book/Adjusted Carrying Value					16	17	18	19	20	21	22
										11	12	13	14	15							
CUSIP Identification	Description	Disposal Date	Name of Purchaser	Number of Shares of Stock	Consideration	Par Value	Actual Cost	Prior Year Book/Adjusted Carrying Value	Unrealized Valuation Increase/(Decrease)	Current Year's (Amortization)/Accretion	Current Year's Other-Than-Temporary Impairment Recognized	Total Change in B./A.C.V. (11+12-13)	Total Foreign Exchange Change in B./A.C.V.	Book/Adjusted Carrying Value at Disposal Date	Foreign Exchange Gain (Loss) on Disposal	Realized Gain (Loss) on Disposal	Total Gain (Loss) on Disposal	Bond Interest / Stock Dividends Received During Year	Stated Contractual Maturity Date	NAIC Designation or Market Indicator (a)	
59073@ AA 4	MESQUITE POWER LLC 4.640% 12/31/39.....	09/30/2016.	Redemption 100.0000.....		15,764	15,764	15,764	15,764				0		15,764		0	0	549	12/31/2039...	2FE.....	
61754J AF 5	MORGAN STANLEY CAPITAL I MSC_0 MSC 2007....	09/01/2016.	Paydown.....		41,461	41,461	45,145	42,345		(884)		(884)		41,461		0	0	1,746	06/01/2042....	1FM.....	
61765N AA 4	MSRR 201-R5 1A 0.723% 10/26/46.....	09/01/2016.	Paydown.....		337,161	337,161	317,142	319,925		17,236		17,236		337,161		0	0	1,419	10/26/2046....	1FE.....	
66988V AA 6	NOVASTAR HOME EQUITY LOAN NHEL 0.665%....	09/25/2016.	Paydown.....		23,997	23,997	18,402	18,461		5,536		5,536		23,997		0	0	96	06/25/2036....	1FM.....	
70959W AG 8	PENSKE AUTO GROUP INC 5.500% 05/15/26.....	07/08/2016.	BANK OF AMERICA N.A.....		350,718	376,000	376,000					0		376,000		(25,283)	(25,283)	2,745	05/15/2026....	4FE.....	
751150 AD 5	RESIDENTIAL ACCREDIT LOANS INC 1.373%....	09/01/2016.	Paydown.....		1,909	2,042	1,470	1,484		425		425		1,909		0	0	16	09/01/2046....	1FM.....	
75115H AB 2	RESIDENTIAL ACCREDIT LOANS INC 0.725%....	09/25/2016.	Paydown.....		22,704	28,701	21,131	21,358		1,346		1,346		22,704		0	0	121	12/26/2036....	1FM.....	
75281A AM 1	RANGE RESOURCES CORP RANGE RESOURCES COR	09/16/2016.	Tax Free Exchange.....		695,630	700,000	692,000	695,070		560		560		695,630		0	0	20,125	06/01/2021....	4FE.....	
779382 AR 1	ROWAN COMPANIES INC 4.750% 01/15/24.....	09/22/2016.	Various.....		795,680	967,000	972,222	971,461		(340)		(340)		971,121		(175,441)	(175,441)	52,861	01/15/2024....	3FE.....	
83416W AB 9	SOLAR STAR FUNDING LLC 3.950% 06/30/35.....	07/15/2016.	Redemption 100.0000.....		211	211	211	211				0		211		0	0	202	06/30/2035....	2AM.....	
86359D UT 2	LEHMAN XS TRUST LXS_05-5N 0.885% 11/25.....	09/25/2016.	Paydown.....		231	231	176	177		54		54		231		0	0	1	11/25/2035....	1FM.....	
86359L QM 4	STRUCTURED ASSET MORTGAGE INVE 2.673%....	09/01/2016.	Paydown.....		6,477	6,282	5,184	5,210		1,267		1,267		6,477		0	0	116	03/01/2046....	1FM.....	
86362X AP 3	STRUCTURED ASSET MORTGAGE INVE 0.705%....	09/26/2016.	Paydown.....		341	341	274	277		64		64		341		0	0	2	01/25/2037....	1FM.....	
86363D AA 9	STRUCTURED ASSET MORTGAGE INVE 0.675%....	09/25/2016.	Paydown.....		2,440	2,440	1,927	1,950		490		490		2,440		0	0	10	02/25/2037....	1FM.....	
89054X AA 3	TOPAZ SOLAR FARMS LLC 5.75% 9/30/2039.....	09/30/2016.	Redemption 100.0000.....		230,605	230,605	230,605	230,605				0		230,605		0	0	13,260	09/30/2039....	2FE.....	
90388@ AJ 0	ULTRA PETROLEUM CORP. Ultra Resources In.....	08/02/2016.	Various.....		2,572,250	3,000,000	2,130,000	3,000,000			870,000	(870,000)		2,130,000		442,250	442,250	67,650	10/12/2020....	6.....	
909287 AA 2	UAL PASS THROUGH TRUST SERIES UAL Corp C....	07/02/2016.	Redemption 100.0000.....		26,299	26,299	22,880	23,893		2,406		2,406		26,299		0	0	1,745	01/02/2024....	2FE.....	
913364 AD 7	UNITYMEDIA NRW GMBH 5.000% 01/15/25.....	09/16/2016.	JP MORGAN SECURITIES LTD LDN.....		289,680	284,000	284,000	284,000				0		284,000		5,680	5,680	16,803	01/15/2025....	3FE.....	
93364E AE 4	WAMU ASSET-BACKED CERTIFICATES 0.815%....	09/25/2016.	Paydown.....		333	333	223	225		108		108		333		0	0	2	05/25/2037....	1FM.....	
93364E AF 1	WAMU ASSET-BACKED CERTIFICATES 0.775%....	09/25/2016.	Paydown.....		597	597	424	424		173		173		597		0	0	3	05/25/2047....	1FM.....	
94987G AA 2	WELLS FARGO REREMIC TRUST WRFF WFRR 2011	09/01/2016.	Paydown.....		7,416	7,416	7,736	7,595		(179)		(179)		7,416		0	0	237	09/01/2047....	1FE.....	
96188# AA 6	WETT HOLDINGS LLC 4.310% 12/18/24.....	09/30/2016.	Redemption 100.0000.....		5,556	5,556	5,556	5,556				0		5,556		0	0	180	12/18/2024....	2FE.....	
97806* AG 7	WOLVERINE POWER SUPPLY COOP IN 3.830%....	09/10/2016.	Redemption 100.0000.....		25,000	25,000	25,000	25,000				0		25,000		0	0	958	09/10/2045....	1.....	
PP111F YI 4	PLENARY HEALTH NORTH BAY FINCO 5.182%....	09/13/2016.	Redemption 100.0000.....		6,242	6,242	6,956			(526)		(526)		6,429		(187)	(187)	84	03/13/2040....	2FE.....	
3899999.	Total Bonds - Industrial and Miscellaneous.....				13,527,504	14,248,279	13,234,376	11,636,215	0	81,229	870,000	(788,771)	0	13,328,359	(187)	199,331	199,144	503,026	XXX	XXX	
8399997.	Total Bonds - Part 4.....				25,815,563	26,264,487	25,376,296	13,699,147	0	32,797	870,000	(837,203)	0	25,419,057	(187)	396,692	396,505	587,298	XXX	XXX	
8399999.	Total Bonds.....				25,815,563	26,264,487	25,376,296	13,699,147	0	32,797	870,000	(837,203)	0	25,419,057	(187)	396,692	396,505	587,298	XXX	XXX	
9999999.	Total Bonds, Preferred and Common Stocks.....				25,815,563	XXX	25,376,296	13,699,147	0	32,797	870,000	(837,203)	0	25,419,057	(187)	396,692	396,505	587,298	XXX	XXX	

QE05.2

(a) For all common stock bearing the NAIC market indicator "U" provide: the number of such issues:.....0.

SCHEDULE DB - PART A - SECTION 1

Showing all Options, Caps, Floors, Collars, Swaps and Forwards Open as of Current Statement Date

1	2	3	4	5	6	7	8	9	10	11	12	13	14	15	16	17	18	19	20	21	22	23
Description	Description of Items(s) Hedged, Used for Income Generation or Replicated	Schedule / Exhibit Identifier	Type(s) of Risk(s) (a)	Exchange, Counterparty or Central Clearinghouse	Trade Date	Date of Maturity or Expiration	Number of Contracts	Notional Amount	Strike Price, Rate of Index Received (Paid)	Cumulative Prior Year(s) Initial Cost of Premium (Received) Paid	Current Year Initial Cost of Premium (Received) Paid	Current Year Income	Book/Adjusted Carrying Value	Code	Fair Value	Unrealized Valuation Increase (Decrease)	Total Foreign Exchange Change in B./A.C.V.	Current Year's (Amortization) / Accretion	Adjustment to Carrying Value of Hedged Items	Potential Exposure	Credit Quality of Reference Entity	Hedge Effectiveness at Inception and at Year-end (b)
Swaps - Hedging Effective - Foreign Exchange																						
Currency swap - Rec fixed USD [Pay fixed AUD]	Q7794#AF0 QPH FINANCE CO PTY LTD	D 1	Currency	National Australia Bank Limited	06/11/2014	08/14/2029		469,350	4.5550% [6.2800%]			(1,599)	86,725		86,948		(18,850)			8,422		100/100
Currency swap - Rec fixed USD [Pay fixed CAD]	PP1T1FYI4 PLENARY HEALTH NORTH BAY FINCO	D 1	Currency	Citibank N A	04/27/2016	03/13/2040		1,210,342	5.1050% [5.1820%]			297	47,566		54,343		47,566			29,315		100/100
Currency swap - Rec fixed USD [Pay fixed EUR]	X2145*AA4 ELENIA FINANCE OYJ	D 1	Currency	Citibank N A	07/25/2014	07/30/2034		2,688,200	5.1000% [3.6010%]			42,471	440,600		478,332		(75,000)			56,773		100/100
Currency swap - Rec fixed USD [Pay fixed EUR]	L2836*AA1 ERAC UK FINANCE LTD/ EHI INTER	D 1	Currency	Citibank N A	12/04/2014	02/03/2024		2,721,620	3.8150% [1.9660%]			41,145	249,260		247,133		(82,500)			36,888		100/100
Currency swap - Rec fixed USD [Pay fixed EUR]	L2836*AB9 ERAC UK FINANCE LTD/ EHI INTER	D 1	Currency	Citibank N A	12/04/2014	02/03/2027		8,300,941	4.0200% [2.2720%]			120,911	760,243		727,384		(251,625)			133,531		100/100
Currency swap - Rec fixed USD [Pay fixed EUR]	L4678SAB4 HANESBRANDS INC	D 1	Currency	Citibank N A	05/20/2016	06/15/2024		112,210	5.5975% [3.5000%]			763	(170)		(1,300)		(170)			1,558		100/100
Currency swap - Rec fixed USD [Pay fixed EUR]	L4678SAB4 HANESBRANDS INC	D 1	Currency	Citibank N A	05/20/2016	06/15/2024		224,420	5.5975% [3.5000%]			1,526	(340)		(2,601)		(340)			3,116		100/100
Currency swap - Rec fixed USD [Pay fixed GBP]	G9766#AB0 WORKSPACE GROUP PLC	D 1	Currency	Citibank N A	06/06/2013	07/01/2023		1,551,000	5.9850% [5.5300%]			15,064	252,000		273,833		174,900			20,153		100/100
Currency swap - Rec fixed USD [Pay fixed GBP]	G4378*AC3 HEATHROW AIRPORT	D 1	Currency	Citibank N A	04/15/2015	10/15/2035		11,362,890	3.7255% [2.9700%]			89,207	1,360,590		1,218,316		1,346,730			247,987		100/100
Currency swap - Rec fixed USD [Pay fixed GBP]	G8278*AA9 BRISTOL AIRPORT LTD	D 1	Currency	Citibank N A	04/24/2015	05/15/2030		1,332,740	4.2675% [3.6800%]			10,530	190,919		184,682		153,737			24,602		100/100
Currency swap - Rec fixed USD [Pay fixed GBP]	G2694NAG4 Debenhams PLC 5.25% 7/2021	D 1	Currency	Citibank N A	05/17/2016	07/15/2021		144,310	5.7270% [5.2500%]			510	14,410		13,992		14,410			1,579		100/100
Currency swap - Rec fixed USD [Pay fixed GBP]	G2694NAG4 Debenhams PLC 5.25% 7/2021	D 1	Currency	Citibank N A	05/18/2016	07/15/2021		145,800	5.7500% [5.2500%]			549	15,900		15,955		15,900			1,596		100/100
Currency swap - Rec fixed USD [Pay floating GBP]	G2956@AA9 ABP ACQUISITIONS UK LTD	D 1	Currency	Barclays Bank PLC	03/16/2012	04/25/2033		3,962,500	IBOR 6M+3.2810%			88,426	715,000		1,570,224		437,250			80,669		100/100
0879999. Total-Swaps-Hedging Effective-Foreign Exchange										0	0	409,800	4,132,704	XXX	4,867,240	0	1,762,009	0	0	646,190	XXX	XXX
0909999. Total-Swaps-Hedging Effective										0	0	409,800	4,132,704	XXX	4,867,240	0	1,762,009	0	0	646,190	XXX	XXX
Swaps - Hedging Other - Foreign Exchange																						
Currency swap - Rec fixed USD [Pay fixed GBP]	G6970*AD8 PEEL PORTS PP FINANCE LTD 6.550% 12/10/2037	D 1	Currency	Barclays Bank PLC	11/20/2012	12/10/2037		2,387,400	6.4750% [6.5500%]			13,846	337,349		337,349		34,955			262,350		0001
Currency swap - Rec fixed USD [Pay fixed GBP]	Mortgage Loan LN_0000510064	B	Currency	Citibank N A	12/02/2013	12/05/2033		5,228,800	7.0120% [6.4600%]			61,044	1,431,207		1,431,207		106,372			559,680		108,401
Currency swap - Rec fixed USD [Pay floating GBP]	G3225*AB2 Eversholt Rail 5.1% 12/2036	D 1	Currency	Deutsche Bank AG	12/12/2012	12/19/2036		6,446,800	IBOR 6M+2.3300%			118,476	2,430,061		2,430,061		940,864			699,600		144,992
0939999. Total-Swaps-Hedging Other-Foreign Exchange										0	0	193,366	4,198,617	XXX	4,198,617	1,082,191	1,521,630	0	0	308,365	XXX	XXX
0969999. Total-Swaps-Hedging Other										0	0	193,366	4,198,617	XXX	4,198,617	1,082,191	1,521,630	0	0	308,365	XXX	XXX
1179999. Total-Swaps-Foreign Exchange										0	0	603,166	8,331,321	XXX	9,065,857	1,082,191	3,283,639	0	0	954,555	XXX	XXX
1209999. Total-Swaps										0	0	603,166	8,331,321	XXX	9,065,857	1,082,191	3,283,639	0	0	954,555	XXX	XXX
1399999. Total-Hedging Effective										0	0	409,800	4,132,704	XXX	4,867,240	0	1,762,009	0	0	646,190	XXX	XXX
1409999. Total-Hedging Other										0	0	193,366	4,198,617	XXX	4,198,617	1,082,191	1,521,630	0	0	308,365	XXX	XXX
1449999. TOTAL										0	0	603,166	8,331,321	XXX	9,065,857	1,082,191	3,283,639	0	0	954,555	XXX	XXX

QE06

SCHEDULE DB - PART A - SECTION 1

Showing all Options, Caps, Floors, Collars, Swaps and Forwards Open as of Current Statement Date

1	2	3	4	5	6	7	8	9	10	11	12	13	14	15	16	17	18	19	20	21	22	23
Description	Description of Items(s) Hedged, Used for Income Generation or Replicated	Schedule / Exhibit Identifier	Type(s) of Risk(s) (a)	Exchange, Counterparty or Central Clearinghouse	Trade Date	Date of Maturity or Expiration	Number of Contracts	Notional Amount	Strike Price, Rate of Index Received (Paid)	Cumulative Prior Year(s) Initial Cost of Premium (Received) Paid	Current Year Initial Cost of Premium (Received) Paid	Current Year Income	Book/Adjusted Carrying Value	Code	Fair Value	Unrealized Valuation Increase (Decrease)	Total Foreign Exchange Change in B./A.C.V.	Current Year's (Amortization) / Accretion	Adjustment to Carrying Value of Hedged Items	Potential Exposure	Credit Quality of Reference Entity	Hedge Effectiveness at Inception and at Year-end (b)

(b)	Code	Financial or Economic Impact of the Hedge at the End of the Reporting Period
	0001	Hedges the currency risk of foreign currency denominated assets.

SCHEDULE DB - PART B - SECTION 1

Futures Contracts Open as of the Current Statement Date

1	2	3	4	5	6	7	8	9	10	11	12	13	14	Highly Effective Hedges			18	19	20	21	22
														15	16	17					
Ticker Symbol	Number of Contracts	Notional Amount	Description	Description of Item(s) Hedged, Used for Income Generation or Replicated	Schedule / Exhibit Identifier	Type(s) of Risk(s) (a)	Date of Maturity or Expiration	Exchange	Trade Date	Transaction Price	Reporting Date Price	Fair Value	Book/Adjusted Carrying Value	Cumulative Variation Margin	Deferred Variation Margin	Change in Variation Margin Gain (Loss) Used to Adjust Basis of Hedged Item	Cumulative Variation Margin for All Other Hedges	Change in Variation Margin Gain (Loss) Recognized in Current Year	Potential Exposure	Hedge Effectiveness at Inception and at Year-end (b)	Value of One (1) Point

NONE

QE07

SCHEDULE DB - PART D - SECTION 1
Counterparty Exposure for Derivative Instruments Open as of Current Statement Date

1 Description of Exchange, Counterparty or Central Clearinghouse	2 Master Agreement (Y or N)	3 Credit Support Annex (Y or N)	4 Fair Value of Acceptable Collateral	Book Adjusted Carrying Value			Fair Value			11 Potential Exposure	12 Off-Balance Sheet Exposure			
				5 Contracts with Book/Adjusted Carrying Value > 0	6 Contracts with Book/Adjusted Carrying Value < 0	7 Exposure Net of Collateral	8 Contracts with Fair Value > 0	9 Contracts with Fair Value < 0	10 Exposure Net of Collateral					
NAIC 1 Designation														
Barclays Bank PLC.....	G5GSEF7VJP5I7OUK5573...	Y.....	Y.....	1,934,101	1,052,349	0	1,907,572	0	135,642	0
Citibank N A.....	E57ODZWZ7FF32TWEFA76	Y.....	Y.....	4,750,000	4,762,696	(510)	12,186	4,645,176	(3,901)	0	665,500	665,500
Deutsche Bank AG.....	7LTWFZYICNSX8D621K86..	Y.....	Y.....	2,700,000	2,430,061	0	2,430,061	0	144,992	0
National Australia Bank Limited.....	F8SB4JFBSYQFRQEH3Z21.	Y.....	Y.....	86,725	86,725	86,948	86,948	8,422	8,422
0299999. Total NAIC 1 Designation.....				9,384,101	8,331,831	(510)	98,911	9,069,758	(3,901)	86,948	954,555	673,922
0999999. Gross Totals.....				9,384,101	8,331,831	(510)	98,911	9,069,758	(3,901)	86,948	954,555	673,922
1. Offset per SSAP No. 64.....														
2. Net after right of offset per SSAP No. 64.....					8,331,831	(510)							

QE08

SCHEDULE DB - PART D - SECTION 2

Collateral for Derivative Instruments Open as of Current Statement Date

1 Exchange, Counterparty or Central Clearinghouse	2 Type of Asset Pledged	3 CUSIP Identification	4 Description	5 Fair Value	6 Par Value	7 Book/Adjusted Carrying Value	8 Maturity Date	9 Type of Margin (I, V or IV)
Collateral Pledged to Reporting Entity								
Barclays Bank PLC.....	G5GSEF7VJP517OUK5573....	Treasury	912810 QP 6 UNITED STATES TREASURY	643,257	435,000	XXX	02/15/2041.V.....
Barclays Bank PLC.....	G5GSEF7VJP517OUK5573....	Treasury	912810 RA 8 UNITED STATES TREASURY	688,997	657,000	XXX	02/15/2043.V.....
Barclays Bank PLC.....	G5GSEF7VJP517OUK5573....	Treasury	912828 N2 2 UNITED STATES TREASURY	601,847	594,000	XXX	12/15/2018.V.....
Citibank N A.....	E57ODZWZ7FF32TWEFA76..	Cash.....	Cash.....	4,750,000	4,750,000	XXX	V.....
Deutsche Bank AG.....	7LTFWZYICNSX8D621K86....	Cash.....	Cash.....	2,700,000	2,700,000	XXX	V.....
0299999. Totals.....				9,384,101	9,136,000	XXX	XXX	XXX

QE09

Sch. DL - Pt. 1
NONE

Sch. DL - Pt. 2
NONE

Statement as of September 30, 2016 of the **First MetLife Investors Insurance Company**
SCHEDULE E - PART 1 - CASH

Month End Depository Balances

1 Depository	2 Code	3 Rate of Interest	4 Amount of Interest Received During Current Quarter	5 Amount of Interest Accrued at Current Statement Date	Book Balance at End of Each Month During Current Quarter			9 *
					6 First Month	7 Second Month	8 Third Month	
Open Depositories								
JPMorgan Chase Bank, NA..... New York, NY.....					9,447,690	9,706,938	1,476,027	XXX
Wells Fargo..... San Francisco, CA.....					323,709	323,709	326,444	XXX
US Bank..... St. Louis, MO.....					15,371	20,000	12,191	XXX
0199999. Total Open Depositories.....	XXX	XXX	0	0	9,786,770	10,050,646	1,814,663	XXX
0399999. Total Cash on Deposit.....	XXX	XXX	0	0	9,786,770	10,050,646	1,814,663	XXX
0599999. Total Cash.....	XXX	XXX	0	0	9,786,770	10,050,646	1,814,663	XXX

SCHEDULE E - PART 2 - CASH EQUIVALENTS

Show Investments Owned End of Current Quarter

1 Description	2 Code	3 Date Acquired	4 Rate of Interest	5 Maturity Date	6 Book/Adjusted Carrying Value	7 Amount of Interest Due & Accrued	8 Amount Received During Year
U.S. Government Bonds - Issuer Obligations							
UNITED STATES TREASURY		08/16/2016		11/10/2016	2,999,093		1,046
UNITED STATES TREASURY		09/30/2016		10/27/2016	3,999,434		292
UNITED STATES TREASURY		08/18/2016		11/17/2016	2,998,877		1,049
UNITED STATES TREASURY		09/19/2016		12/15/2016	1,998,919		175
0199999. U.S. Government Bonds - Issuer Obligations					11,996,323	.0	2,562
0599999. Total - U.S. Government Bonds					11,996,323	.0	2,562
Total Bonds							
7799999. Subtotals - Issuer Obligations					11,996,323	.0	2,562
8399999. Subtotals - Bonds					11,996,323	.0	2,562
8699999. Total - Cash Equivalents					11,996,323	.0	2,562

QE13