

**QUARTERLY STATEMENT**

OF THE

**FIRST METLIFE INVESTORS  
INSURANCE COMPANY**

OF THE STATE OF

**NEW YORK**

TO THE

INSURANCE DEPARTMENT

OF THE

STATE OF

FOR THE QUARTER  
ENDED JUNE 30, 2016

LIFE AND ACCIDENT AND HEALTH

**2016**



LIFE AND ACCIDENT AND HEALTH COMPANIES – ASSOCIATION EDITION

QUARTERLY STATEMENT

AS OF JUNE 30, 2016

OF THE CONDITION AND AFFAIRS OF THE

FIRST METLIFE INVESTORS INSURANCE COMPANY

NAIC Group Code 0241 (Current) 0241 (Prior) NAIC Company Code 60992 Employer's ID Number 13-3690700

Organized under the Laws of New York State of Domicile or Port of Entry New York
County of Domicile United States of America
Incorporated/Organized 12/31/1992 Commenced Business 03/12/1993
Statutory Home Office 200 Park Avenue New York, NY 10166-0188
Main Administrative Office 200 Park Avenue New York, NY 10166-0188
Mail Address 18210 Crane Nest Drive, 3rd Floor Tampa, FL 33647
Primary Location of Books and Records 200 Park Avenue New York, NY 10166-0188
Internet Web Site Address www.metlife.com
Statutory Statement Contact Richard Andrew Stevens 813-983-4100
rstevens@metlife.com 813-983-4404

OFFICERS

Chairman of the Board, President and Chief Executive Officer FRANK nmn CASSANDRA #
Vice President and Secretary TYLA LYNN REYNOLDS
Executive Vice President and Chief Accounting Officer PETER MARTIN CARLSON
Treasurer MARLENE BEVERLY DEBEL

OTHER

WHA-NING nmn DOO Vice President and Appointed Actuary
JAMES JOSEPH REILLY Chief Financial Officer
RICHARD ANDREW STEVENS Vice President

DIRECTORS OR TRUSTEES

NORSE NOVAR BLAZZARD FRANK nmn CASSANDRA # KUMAR nmn DAS GUPTA
ROBERT LANG DAVIDOW RICHARD ANDREW HEMMINGS STEPHEN MYLES KESSLER
LISA STELLA KUKLINSKI DINA ROSALIND LUMERMAN KIERAN ROLAND MULLINS
RICHARD CARL PEARSON THOMAS ANTHONY PRICE THOMAS JOHN SKELLY
ERIC THOMAS STEIGERWALT

State of New York
County of New York } SS

The officers of this reporting entity being duly sworn, each depose and say that they are the described officers of said reporting entity, and that on the reporting period stated above, all of the herein described assets were the absolute property of the said reporting entity, free and clear from any liens or claims thereon, except as herein stated, and that this statement, together with related exhibits, schedules and explanations therein contained, annexed or referred to, is a full and true statement of all the assets and liabilities and of the condition and affairs of the said reporting entity as of the reporting period stated above, and of its income and deductions there from for the period ended, and have been completed in accordance with the NAIC Quarterly Statement Instructions and Accounting Practices and Procedures manual except to the extent that; (1) state law may differ; or, (2) that state rules or regulations require differences in reporting not related to accounting practices and procedures, according to the best of their information, knowledge and belief, respectively. Furthermore, the scope of this attestation by the described officers also includes the related corresponding electronic filing with the NAIC, when required, that is an exact copy (except for formatting differences due to electronic filing) of the enclosed statement. The electronic filing may be requested by various regulators in lieu of or in addition to the enclosed statement.

PETER MARTIN CARLSON
Executive Vice President and Chief Accounting Officer

TYLA LYNN REYNOLDS
Vice President and Secretary

Subscribed and sworn to before me this

14 day of July, 2016.

Notary for Carlson & Reynolds

YESENIA POLANCO
Notary Public - State of New York
No. 01PO0295713
Qualified in New York County
My Commission Expires Jan. 06, 2019

- a. Is this an original filing? Yes [X] No [ ]
b. If no,
1. State the amendment number
2. Date filed
3. Number of pages attached

**ASSETS**

	Current Statement Date			4 December 31 Prior Year Net Admitted Assets
	1 Assets	2 Nonadmitted Assets	3 Net Admitted Assets (Cols. 1 - 2)	
1. Bonds.....	1,133,236,512		1,133,236,512	1,077,947,279
2. Stocks:				
2.1 Preferred stocks.....			0	
2.2 Common stocks.....			0	
3. Mortgage loans on real estate:				
3.1 First liens.....	138,673,558		138,673,558	133,976,602
3.2 Other than first liens.....	8,000,000		8,000,000	8,000,000
4. Real estate:				
4.1 Properties occupied by the company (less \$.....0 encumbrances).....			0	
4.2 Properties held for the production of income (less \$.....0 encumbrances).....			0	
4.3 Properties held for sale (less \$.....0 encumbrances).....			0	
5. Cash (\$.....2,347,169), cash equivalents (\$.....22,993,628) and short-term investments (\$.....11,984,103).....	37,324,900		37,324,900	22,359,948
6. Contract loans (including \$.....0 premium notes).....			0	
7. Derivatives.....	7,889,666		7,889,666	3,965,491
8. Other invested assets.....	6,095,357		6,095,357	0
9. Receivables for securities.....	28,156		28,156	28,156
10. Securities lending reinvested collateral assets.....			0	
11. Aggregate write-ins for invested assets.....	46,274	0	46,274	69,140
12. Subtotals, cash and invested assets (Lines 1 to 11).....	1,331,294,423	0	1,331,294,423	1,246,346,616
13. Title plants less \$.....0 charged off (for Title insurers only).....			0	
14. Investment income due and accrued.....	8,999,924		8,999,924	9,315,742
15. Premiums and considerations:				
15.1 Uncollected premiums and agents' balances in the course of collection.....	994,136	15,432	978,704	1,323,436
15.2 Deferred premiums, agents' balances and installments booked but deferred and not yet due (including \$.....0 earned but unbilled premiums).....	(7,902,739)		(7,902,739)	(6,143,091)
15.3 Accrued retrospective premiums (\$.....0) and contracts subject to redetermination (\$.....0).....			0	
16. Reinsurance:				
16.1 Amounts recoverable from reinsurers.....	11,262,156		11,262,156	11,227,403
16.2 Funds held by or deposited with reinsured companies.....			0	
16.3 Other amounts receivable under reinsurance contracts.....	11,062,108		11,062,108	35,449,206
17. Amounts receivable relating to uninsured plans.....			0	
18.1 Current federal and foreign income tax recoverable and interest thereon.....	423,815		423,815	1,682,226
18.2 Net deferred tax asset.....	85,647,418	83,108,770	2,538,648	2,548,415
19. Guaranty funds receivable or on deposit.....	3,018,238		3,018,238	4,119,864
20. Electronic data processing equipment and software.....	7,593,119	7,593,119	0	
21. Furniture and equipment, including health care delivery assets (\$.....0).....			0	
22. Net adjustment in assets and liabilities due to foreign exchange rates.....			0	
23. Receivables from parent, subsidiaries and affiliates.....	3,923,434		3,923,434	3,439,317
24. Health care (\$.....0) and other amounts receivable.....			0	
25. Aggregate write-ins for other than invested assets.....	13,566,292	784,068	12,782,224	13,789,150
26. Total assets excluding Separate Accounts, Segregated Accounts and Protected Cell Accounts (Lines 12 through 25).....	1,469,882,324	91,501,389	1,378,380,935	1,323,098,284
27. From Separate Accounts, Segregated Accounts and Protected Cell Accounts.....	4,752,836,403		4,752,836,403	4,792,139,901
28. Total (Lines 26 and 27).....	6,222,718,727	91,501,389	6,131,217,338	6,115,238,185

**DETAILS OF WRITE-INS**

1101. Deposits in connection with investments.....	46,274		46,274	69,140
1102.....			0	
1103.....			0	
1198. Summary of remaining write-ins for Line 11 from overflow page.....	0	0	0	0
1199. Totals (Lines 1101 thru 1103 plus 1198) (Line 11 above).....	46,274	0	46,274	69,140
2501. Advance ceded premiums.....	12,574,380		12,574,380	12,020,553
2502. Miscellaneous.....	504,049	296,205	207,844	1,768,597
2503. VODA.....	487,863	487,863	0	
2598. Summary of remaining write-ins for Line 25 from overflow page.....	0	0	0	0
2599. Totals (Lines 2501 thru 2503 plus 2598) (Line 25 above).....	13,566,292	784,068	12,782,224	13,789,150

**LIABILITIES, SURPLUS AND OTHER FUNDS**

	1 Current Statement Date	2 December 31 Prior Year
1. Aggregate reserve for life contracts \$.....868,859,250 less \$.....0 included in Line 6.3 (including \$.....0 Modco Reserve).....	868,859,250	834,912,020
2. Aggregate reserve for accident and health contracts (including \$.....0 Modco Reserve).....		
3. Liability for deposit-type contracts (including \$.....0 Modco Reserve).....	15,601,856	15,497,449
4. Contract claims:		
4.1 Life.....	1,017,973	486,796
4.2 Accident and health.....		
5. Policyholders' dividends \$.....0 and coupons \$.....0 due and unpaid.....		
6. Provision for policyholders' dividends and coupons payable in following calendar year - estimated amounts:		
6.1 Dividends apportioned for payment (including \$.....0 Modco).....		
6.2 Dividends not yet apportioned (including \$.....0 Modco).....		
6.3 Coupons and similar benefits (including \$.....0 Modco).....		
7. Amount provisionally held for deferred dividend policies not included in Line 6.....		
8. Premiums and annuity considerations for life and accident and health contracts received in advance less \$.....0 discount; including \$.....0 accident and health premiums.....	995,809	891,602
9. Contract liabilities not included elsewhere:		
9.1 Surrender values on canceled contracts.....		
9.2 Provision for experience rating refunds, including the liability of \$.....0 accident and health experience rating refunds of which \$.....0 is for medical loss ratio rebate per the Public Health Service Act.....		
9.3 Other amounts payable on reinsurance, including \$.....0 assumed and \$.....30,793,400 ceded.....	30,793,400	33,206,756
9.4 Interest Maintenance Reserve.....	70,306	1,277,493
10. Commissions to agents due or accrued - life and annuity contracts \$....4,211,584, accident and health \$.....0 and deposit-type contract funds \$.....0.....	4,211,584	4,188,515
11. Commissions and expense allowances payable on reinsurance assumed.....		
12. General expenses due or accrued.....	638,779	681,544
13. Transfers to Separate Accounts due or accrued (net) (including \$....(58,618,859) accrued for expense allowances recognized in reserves, net of reinsured allowances).....	(58,621,646)	(66,255,431)
14. Taxes, licenses and fees due or accrued, excluding federal income taxes.....	594,260	588,262
15.1 Current federal and foreign income taxes, including \$.....0 on realized capital gains (losses).....		
15.2 Net deferred tax liability.....		
16. Unearned investment income.....	1,207	712
17. Amounts withheld or retained by company as agent or trustee.....	6,931	112,625
18. Amounts held for agents' account, including \$.....0 agents' credit balances.....		
19. Remittances and items not allocated.....	1,602,244	70,461
20. Net adjustment in assets and liabilities due to foreign exchange rates.....		
21. Liability for benefits for employees and agents if not included above.....		
22. Borrowed money \$.....0 and interest thereon \$.....0.....		
23. Dividends to stockholders declared and unpaid.....		
24. Miscellaneous liabilities:		
24.01 Asset valuation reserve.....	8,484,445	7,173,434
24.02 Reinsurance in unauthorized and certified (\$.....0) companies.....	181,739	189,501
24.03 Funds held under reinsurance treaties with unauthorized and certified (\$.....0) reinsurers.....	167,632,223	162,391,647
24.04 Payable to parent, subsidiaries and affiliates.....	1,585,731	1,194,844
24.05 Drafts outstanding.....		
24.06 Liability for amounts held under uninsured plans.....		
24.07 Funds held under coinsurance.....		
24.08 Derivatives.....		
24.09 Payable for securities.....	445,641	0
24.10 Payable for securities lending.....		
24.11 Capital notes \$.....0 and interest thereon \$.....0.....		
25. Aggregate write-ins for liabilities.....	11,425,579	5,815,353
26. Total liabilities excluding Separate Accounts business (Lines 1 to 25).....	1,055,527,311	1,002,423,583
27. From Separate Accounts statement.....	4,752,836,403	4,792,139,901
28. Total liabilities (Lines 26 and 27).....	5,808,363,714	5,794,563,484
29. Common capital stock.....	2,000,000	2,000,000
30. Preferred capital stock.....		
31. Aggregate write-ins for other-than-special surplus funds.....	0	0
32. Surplus notes.....		
33. Gross paid in and contributed surplus.....	320,327,949	320,327,949
34. Aggregate write-ins for special surplus funds.....	0	0
35. Unassigned funds (surplus).....	525,675	(1,653,248)
36. Less treasury stock, at cost:		
36.1 .....0.000 shares common (value included in Line 29 \$.....0).....		
36.2 .....0.000 shares preferred (value included in Line 30 \$.....0).....		
37. Surplus (Total Lines 31 + 32 + 33 + 34 + 35 - 36) (including \$.....0 in Separate Accounts Statement).....	320,853,624	318,674,701
38. Totals of Lines 29, 30 and 37.....	322,853,624	320,674,701
39. Totals of Lines 28 and 38 (Page 2, Line 28, Col. 3).....	6,131,217,338	6,115,238,185

**DETAILS OF WRITE-INS**

2501. Cash collateral on derivatives.....	8,600,000	3,300,000
2502. Miscellaneous.....	2,825,579	2,515,353
2503. ....		
2598. Summary of remaining write-ins for Line 25 from overflow page.....	0	0
2599. Totals (Lines 2501 thru 2503 plus 2598) (Line 25 above).....	11,425,579	5,815,353
3101. ....		
3102. ....		
3103. ....		
3198. Summary of remaining write-ins for Line 31 from overflow page.....	0	0
3199. Totals (Lines 3101 thru 3103 plus 3198) (Line 31 above).....	0	0
3401. ....		
3402. ....		
3403. ....		
3498. Summary of remaining write-ins for Line 34 from overflow page.....	0	0
3499. Totals (Lines 3401 thru 3403 plus 3498) (Line 34 above).....	0	0

**SUMMARY OF OPERATIONS**

	1 Current Year to Date	2 Prior Year to Date	3 Prior Year Ended December 31
1. Premiums and annuity considerations for life and accident and health contracts.....	24,241,368	22,191,838	53,866,064
2. Considerations for supplementary contracts with life contingencies.....	2,989,639	3,119,009	3,946,920
3. Net investment income.....	26,850,863	26,905,814	53,250,182
4. Amortization of Interest Maintenance Reserve (IMR).....	78,086	104,932	245,383
5. Separate Accounts net gain from operations excluding unrealized gains or losses.....			
6. Commissions and expense allowances on reinsurance ceded.....	10,024,308	7,890,634	18,462,791
7. Reserve adjustments on reinsurance ceded.....	(135,597,812)	(140,331,287)	(265,949,338)
8. Miscellaneous Income:			
8.1 Income from fees associated with investment management, administration and contract guarantees from Separate Accounts.....	57,717,624	61,940,573	122,559,365
8.2 Charges and fees for deposit-type contracts.....	5,670	87,686	178,218
8.3 Aggregate write-ins for miscellaneous income.....	13,766,018	14,825,573	31,072,376
9. Totals (Lines 1 to 8.3).....	75,764	(3,265,228)	17,631,961
10. Death benefits.....	2,517,966	1,964,205	3,768,052
11. Matured endowments (excluding guaranteed annual pure endowments).....			
12. Annuity benefits.....	15,718,831	14,021,415	29,102,644
13. Disability benefits and benefits under accident and health contracts.....	1,529	1,097	2,520
14. Coupons, guaranteed annual pure endowments and similar benefits.....			
15. Surrender benefits and withdrawals for life contracts.....	21,112,352	21,772,756	40,618,590
16. Group conversions.....			
17. Interest and adjustments on contract or deposit-type contract funds.....	381,454	(229,192)	107,011
18. Payments on supplementary contracts with life contingencies.....	610,807	511,817	1,178,136
19. Increase in aggregate reserves for life and accident and health contracts.....	33,947,230	37,127,787	73,622,670
20. Totals (Lines 10 to 19).....	74,290,169	75,169,885	148,399,623
21. Commissions on premiums, annuity considerations and deposit-type contract funds (direct business only).....	15,297,407	17,763,614	33,587,400
22. Commissions and expense allowances on reinsurance assumed.....			
23. General insurance expenses.....	17,562,715	17,887,150	36,453,808
24. Insurance taxes, licenses and fees, excluding federal income taxes.....	1,589,094	1,577,326	3,851,486
25. Increase in loading on deferred and uncollected premiums.....	(33,090)	(13,402)	24,714
26. Net transfers to or (from) Separate Accounts net of reinsurance.....	(119,049,025)	(120,531,985)	(225,949,551)
27. Aggregate write-ins for deductions.....	3,714,131	5,298,428	10,053,234
28. Totals (Lines 20 to 27).....	(6,628,599)	(2,848,984)	6,420,714
29. Net gain from operations before dividends to policyholders and federal income taxes (Line 9 minus Line 28).....	6,704,363	(416,244)	11,211,247
30. Dividends to policyholders.....			
31. Net gain from operations after dividends to policyholders and before federal income taxes (Line 29 minus Line 30).....	6,704,363	(416,244)	11,211,247
32. Federal and foreign income taxes incurred (excluding tax on capital gains).....	1,852,887	(6,321,402)	(5,738,283)
33. Net gain from operations after dividends to policyholders and federal income taxes and before realized capital gains or (losses) (Line 31 minus Line 32).....	4,851,476	5,905,158	16,949,530
34. Net realized capital gains (losses) (excluding gains (losses) transferred to the IMR) less capital gains tax of \$....13,501 (excluding taxes of \$....(607,977) transferred to the IMR).....	(844,927)	60,266	244,392
35. Net income (Line 33 plus Line 34).....	4,006,549	5,965,424	17,193,922
<b>CAPITAL AND SURPLUS ACCOUNT</b>			
36. Capital and surplus, December 31, prior year.....	320,674,701	297,447,214	297,447,214
37. Net income (Line 35).....	4,006,549	5,965,424	17,193,922
38. Change in net unrealized capital gains (losses) less capital gains tax of \$....452,882.....	840,031	286,740	620,871
39. Change in net unrealized foreign exchange capital gain (loss).....	1,031	(1,094,564)	(355,093)
40. Change in net deferred income tax.....	2,243,021	557,806	(2,814,137)
41. Change in nonadmitted assets.....	18,353	482,850	8,290,632
42. Change in liability for reinsurance in unauthorized and certified companies.....	7,762	(23,755)	(48,005)
43. Change in reserve on account of change in valuation basis, (increase) or decrease.....	0	0	361,602
44. Change in asset valuation reserve.....	(1,311,011)	(488,239)	(2,506,517)
45. Change in treasury stock.....			
46. Surplus (contributed to) withdrawn from Separate Accounts during period.....			
47. Other changes in surplus in Separate Accounts Statement.....			
48. Change in surplus notes.....			
49. Cumulative effect of changes in accounting principles.....			
50. Capital changes:			
50.1 Paid in.....			
50.2 Transferred from surplus (Stock Dividend).....			
50.3 Transferred to surplus.....			
51. Surplus adjustment:			
51.1 Paid in.....			
51.2 Transferred to capital (Stock Dividend).....			
51.3 Transferred from capital.....			
51.4 Change in surplus as a result of reinsurance.....	(3,626,813)	(3,626,813)	(7,253,625)
52. Dividends to stockholders.....			
53. Aggregate write-ins for gains and losses in surplus.....	0	8,565,198	9,737,837
54. Net change in capital and surplus (Lines 37 through 53).....	2,178,923	10,624,647	23,227,487
55. Capital and surplus as of statement date (Lines 36 + 54).....	322,853,624	308,071,861	320,674,701

**DETAILS OF WRITE-INS**

08.301. Management and service fee income.....	11,838,507	12,518,550	25,664,280
08.302. Miscellaneous.....	1,927,511	2,307,023	5,408,096
08.303. ....			
08.398. Summary of remaining write-ins for Line 8.3 from overflow page.....	0	0	0
08.399. Totals (Lines 08.301 thru 08.303 plus 08.398) (Line 8.3 above).....	13,766,018	14,825,573	31,072,376
2701. Interest credited to reinsurer.....	2,738,405	4,322,702	8,101,781
2702. VODA amortization expense.....	975,726	975,726	1,951,453
2703. ....			
2798. Summary of remaining write-ins for Line 27 from overflow page.....	0	0	0
2799. Totals (Lines 2701 thru 2703 plus 2798) (Line 27 above).....	3,714,131	5,298,428	10,053,234
5301. Prior period adjustment.....	0	8,565,198	9,737,837
5302. ....			
5303. ....			
5398. Summary of remaining write-ins for Line 53 from overflow page.....	0	0	0
5399. Totals (Lines 5301 thru 5303 plus 5398) (Line 53 above).....	0	8,565,198	9,737,837

**CASH FLOW**

	1 Current Year to Date	2 Prior Year To Date	3 Prior Year Ended December 31
<b>CASH FROM OPERATIONS</b>			
1. Premiums collected net of reinsurance.....	26,576,522	48,134,602	78,077,392
2. Net investment income.....	25,951,956	25,063,093	50,257,721
3. Miscellaneous income.....	101,838,336	85,585,462	148,603,984
4. Total (Lines 1 through 3).....	154,366,814	158,783,157	276,939,097
5. Benefit and loss related payments.....	175,550,478	183,996,363	341,761,084
6. Net transfers to Separate Accounts, Segregated Accounts and Protected Cell Accounts.....	(126,682,810)	(131,832,565)	(249,160,433)
7. Commissions, expenses paid and aggregate write-ins for deductions.....	35,048,331	39,702,631	81,587,756
8. Dividends paid to policyholders.....	0	(860)	(860)
9. Federal and foreign income taxes paid (recovered) net of \$.....0 tax on capital gains (losses).....	0	71,387,971	75,204,157
10. Total (Lines 5 through 9).....	83,915,999	163,253,540	249,391,704
11. Net cash from operations (Line 4 minus Line 10).....	70,450,815	(4,470,383)	27,547,393
<b>CASH FROM INVESTMENTS</b>			
12. Proceeds from investments sold, matured or repaid:			
12.1 Bonds.....	66,018,215	225,726,312	377,049,236
12.2 Stocks.....	183,297	0	0
12.3 Mortgage loans.....	950,336	9,699,517	17,336,509
12.4 Real estate.....			
12.5 Other invested assets.....	0	0	19,999,999
12.6 Net gains or (losses) on cash, cash equivalents and short-term investments.....	112,721	900,828	393,219
12.7 Miscellaneous proceeds.....	5,710,709	5,523,612	3,152,972
12.8 Total investment proceeds (Lines 12.1 to 12.7).....	72,975,278	241,850,269	417,931,935
13. Cost of investments acquired (long-term only):			
13.1 Bonds.....	131,169,528	198,631,425	384,930,553
13.2 Stocks.....			
13.3 Mortgage loans.....	6,102,299	32,034,700	59,014,237
13.4 Real estate.....			
13.5 Other invested assets.....			
13.6 Miscellaneous applications.....	0	1,683,584	(151,556)
13.7 Total investments acquired (Lines 13.1 to 13.6).....	137,271,827	232,349,709	443,793,234
14. Net increase or (decrease) in contract loans and premium notes.....			
15. Net cash from investments (Line 12.8 minus Line 13.7 and Line 14).....	(64,296,549)	9,500,560	(25,861,299)
<b>CASH FROM FINANCING AND MISCELLANEOUS SOURCES</b>			
16. Cash provided (applied):			
16.1 Surplus notes, capital notes.....			
16.2 Capital and paid in surplus, less treasury stock.....			
16.3 Borrowed funds.....			
16.4 Net deposits on deposit-type contracts and other insurance liabilities.....	104,407	(240,439)	220,725
16.5 Dividends to stockholders.....			
16.6 Other cash provided (applied).....	8,706,279	(4,170,569)	1,328,921
17. Net cash from financing and miscellaneous sources (Lines 16.1 through 16.4 minus Line 16.5 plus Line 16.6).....	8,810,686	(4,411,008)	1,549,646
<b>RECONCILIATION OF CASH, CASH EQUIVALENTS AND SHORT-TERM INVESTMENTS</b>			
18. Net change in cash, cash equivalents and short-term investments (Line 11 plus Line 15 plus Line 17).....	14,964,952	619,169	3,235,740
19. Cash, cash equivalents and short-term investments:			
19.1 Beginning of year.....	22,359,948	19,124,208	19,124,208
19.2 End of period (Line 18 plus Line 19.1).....	37,324,900	19,743,377	22,359,948

Note: Supplemental disclosures of cash flow information for non-cash transactions:

20.0001	Security exchanges.....	10,267,164	0	35,220,241
20.0002	Transfer of assets from bonds to other invested assets.....	6,097,008	0	0
20.0003	Mortgage loan refinancing.....	2,840,625	0	0
20.0004	Capitalized interest on bonds.....	376,488	151,075	418,967
20.0005	Bonds sold in exchange for common stock.....	177,450	0	0
20.0006	Transfer of assets from other invested assets to mortgages.....	0	0	13,750,000

## EXHIBIT 1

### DIRECT PREMIUMS AND DEPOSIT-TYPE CONTRACTS

	1 Current Year To Date	2 Prior Year To Date	3 Prior Year Ended December 31
1. Industrial life.....			
2. Ordinary life insurance.....	44,047,269	46,502,386	92,474,857
3. Ordinary individual annuities.....	57,788,061	62,827,521	131,633,412
4. Credit life (group and individual).....			
5. Group life insurance.....			
6. Group annuities.....			
7. A&H - group.....			
8. A&H - credit (group and individual).....			
9. A&H - other.....			
10. Aggregate of all other lines of business.....	0	0	0
11. Subtotal.....	101,835,330	109,329,907	224,108,269
12. Deposit-type contracts.....	170,000	418,230	525,230
13. Total.....	102,005,330	109,748,137	224,633,499

#### DETAILS OF WRITE-INS

1001. ....			
1002. ....			
1003. ....			
1098. Summary of remaining write-ins for Line 10 from overflow page.....	0	0	0
1099. Total (Lines 1001 thru 1003 plus 1098) (Line 10 above).....	0	0	0

**NOTES TO THE FINANCIAL STATEMENTS****1. Summary of Significant Accounting Policies****A. Accounting Practices**

First MetLife Investors Insurance Company (the “Company”) presents the accompanying financial statements on the basis of accounting practices prescribed or permitted (“NY SAP”) by the State of New York (“New York”) Department of Financial Services (the “Department” or “NYDFS”).

The Department recognizes only the statutory accounting practices prescribed or permitted by New York in determining and reporting the financial condition and results of operations of an insurance company, in determining its solvency under the New York Insurance Law. In 2001, the National Association of Insurance Commissioners (“NAIC”) *Accounting Practices and Procedures Manual* (“NAIC SAP”) was adopted as a component of NY SAP.

New York has adopted certain prescribed accounting practices that differ from those found in NAIC SAP, some of which affect the financial statements of the Company. A reconciliation of the Company’s net income and capital and surplus between NY SAP and NAIC SAP is as follows:

	<b>State of Domicile</b>	<b>For the Six Months Ended June 30, 2016</b>	<b>For the Year Ended December 31, 2015</b>
Net income, NY SAP	NY	\$ 4,006,549	\$ 17,193,922
State prescribed practices:			
Deferred annuities using continuous Commissioners’ Annuity Reserve Valuation Method (“CARVM”)	NY	(600,000)	(6,900,000)
Actuarial Guidelines XXXVIII/Reg 147 reserves	NY	(12,311)	—
NYDFS Circular Letter No. 11 (2010) impact on deferred premiums	NY	2,368,492	10,124,718
NYDFS Seventh Amendment to Regulation No. 172 impact on admitted unearned reinsurance premium	NY	(553,827)	(1,660,943)
State permitted practices: NONE	NY	—	—
Net income, NAIC SAP	NY	<u>\$ 5,208,903</u>	<u>\$ 18,757,697</u>
		<b>June 30, 2016</b>	<b>December 31, 2015</b>
Statutory capital and surplus, NY SAP	NY	\$ 322,853,624	\$ 320,674,701
State prescribed practices:			
Deferred annuities using continuous CARVM	NY	35,900,000	36,500,000
Actuarial Guidelines XXXVIII/Reg 147 reserves	NY	(12,311)	—
NYDFS Circular Letter No. 11 (2010) impact on deferred premiums	NY	24,787,395	22,418,903
NYDFS Seventh Amendment to Regulation No. 172 impact on admitted unearned reinsurance premium	NY	(12,574,380)	(12,020,553)
State permitted practices: NONE	NY	—	—
Statutory capital and surplus, NAIC SAP	NY	<u>\$ 370,954,328</u>	<u>\$ 367,573,051</u>

**B. No significant change.****C. Accounting Policy**

(1-5) No significant change.

- (6) Mortgage-backed bonds, included in bonds, are generally stated at amortized cost using the scientific method unless they have a NAIC rating designation of 6, which are stated at the lower of amortized cost or fair value. Amortization of the discount or premium from the purchase of these securities considers the estimated timing and amount of prepayments of the underlying mortgage loans. Actual prepayment experience is periodically reviewed and effective yields are recalculated when differences arise between the prepayments originally anticipated and the actual prepayments received and currently anticipated. For credit-sensitive mortgage-backed and asset-backed bonds and certain prepayment-sensitive bonds (e.g., interest-only securities), the effective yield is recalculated on a prospective basis. For all other mortgage-backed and asset-backed bonds, the effective yield is recalculated on a retrospective basis.

For certain residential mortgage-backed securities (“RMBS”) and commercial mortgage-backed securities (“CMBS”), both an initial and final NAIC designation is determined on a security-by-security basis based on a range of values published by the NAIC. The initial designation is used to determine the carrying value of the RMBS or CMBS. RMBS and CMBS with initial designations of 1 to 5 are stated at amortized cost, while RMBS and CMBS with initial designations of 6 are stated at the lower of amortized cost or fair value. The final designation calculation compares this carrying value with a range of values, resulting in a final NAIC designation reported herein, which is used for all other accounting and reporting purposes.



**NOTES TO THE FINANCIAL STATEMENTS**

For loan-backed securities, including asset-backed securities (“ABS”), which are not modeled, the NAIC relies on the second lowest NAIC Credit Rating Provider (“CRP”) rating to determine the initial NAIC designation. The second lowest CRP rating is used to determine the carrying value of the security, which is based on the NAIC’s estimate of expected losses, using an NAIC published formula. The carrying value of the security determines its final NAIC designation, which is used for reporting in the Annual Statement and in risk-based capital (“RBC”) calculations. This revised methodology does not apply to NAIC 1 and NAIC 6 securities which are rated at the second lowest CRP designation.

(7-13) No significant change.

**2. Accounting Changes and Corrections of Errors**

No significant change.

**3. Business Combinations and Goodwill**

No significant change.

**4. Discontinued Operations**

No significant change.

**5. Investments**

A. Mortgage Loans, including Mezzanine Real Estate Loans

(1) The maximum and minimum interest rates for mortgage loans funded during the six months ended June 30, 2016 were:

	<u>Maximum</u>	<u>Minimum</u>
Farm loans	N/A	N/A
Commercial loans	4.06%	3.75%

(2) Generally, the Company, as the lender, only loans up to 75% of the purchase price of the underlying real estate. From time to time, the Company may originate loans in excess of 75% of the purchase price of the underlying real estate, if underwriting risk is sufficiently within Company standards.

The maximum percentage of any one loan to the value of the underlying real estate at the time of the origination and originated during the six months ended June 30, 2016 was: 61.5%

(3-8) No significant change.

B-C. No significant change.

D. Loan-backed Securities

(1) Prepayment assumptions were obtained from published broker dealer values and internal estimates.

(2) a. The Company did not recognize any other-than-temporary impairments (“OTTI”) on the basis of the intent to sell during the six months ended June 30, 2016.

b. The Company did not recognize any OTTI on the basis of the inability or lack of intent to retain the investment in the security for a period of time sufficient to recover the amortized cost basis during the six months ended June 30, 2016.

c. Impairments where the present value of cash flows expected to be collected is less than the amortized cost basis of the security are shown in Note 5D(3).

(3) As of June 30, 2016, the Company has not recognized any OTTI on its loan-backed securities based on cash flow analysis.

**NOTES TO THE FINANCIAL STATEMENTS**

(4) At June 30, 2016, the estimated fair value and gross unrealized losses for loan-backed securities, aggregated by length of time the securities have been in a continuous loss position were as follows:

a. The aggregate amount of unrealized losses:		
1. Less than 12 Months	\$	268,202
2. 12 Months or Longer	\$	295,227
b. The aggregate related fair value of securities with unrealized losses:		
1. Less than 12 Months	\$	13,309,237
2. 12 Months or Longer	\$	7,089,413

(5) The Company performs a regular evaluation, on a security-by-security basis, of its securities holdings in accordance with its OTTI policy in order to evaluate whether such investments are other than temporarily impaired. Management considers a wide range of factors about the security issuer and uses its best judgment in evaluating the cause of the decline in the estimated fair value of the security and in assessing the prospects for near-term recovery. Factors considered include fundamentals of the industry and geographic area in which the security issuer operates, as well as overall macroeconomic conditions. Projected future cash flows are estimated using assumptions derived from management's best estimates of likely scenario-based outcomes after giving consideration to a variety of variables that include, but are not limited to: (i) general payment terms of the security; (ii) the likelihood that the issuer can service the scheduled interest and principal payments; (iii) the quality and amount of any credit enhancements; (iv) the security's position within the capital structure of the issuer; (v) possible corporate restructurings or asset sales by the issuer; and (vi) changes to the rating of the security or the issuer by rating agencies. Additional considerations are made when assessing the unique features that apply to certain loan-backed securities including, but are not limited to: (i) the quality of underlying collateral; (ii) expected prepayment speeds; (iii) current and forecasted loss severity; (iv) consideration of the payment terms of the underlying assets backing the security; and (v) the payment priority within the tranche structure of the security. For loan-backed securities in an unrealized loss position as summarized in the immediately preceding table, the Company does not have the intent to sell the securities, believes it has the intent and ability to retain the security for a period of time sufficient to recover the carrying value of the security and based on the cash flow modeling and other considerations as described above, believes these securities are not other than temporarily impaired.

E. Repurchase Agreements and/or Securities Lending Transactions

(1) No significant change.

(2) The Company did not have any pledged assets as collateral for repurchase agreements, securities lending transactions or dollar repurchase agreements as of June 30, 2016.

(3) The Company did not receive any collateral as of June 30, 2016.

(4-7) No significant change.

F-H. No significant change.

I. Working Capital Finance Investments

The Company had no working capital finance investments during the six months ended June 30, 2016.

J. Offsetting and Netting of Assets and Liabilities

The Company had no assets and liabilities which are offset and reported net in accordance with a valid right to offset.

K. Structured Notes

A structured note is a direct debt issuance by a corporation, municipality, or government entity, ranking pari-passu with the issuer's other debt issuances of equal seniority where either: 1) the coupon and/or principal payments are linked, in whole or in part, to prices or payment streams from an index or indices, or assets deriving their value from other than the issuer's credit quality, or 2) the coupon and/or principal payments are leveraged by a formula that is different from either a fixed coupon, or a non-leveraged floating rate coupon linked to an interest rate index, including but not limited to London Interbank Offered Rate ("LIBOR") or the prime rate. Information regarding structured notes as of June 30, 2016 was as follows:

CUSIP	Actual Cost	Fair Value	Book Adjusted Carrying Value	Mortgage Referenced Security (YES/NO)
03938LAU8	\$ 521,875	\$ 510,625	\$ 514,104	NO
044209AF1	1,000,000	990,000	1,000,000	NO
37957TAJ0	1,082,500	1,015,000	1,032,496	NO
785592AE6	518,050	522,600	518,591	NO
Total	\$ 3,122,425	\$ 3,038,225	\$ 3,065,191	

**NOTES TO THE FINANCIAL STATEMENTS****6. Joint Ventures, Partnerships and Limited Liability Companies**

No significant change.

**7. Investment Income**

A. Due and accrued income is excluded from surplus on the following bases:

All investment income due and accrued with amounts over 90 days past due are nonadmitted with the exception of mortgage loan investment income which is nonadmitted after 180 days, or if the underlying loan is in the process of foreclosure.

B. The total amount excluded: None.

**8. Derivative Instruments**

As of June 30, 2016, there were no significant changes in the Company's derivative policy or investments other than those described below.

**Credit Risk**

The Company enters into various collateral arrangements, which may require both the pledging and accepting of collateral in connection with its derivatives.

The table below summarizes the collateral received in connection with its over-the-counter ("OTC") derivatives at:

	Cash <sup>(1)</sup>		Securities <sup>(2)</sup>		Total	
	June 30, 2016	December 31, 2015	June 30, 2016	December 31, 2015	June 30, 2016	December 31, 2015
<b>Variation Margin:</b>						
OTC Derivatives	\$ 8,600,000	\$ 3,300,000	\$ 1,910,499	\$ 560,272	\$ 10,510,499	\$ 3,860,272

(1) Cash collateral received is reported in cash, cash equivalents and short-term investments and the obligation to return to the collateral is reported in aggregate write-ins for liabilities as cash collateral on derivatives.

(2) Securities collateral received is held in separate custodial accounts and is not reflected in the financial statements. These amounts are also reported at its estimated fair value in Note 16 because the securities are held off-balance sheet.

**9. Income Taxes**

A-C. No significant change.

D. The provision for Federal and foreign income taxes incurred is different from that which would be obtained by applying the statutory Federal income tax rate to net gain (loss) from operations after dividends to policyholders and before Federal income tax. The significant items causing the difference were as follows:

	<b>June 30, 2016</b>
Net gain (loss) from operations after dividends to policyholders and before Federal income tax @ 35%	\$ 2,346,527
Net realized capital gains (losses) @ 35%	(898,976)
Tax effect of:	
Change in nonadmitted assets	636,391
Prior year adjustments and accruals	42,973
Meals and entertainment	255
Other	1
Interest maintenance reserve	(27,330)
Tax credits	(289,998)
Separate Account dividend received deduction	(2,794,453)
Total statutory income taxes (benefit)	<u>\$ (984,610)</u>
Federal and foreign income taxes incurred including tax on realized capital gains	\$ 1,258,411
Change in net DTA	(2,243,021)
Total statutory income taxes (benefit)	<u>\$ (984,610)</u>

E-F. No significant change.

G. As of June 30, 2016, the Company had a liability for unrecognized tax benefits of \$604,316. An estimate of the amount of any increase in the Company's liability for unrecognized tax benefits during the six month period ending June 30, 2016 cannot be made.

**NOTES TO THE FINANCIAL STATEMENTS****10. Information Concerning Parents, Subsidiaries, Affiliates and Other Related Parties**

A-C. No significant change.

D. The Company had \$3,923,434 receivable and \$1,585,731 payable with affiliates as of June 30, 2016. The Company had \$3,439,317 receivable and \$1,194,844 payable with affiliates as of December 31, 2015. Amounts receivable and payable are expected to be settled within 90 days.

E-N. No significant change.

**11. Debt**

A. No significant change.

B. The Company has not issued any debt to the Federal Home Loan Bank.

**12. Retirement Plans, Deferred Compensation, Postemployment Benefits and Compensated Absences and Other Postretirement Benefit Plans**

As of June 30, 2016, the Company did not sponsor any retirement plans, deferred compensation plans, postemployment benefit plans or other postretirement plans.

**13. Capital Surplus, Shareholder's Dividend Restrictions and Quasi Reorganizations**

(1-9) No significant change.

(10) The portion of unassigned funds (surplus) represented by cumulative unrealized gains (losses) was \$1,203,623 at June 30, 2016.

(11-13) No significant change.

**14. Contingencies**

A. No significant change.

B. Assessments

As of June 30, 2016, the Company had a \$400,000 liability for retrospective premium-based guaranty fund assessments and a \$3,018,238 asset for the related premium tax offset. As of December 31, 2015, the Company had a \$400,000 liability for retrospective premium-based guaranty fund assessments and a \$4,119,864 asset for the related premium tax offset. The total estimated guaranty assessment liability for Executive Life of New York was paid during 2013 and 2014. The related premium tax offsets began to be realized in 2015 and will continue to be extended over a number of years.

The change in the guaranty asset balance summarized below reflects estimated 2016 premium tax offsets accrued and revised estimated premium tax offsets for accrued liabilities.

<b>Assets Recognized from Paid and Accrued Premium Tax Offsets</b>	
a. Balance as of December 31, 2015	\$ 4,119,864
b. Decreases current year:	
Premium tax offset applied	888,932
Est. premium tax offset	212,694
c. Increases current year:	—
d. Balance as of June 30, 2016	<u>\$ 3,018,238</u>

C-E. No significant change.

F. All Other Contingencies

Uncollectible Premium Receivables

The Company had admitted assets of \$978,704 and \$1,323,436 at June 30, 2016 and December 31, 2015, respectively, in uncollected premiums and agents' balances in the course of collection. The Company routinely assesses the ability to collect these receivables. Based upon Company experience, the amount of premiums and other accounts receivable that may become uncollectible and result in a potential loss is not material to the Company's financial condition.

Litigation

*Sales Practice Claims and Regulatory Matters.* The Company and certain of its affiliates have faced numerous claims, including class action lawsuits, alleging improper marketing or sales of individual life insurance policies, annuities, mutual funds or other products. Regulatory authorities in a small number of states and the Financial Industry Regulatory Authority, and occasionally the U.S. Securities and Exchange Commission ("SEC") have also conducted investigations or inquiries

**NOTES TO THE FINANCIAL STATEMENTS**

relating to sales of individual life insurance policies or annuities or other products issued by the Company. These investigations often focus on the conduct of particular financial service representatives and the sale of unregistered or unsuitable products or the misuse of client assets. Over the past several years, these and a number of investigations by other regulatory authorities were resolved for monetary payments and certain other relief, including restitution payments. The Company may continue to resolve investigations in a similar manner.

Various litigation, claims and assessments against the Company, in addition to those discussed above and those otherwise provided for in the Company's financial statements, have arisen in the course of the Company's business, including, but not limited to, in connection with its activities as an insurer, employer, investor, investment advisor or taxpayer. Further, state insurance regulatory and other federal and state authorities regularly make inquiries and conduct investigations concerning the Company's compliance with applicable insurance and other laws and regulations.

It is not possible to predict the ultimate outcome of all pending investigations and legal proceedings. In some of the matters, large and/or indeterminate amounts, including punitive and treble damages, may be sought. Although, in light of these considerations, it is possible that an adverse outcome in certain cases could have a material effect upon the Company's financial position, based on information currently known by the Company's management, in its opinion, the outcomes of pending investigations and legal proceedings are not likely to have such an effect. However, given the large and/or indeterminate amounts that may be sought in certain of these matters and the inherent unpredictability of litigation, it is possible that an adverse outcome in certain matters could, from time to time, have a material effect on the Company's net income or cash flows in any particular period.

**15. Leases**

No significant change.

**16. Information about Financial Instruments with Off-Balance Sheet Risk and Financial Instruments with Concentrations of Credit Risk**

- (1) The table below summarizes the notional amount of the Company's financial instruments (derivatives that are designated as effective hedging instruments) with off-balance sheet credit risk at:

	Assets		Liabilities	
	June 30, 2016	December 31, 2015	June 30, 2016	December 31, 2015
Swaps	\$ 34,232,765	\$ 31,919,891	\$ —	\$ —
Futures	—	—	—	—
Options	—	—	—	—
Total	\$ 34,232,765	\$ 31,919,891	\$ —	\$ —

- (2) No significant change.
- (3) The Company may be exposed to credit-related losses in the event of nonperformance by counterparties to derivatives. Generally, the current credit exposure of the Company's derivatives is limited to the net positive estimated fair value of derivatives at the reporting date after taking into consideration the existence of master netting or similar agreements and any collateral received pursuant to such agreements.

The Company manages its credit risk related to derivatives by entering into transactions with creditworthy counterparties and establishing and monitoring exposure limits. The Company's OTC derivative transactions are governed by International Swaps and Derivatives Association, Inc. ("ISDA") Master Agreements which provide for legally enforceable set-off and close-out netting of exposures to specific counterparties in the event of early termination of a transaction, which includes, but is not limited to, events of default and bankruptcy. In the event of an early termination, the Company is permitted to set-off receivables from the counterparty against payables to the same counterparty arising out of all included transactions. Substantially all of the Company's ISDA Master Agreements also include Credit Support Annex provisions which may require both the pledging and accepting of collateral in connection with its OTC derivatives.

Off-balance sheet credit exposure is the excess of positive estimated fair value over positive book/adjusted carrying value for the Company's highly effective hedges at the reporting date. All collateral received from counterparties to mitigate credit-related losses is deemed worthless for the purpose of calculating the Company's off-balance sheet credit exposure. The off-balance sheet credit exposure of the Company's swaps was \$1,637,068 and \$1,015,976 at June 30, 2016 and December 31, 2015, respectively.

- (4) At June 30, 2016 and December 31, 2015, the estimated fair value of collateral consisting of various securities received by the Company on its OTC derivatives was \$1,910,499 and \$560,272, respectively, which was held in separate custodial accounts and is not reflected in the financial statements.

**17. Sale, Transfer and Servicing of Financial Assets and Extinguishments of Liabilities**

- A. Transfers of Receivables Reported as Sales

No significant change.

**NOTES TO THE FINANCIAL STATEMENTS****B. Transfer and Servicing of Financial Assets**

The Company did not participate in the transfer or servicing of financial assets during the six months ended June 30, 2016.

**C. Wash Sales**

(1) In the course of the Company's asset management, securities are not sold and reacquired within 30 days of the sale date to enhance the Company's yield on its investment portfolio. There may be occasional isolated incidents where wash sales occur.

(2) The Company had no wash sales with an NAIC designation 3 or below or unrated securities during the quarter ended June 30, 2016.

**18. Gain or Loss to the Reporting Entity from Uninsured Plans and the Uninsured Portion of Partially Insured Plans**

No significant change.

**19. Direct Premium Written/Produced by Managing General Agents/Third Party Administrators**

No significant change.

**20. Fair Value Information****A. (1) Assets and Liabilities Measured and Reported at Estimated Fair Value at Reporting Date****Hierarchy Table**

The following table provides information about financial assets and liabilities measured and reported at estimated fair value at:

	June 30, 2016			
	Fair Value Measurements at Reporting Date Using			Total
	Level 1	Level 2	Level 3	
<b>Assets</b>				
Derivative assets <sup>(1)</sup>				
Foreign currency exchange rate	\$ —	\$ 4,080,479	\$ —	\$ 4,080,479
Separate Account assets <sup>(2)</sup>	—	4,752,840,624	—	4,752,840,624
Total assets	<u>\$ —</u>	<u>\$ 4,756,921,103</u>	<u>\$ —</u>	<u>\$ 4,756,921,103</u>

<sup>(1)</sup> Derivative assets presented in the table above represent only those derivatives that are carried at estimated fair value. Accordingly, the amounts above exclude highly effective derivatives carried at amortized cost.

<sup>(2)</sup> Separate Account assets are subject to General Account claims only to the extent that the value of such assets exceeds the Separate Account liabilities. Investments (stated generally at estimated fair value) and liabilities of the Separate Accounts are reported separately as assets and liabilities.

Transfers between Levels 1 and 2 - During the quarter ended June 30, 2016, transfers between Levels 1 and 2 were not significant. Transfers between levels are assumed to occur at the beginning of the period.

**NOTES TO THE FINANCIAL STATEMENTS**

## (2) Assets and Liabilities Measured and Reported at Estimated Fair Value at Reporting Date

**Rollforward Table – Level 3 Assets and Liabilities**

A rollforward of the estimated fair value measurements for all assets and liabilities measured and reported at estimated fair value using significant unobservable (Level 3) inputs for their respective time periods was as follows:

Estimated Fair Value Measurements in Level 3 of the Fair Value Hierarchy

	Balance, March 31, 2016	Transfer into Level 3	Transfer out of Level 3 <sup>(1)</sup>	Total Gains and Losses included in Net Income <sup>(2)</sup>	Total Gains and Losses included in Capital and Surplus	Purchases <sup>(3)</sup>	Sales <sup>(3)</sup>	Issuances <sup>(3)</sup>	Settlements <sup>(3)</sup>	Balance, June 30, 2016
<b>Assets</b>										
Bonds - Industrial & miscellaneous	\$ 1,620,000	\$ —	\$ (1,620,000)	\$ —	\$ —	\$ —	\$ —	\$ —	\$ —	\$ —
Total	\$ 1,620,000	\$ —	\$ (1,620,000)	\$ —	\$ —	\$ —	\$ —	\$ —	\$ —	\$ —

<sup>(1)</sup> Bonds that were measured at estimated fair value at the beginning of the period, but were measured at amortized cost at the end of the period, as estimated fair value was greater than amortized cost at the end of the period, are reported within transfer out of Level 3 column.

<sup>(2)</sup> Interest and dividend accruals, as well as cash interest coupons and dividends received, are excluded from the rollforward.

<sup>(3)</sup> The amount reported within purchases, sales, issuances and settlements is the purchase/issuance price (for purchases and issuances) and the sales/settlement proceeds (for sales and settlements) based upon the actual date purchased/issued or sold/settled.

**Transfers between Levels**

Overall, transfers between levels occur when there are changes in the observability of inputs and market activity. Transfers into or out of any level are assumed to occur at the beginning of the period.

**Transfers into or out of Level 3**

Transfers into or out of Level 3 are presented in the table. Assets and liabilities are transferred into Level 3 when a significant input cannot be corroborated with market observable data. This occurs when market activity decreases significantly and underlying inputs cannot be observed, current prices are not available and/or when there are significant variances in quoted prices, thereby affecting transparency. Assets and liabilities are transferred out of Level 3 when circumstances change such that a significant input can be corroborated with market observable data. This may be due to a significant increase in market activity, a specific event or one or more significant input(s) becoming observable.

During the quarter ended June 30, 2016, there were no transfers into or out of Level 3, other than those that changed measurement basis.

(3) Transfers between levels are assumed to occur at the beginning of the period.

(4) Assets and Liabilities Measured and Reported at Estimated Fair Value at Reporting Date

**Valuation Techniques and Inputs for Level 2 and Level 3 Assets and Liabilities by Major Classes of Assets and Liabilities:**

When developing estimated fair values, the Company considers two broad valuation techniques: (i) the market approach and (ii) the income approach. The Company determines the most appropriate valuation technique to use, given what is being measured and the availability of sufficient inputs, giving priority to observable inputs.

The Company categorizes its financial assets and liabilities into a three-level hierarchy, based on the significant input with the lowest level in their valuation. The input levels are as follows. Level 1 - Unadjusted quoted prices for identical assets or liabilities. Level 2 - Quoted prices in markets that are not active or inputs that are observable either directly or indirectly. These inputs can include quoted prices for similar but not identical assets or liabilities other than quoted prices in Level 1, quoted prices in markets that are not active, or other significant inputs that are observable or can be derived principally from or corroborated by observable market data for substantially the full term of the assets or liabilities. Level 3 - Unobservable inputs that are supported by little or no market activity and are significant to the determination of estimated fair value of the assets and liabilities. Unobservable inputs reflect the reporting entity's own assumptions about the assumptions that market participants would use in pricing the asset or liability.

The valuation of most instruments listed below are determined using independent pricing sources, matrix pricing, discounted cash flow methodologies or other similar techniques that use either observable market inputs or unobservable inputs.

**NOTES TO THE FINANCIAL STATEMENTS**

Instrument	Level 2 Observable Inputs	Level 3 Unobservable Inputs
<b>Separate Account Assets <sup>(1)</sup></b>		
<b>Mutual funds without readily determinable fair values as prices are not published publicly</b>		
	Key Inputs: <ul style="list-style-type: none"> <li>quoted prices or reported Net Asset Value ("NAV") provided by the fund managers</li> </ul>	<ul style="list-style-type: none"> <li>not applicable</li> </ul>
<b>Derivatives <sup>(2)</sup></b>		
<b>Foreign Currency Exchange Rate</b>		
	Valuation Techniques: Principally the income approach Key Inputs: <ul style="list-style-type: none"> <li>swap yield curves</li> <li>basis curves</li> <li>currency spot rates</li> <li>cross currency basis curves</li> </ul>	<ul style="list-style-type: none"> <li>not applicable</li> </ul>

<sup>(1)</sup> Estimated fair value equals carrying value, based on the value of the underlying assets.

<sup>(2)</sup> Valuations of non-option-based derivatives utilize present value techniques, whereas valuations of option-based derivatives utilize option pricing models.

B. The Company provides additional fair value information in Note 5, 16 and 21.

C. Estimated Fair Value of All Financial Instruments

Information related to the aggregate fair value of financial instruments is shown below at:

June 30, 2016						
	Aggregate Fair Value	Admitted Value	Level 1	Level 2	Level 3	Not Practicable (Carrying Value)
<b>Assets</b>						
Bonds	\$1,226,418,647	\$1,133,236,512	\$ 142,169,758	\$1,015,198,003	\$ 69,050,886	\$ —
Mortgage loans	157,617,644	146,673,558	—	—	157,617,644	—
Cash, cash equivalents and short-term investments	37,324,900	37,324,900	10,346,251	26,978,649	—	—
Derivative assets <sup>(1)</sup>	9,526,734	7,889,666	—	9,526,734	—	—
Other invested assets	6,618,339	6,095,357	—	6,618,339	—	—
Investment income due and accrued	8,999,924	8,999,924	—	8,999,924	—	—
Separate Account assets	4,752,840,624	4,752,840,624	—	4,752,840,624	—	—
Total assets	<u>\$6,199,346,812</u>	<u>\$6,093,060,541</u>	<u>\$ 152,516,009</u>	<u>\$5,820,162,273</u>	<u>\$ 226,668,530</u>	<u>\$ —</u>
<b>Liabilities</b>						
Investment contracts included in:						
Reserves for life insurance and annuities	\$ 301,711,547	\$ 268,328,380	\$ —	\$ —	\$ 301,711,547	\$ —
Liability for deposit-type contracts	17,328,719	15,600,938	—	—	17,328,719	—
Payable for collateral received	8,600,000	8,600,000	—	8,600,000	—	—
Total liabilities	<u>\$ 327,640,266</u>	<u>\$ 292,529,318</u>	<u>\$ —</u>	<u>\$ 8,600,000</u>	<u>\$ 319,040,266</u>	<u>\$ —</u>
December 31, 2015						
	Aggregate Fair Value	Admitted Value	Level 1	Level 2	Level 3	Not Practicable (Carrying Value)
<b>Assets</b>						
Bonds	\$1,089,078,299	\$1,077,947,279	\$ 65,363,882	\$ 952,800,098	\$ 70,914,319	\$ —
Mortgage loans	149,037,166	141,976,602	—	—	149,037,166	—
Cash, cash equivalents and short-term investments	22,359,948	22,359,948	172,572	22,187,376	—	—
Derivative assets <sup>(1)</sup>	4,981,136	3,965,491	—	4,981,136	—	—
Other invested assets	—	—	—	—	—	—
Investment income due and accrued	9,315,742	9,315,742	—	9,315,742	—	—
Separate Account assets	4,792,139,901	4,792,139,901	—	4,792,139,901	—	—
Total assets	<u>\$6,066,912,192</u>	<u>\$6,047,704,963</u>	<u>\$ 65,536,454</u>	<u>\$5,781,424,253</u>	<u>\$ 219,951,485</u>	<u>\$ —</u>
<b>Liabilities</b>						
Investment contracts included in:						
Reserves for life insurance and annuities	\$ 299,327,294	\$ 277,745,817	\$ —	\$ —	\$ 299,327,294	\$ —
Liability for deposit-type contracts	16,664,835	15,496,566	—	—	16,664,835	—
Payable for collateral received	3,300,000	3,300,000	—	3,300,000	—	—
Total liabilities	<u>\$ 319,292,129</u>	<u>\$ 296,542,383</u>	<u>\$ —</u>	<u>\$ 3,300,000</u>	<u>\$ 315,992,129</u>	<u>\$ —</u>

<sup>(1)</sup> Classification of derivatives is based on each derivative's positive (asset) or negative (liability) book/adjusted carrying value, which equals the net admitted assets and liabilities.

**Assets and Liabilities**

The methods and significant assumptions used to estimate the fair value of all financial instruments are presented below.

The Company defines fair value as the price that would be received to sell an asset or paid to transfer a liability (an exit price) in the principal or most advantageous market for the asset or liability in an orderly transaction between market participants on the measurement date. In most cases, the exit price and the transaction (or entry) price will be the same at initial recognition.



---

**NOTES TO THE FINANCIAL STATEMENTS**

---

When developing estimated fair values, the Company considers two broad valuation techniques: (i) the market approach and (ii) the income approach. The Company determines the most appropriate valuation technique to use, given what is being measured and the availability of sufficient inputs, giving priority to observable inputs.

The Company categorizes its financial assets and liabilities into a three-level hierarchy, based on the significant input with the lowest level in their valuation. The input levels are as follows. Level 1 - Unadjusted quoted prices for identical assets or liabilities. The size of the bid/ask spread is used as an indicator of market activity for bonds. Level 2 - Quoted prices in markets that are not active or inputs that are observable either directly or indirectly. These inputs can include quoted prices for similar but not identical assets or liabilities other than quoted prices in Level 1, quoted prices in markets that are not active, or other significant inputs that are observable or can be derived principally from or corroborated by observable market data for substantially the full term of the assets or liabilities. Level 3 - Unobservable inputs that are supported by little or no market activity and are significant to the determination of estimated fair value of the assets and liabilities. Unobservable inputs reflect the reporting entity's own assumptions about the assumptions that market participants would use in pricing the asset or liability.

**Bonds, Cash, Cash Equivalents and Short-term Investments**

When available, the estimated fair value for bonds, including loan-backed securities, cash equivalents and short-term investments are based on quoted prices in active markets that are readily and regularly obtainable. Generally, these investments are classified in Level 1, are the most liquid of the Company's securities holdings and valuation of these securities does not involve management's judgment.

When quoted prices in active markets are not available, the determination of estimated fair value is based on market standard valuation methodologies, giving priority to observable inputs. The significant inputs to the market standard valuation methodologies for certain types of securities with reasonable levels of price transparency are inputs that are observable in the market or can be derived principally from or corroborated by observable market data. Generally, these investments are classified in Level 2.

When observable inputs are not available, the market standard valuation methodologies rely on inputs that are significant to the estimated fair value that are not observable in the market or cannot be derived principally from or corroborated by observable market data. These unobservable inputs can be based in large part on management's judgment or estimation, and cannot be supported by reference to market activity. Even though these inputs are unobservable, management believes they are consistent with what other market participants would use when pricing such securities and are considered appropriate given the circumstances. Generally, these investments are classified in Level 3.

The estimated fair value for cash approximates carrying value and is classified as Level 1 given the nature of cash.

The use of different methodologies, assumptions and inputs may have a material effect on the estimated fair values of the Company's securities holdings.

**Mortgage Loans**

For mortgage loans, estimated fair value is primarily determined by estimating expected future cash flows and discounting them using current interest rates for similar mortgage loans with similar credit risk, or is determined from pricing for similar mortgage loans. The estimated fair values for impaired mortgage loans are principally obtained by estimating the fair value of the underlying collateral using market standard appraisal and valuation methods. Mortgage loans valued using significant unobservable inputs are classified in Level 3.

**Derivatives**

The estimated fair value of OTC derivatives is determined through the use of pricing models. The determination of estimated fair value, when quoted market values are not available, is based on market standard valuation methodologies and inputs that management believes are consistent with what other market participants would use when pricing such instruments. The significant inputs to the pricing models for most OTC derivatives are inputs that are observable in the market or can be derived principally from, or corroborated by, observable market data. Significant inputs that are observable generally include interest rates, foreign currency exchange rates, interest rate curves, credit curves and volatility. Derivative valuations can be affected by changes in interest rates, foreign currency exchange rates, financial indices, credit spreads, default risk, nonperformance risk, volatility, liquidity and changes in estimates and assumptions used in pricing models. Generally, these derivatives are classified in Level 2.

Certain OTC derivatives may rely on inputs that are significant to the estimated fair value that are not observable in the market or cannot be derived principally from, or corroborated by, observable market data. Significant inputs that are unobservable generally include references to emerging market currencies and inputs that are outside the observable portion of the interest rate curve, credit curve, volatility or other relevant market measure. These unobservable inputs may involve significant management judgment or estimation. Even though unobservable, these inputs are based on assumptions deemed appropriate given the circumstances and management believes they are consistent with what other market participants would use when pricing such instruments.

Most inputs for OTC derivatives are mid-market inputs but, in certain cases, liquidity adjustments are used when they are deemed more representative of exit value. Market liquidity, as well as the use of different methodologies, assumptions and inputs may have a material effect on the estimated fair values of the Company's derivatives and could materially affect the net change in capital and surplus.

**NOTES TO THE FINANCIAL STATEMENTS****Other Invested Assets**

The estimated fair value of other invested assets is determined using the methodologies as described in the above sections titled “Bonds, Cash, Cash Equivalents and Short-term Investments”, based on the nature of the investment. Excluded from the disclosure are those other invested assets that are not considered to be financial instruments subject to this disclosure including investments carried on the equity method.

**Investment Income Due and Accrued**

Due to the short-term nature of investment income due and accrued, the Company believes there is minimal risk of material changes in interest rates or the credit of the issuer such that estimated fair value approximates carrying value. These amounts are generally classified as Level 2.

**Investment Contracts Included in Reserves for Life Insurance and Annuities and Liability for Deposit-Type Contracts**

The fair value of investment contracts included in reserves for life insurance and annuities and in the liability for deposit-type contracts is estimated by discounting best estimate future cash flows based on assumptions that market participants would use in pricing such liabilities, with consideration of the Company’s non-performance risk (own-credit risk) not reflected in the fair value calculation. The assumptions used in estimating these fair values are based in part on unobservable inputs classified in Level 3.

**Payable for Collateral Received**

The estimated fair value of amounts payable for collateral received approximates carrying value as these obligations are short-term in nature. These amounts are generally classified in Level 2.

**Separate Accounts**

Separate Account assets are generally carried at estimated fair value on the Statutory Statements of Assets, Liabilities, Surplus and Other Funds. These assets are comprised of mutual funds without readily determinable fair values given prices are not published publicly. Valuation of the mutual funds is based upon quoted prices or reported net asset values provided by the fund managers.

D. At June 30, 2016, the Company had no investments where it was not practicable to estimate fair value.

**21. Other Items**

A-B. No significant change.

C. Other Disclosures

On January 12, 2016, MetLife, Inc. (“MetLife”) announced its plan to pursue the separation of a substantial portion of its U.S. Retail Business (the “Separation”). On July 21, 2016, MetLife announced that the separated business will be rebranded as “Brighthouse Financial” after the Separation. Additionally, on August 4, 2016, MetLife indicated in its 10Q filing with the SEC that the Company, as well as other affiliates, would be included as part of the Separation. MetLife is currently evaluating structural alternatives for the proposed Separation, including a public offering of shares in an independent, publicly traded company, a spin-off, or a sale. The completion of a public offering would depend on, among other things, the SEC filing and review process, as well as market conditions. A Separation, depending on the specific form, would be subject to the satisfaction of various conditions and approvals, including, among other things, approval of any transaction by the MetLife Board of Directors, satisfaction of any applicable requirements of the SEC, and receipt of insurance and other regulatory approvals and other anticipated conditions.

D-E. No significant change.

F. Subprime Mortgage Related Risk Exposure

(1-2) No significant change.

(3) At June 30, 2016, the Company had direct exposure to subprime mortgage risk through other investments as follows:

	<b>Actual Cost</b>	<b>Book/Adjusted Carrying Value (excluding interest)</b>	<b>Fair Value</b>	<b>OTTI Losses Recognized</b>
RMBS	\$ 3,508,467	\$ 3,550,456	\$ 3,473,075	\$ —
CMBS	—	—	—	—
Collateralized debt obligations	—	—	—	—
Structured securities	—	—	—	—
Equity investment in SCA	—	—	—	—
Other assets	—	—	—	—
<b>Total</b>	<b>\$ 3,508,467</b>	<b>\$ 3,550,456</b>	<b>\$ 3,473,075</b>	<b>\$ —</b>

**NOTES TO THE FINANCIAL STATEMENTS**

G-H. No significant change.

**22. Events Subsequent**

The Company has evaluated events subsequent to June 30, 2016 through August 11, 2016, which is the date these financial statements were available to be issued, and has determined there are no material subsequent events requiring adjustment to or disclosure in the financial statements.

The Company is not subject to the annual fee imposed under section 9010 of the Affordable Care Act (“ACA”).

**23. Reinsurance**

No significant change.

**24. Retrospectively Rated Contracts & Contracts Subject to Redetermination**

A-D. No significant change.

E. The Company is not subject to the risk sharing provision of the ACA.

**25. Change in Incurred Losses and Loss Adjustment Expenses**

The Company had no change in incurred losses and no loss adjustment expenses during the six months ended June 30, 2016.

**26. Intercompany Pooling Arrangements**

No significant change.

**27. Structured Settlements**

No significant change.

**28. Health Care Receivables**

No significant change.

**29. Participating Policies**

No significant change.

**30. Premium Deficiency Reserves**

No significant change.

**31. Reserves for Life Contracts and Deposit-Type Contracts**

No significant change.

**32. Analysis of Annuity Actuarial Reserves and Deposit Liabilities by Withdrawal Characteristics**

No significant change.

**33. Premiums and Annuity Considerations Deferred and Uncollected**

No significant change.

**34. Separate Accounts**

A-B. No significant change.

C. Reconciliation of Net Transfers to or (from) Separate Accounts:

(1) Transfers as reported in the Summary of Operations of the Separate Accounts Annual Statement:	
a. Transfers to Separate Accounts (Page 4, Line 1.4)	\$ 37,123,141
b. Transfers from Separate Accounts (Page 4, Line 10)	156,172,166
c. Net transfers to or (from) Separate Accounts (a) - (b)	<u>(119,049,025)</u>
(2) Reconciling Adjustments	<u>—</u>
(3) Transfers as reported in the Summary of Operations of the Life, Accident & Health Annual Statement (1c) + (2) = (Page 4, Line 26)	<u>\$ (119,049,025)</u>

**NOTES TO THE FINANCIAL STATEMENTS**

---

**35. *Loss/Claim Adjustment Expenses***

No significant change.

# GENERAL INTERROGATORIES

## PART 1 - COMMON INTERROGATORIES

### GENERAL

1.1 Did the reporting entity experience any material transactions requiring the filing of Disclosure of Material Transactions with the State of Domicile, as required by the Model Act? Yes [ ] No [X]

1.2 If yes, has the report been filed with the domiciliary state? Yes [ ] No [ ]

2.1 Has any change been made during the year of this statement in the charter, by-laws, articles of incorporation, or deed of settlement of the reporting entity? Yes [X] No [ ]

2.2 If yes, date of change: 06/06/2016

3.1 Is the reporting entity a member of an Insurance Holding Company System consisting of two or more affiliated persons, one or more of which is an insurer? If yes, complete Schedule Y, Parts 1 and 1A. Yes [X] No [ ]

3.2 Have there been any substantial changes in the organizational chart since the prior quarter end? Yes [X] No [ ]

3.3 If the response to 3.2 is yes, provide a brief description of those changes.

Various mergers, reorganizations and formations - See Schedule Y - Information concerning activities of insurer members of a holding company - Group Part 1 - Organizational Chart

4.1 Has the reporting entity been a party to a merger or consolidation during the period covered by this statement? Yes [ ] No [X]

4.2 If yes, provide name of entity, NAIC Company Code, and state of domicile (use two letter state abbreviation) for any entity that has ceased to exist as a result of the merger or consolidation.

1 Name of Entity	2 NAIC Company Code	3 State of Domicile

5. If the reporting entity is subject to a management agreement, including third-party administrator(s), managing general agent(s), attorney-in-fact, or similar agreement, have there been any significant changes regarding the terms of the agreement or principals involved? If yes, attach an explanation. Yes [ ] No [X] N/A [ ]

6.1 State as of what date the latest financial examination of the reporting entity was made or is being made. 12/31/2013

6.2 State as of date that the latest financial examination report became available from either the state of domicile or the reporting entity. This date should be the date of the examined balance sheet and not the date the report was completed or released. 12/31/2008

6.3 State as of what date the latest financial examination report became available to other states or the public from either the state of domicile or the reporting entity. This is the release date or completion date of the examination report and not the date of the examination (balance sheet date). 06/15/2013

6.4 By what department or departments?  
New York State Department of Financial Services

6.5 Have all financial statement adjustments within the latest financial examination report been accounted for in a subsequent financial statement filed with Departments? Yes [ ] No [ ] N/A [X]

6.6 Have all of the recommendations within the latest financial examination report been complied with? Yes [X] No [ ] N/A [ ]

7.1 Has this reporting entity had any Certificates of Authority, licenses or registrations (including corporate registration, if applicable) suspended or revoked by any governmental entity during the reporting period? Yes [ ] No [X]

7.2 If yes, give full information:

8.1 Is the company a subsidiary of a bank holding company regulated with the Federal Reserve Board? Yes [ ] No [X]

8.2 If response to 8.1 is yes, please identify the name of the bank holding company.

8.3 Is the company affiliated with one or more banks, thrifts or securities firms? Yes [X] No [ ]

8.4 If the response to 8.3 is yes, please provide below the names and location (city and state of the main office) of any affiliates regulated by a federal regulatory services agency [i.e. the Federal Reserve Board (FRB), the Office of the Comptroller of the Currency (OCC), the Federal Deposit Insurance Corporation (FDIC) and the Securities Exchange Commission (SEC) and identify the affiliate's primary federal regulator].

1 Affiliate Name	2 Location (City, State)	3 FRB	4 OCC	5 FDIC	6 SEC
MetLife Advisers, LLC	Boston, MA				YES
MetLife Investment Advisers, LLC	Wilmington, DE				YES
MetLife Investors Distribution Company	New York, NY				YES
MetLife Securities, Inc.	New York, NY				YES

9.1 Are the senior officers (principal executive officer, principal financial officer, principal accounting officer or controller, or persons performing similar functions) of the reporting entity subject to a code of ethics, which includes the following standards? Yes [X] No [ ]

- (a) Honest and ethical conduct, including the ethical handling of actual or apparent conflicts of interest between personal and professional relationships;
- (b) Full, fair, accurate, timely and understandable disclosure in the periodic reports required to be filed by the reporting entity;
- (c) Compliance with applicable governmental laws, rules and regulations;
- (d) The prompt internal reporting of violations to an appropriate person or persons identified in the code; and
- (e) Accountability for adherence to the code.

9.11 If the response to 9.1 is No, please explain:

9.2 Has the code of ethics for senior managers been amended? Yes [ ] No [X]

9.21 If the response to 9.2 is Yes, provide information related to amendment(s).

9.3 Have any provisions of the code of ethics been waived for any of the specified officers? Yes [ ] No [X]

# GENERAL INTERROGATORIES

## PART 1 - COMMON INTERROGATORIES

9.31 If the response to 9.3 is Yes, provide the nature of any waiver(s).

### FINANCIAL

10.1 Does the reporting entity report any amounts due from parent, subsidiaries or affiliates on Page 2 of this statement? Yes  No

10.2 If yes, indicate any amounts receivable from parent included in the Page 2 amount: \$ 0

### INVESTMENT

11.1 Were any of the stocks, bonds, or other assets of the reporting entity loaned, placed under option agreement, or otherwise made available for use by another person? (Exclude securities under securities lending agreements.) Yes  No

11.2 If yes, give full and complete information relating thereto:

12. Amount of real estate and mortgages held in other invested assets in Schedule BA: \$ 0

13. Amount of real estate and mortgages held in short-term investments: \$ 0

14.1 Does the reporting entity have any investments in parent, subsidiaries and affiliates? Yes  No

14.2 If yes, please complete the following:

	1 Prior Year-End Book/Adjusted Carrying Value	2 Current Quarter Book/Adjusted Carrying Value
14.21 Bonds	\$ 0	\$ 0
14.22 Preferred Stock	0	0
14.23 Common Stock	0	0
14.24 Short-Term Investments	0	0
14.25 Mortgage Loans on Real Estate	0	0
14.26 All Other	0	0
14.27 Total Investment in Parent, Subsidiaries and Affiliates (Subtotal Lines 14.21 to 14.26)	\$ 0	\$ 0
14.28 Total Investment in Parent included in Lines 14.21 to 14.26 above	\$ 0	\$ 0

15.1 Has the reporting entity entered into any hedging transactions reported on Schedule DB? Yes  No

15.2 If yes, has a comprehensive description of the hedging program been made available to the domiciliary state? Yes  No

If no, attach a description with this statement.

16. For the reporting entity's security lending program, state the amount of the following as of current statement date:

16.1 Total fair value of reinvested collateral assets reported on Schedule DL, Parts 1 and 2: \$ 0

16.2 Total book adjusted/carrying value of reinvested collateral assets reported on Schedule DL, Parts 1 and 2: \$ 0

16.3 Total payable for securities lending reported on the liability page: \$ 0

17. Excluding items in Schedule E-Part 3-Special Deposits, real estate, mortgage loans and investments held physically in the reporting entity's offices, vaults or safety deposit boxes, were all stocks, bonds and other securities, owned throughout the current year held pursuant to a custodial agreement with a qualified bank or trust company in accordance with Section 1, III - General Examination Considerations, F. Outsourcing of Critical Functions, Custodial or Safekeeping Agreements of the NAIC *Financial Condition Examiners Handbook*? Yes  No

17.1 For all agreements that comply with the requirements of the NAIC *Financial Condition Examiners Handbook*, complete the following:

1 Name of Custodian(s)	2 Custodian Address
JPMorgan Chase & Co.	4 New York Plaza - 12th Floor, New York, NY, 10004

17.2 For all agreements that do not comply with the requirements of the NAIC *Financial Condition Examiners Handbook*, provide the name, location and a complete explanation:

1 Name(s)	2 Location(s)	3 Complete Explanation(s)

17.3 Have there been any changes, including name changes, in the custodian(s) identified in 17.1 during the current quarter? Yes  No

17.4 If yes, give full and complete information relating thereto:

1 Old Custodian	2 New Custodian	3 Date of Change	4 Reason

17.5 Identify all investment advisors, broker/dealers or individuals acting on behalf of broker/dealers that have access to the investment accounts, handle securities and have authority to make investments on behalf of the reporting entity:

1 Central Registration Depository	2 Name(s)	3 Address
4095	Metropolitan Life Insurance Company	200 Park Avenue, New York, NY 10166

18.1 Have all the filing requirements of the *Purposes and Procedures Manual of the NAIC Investment Analysis Office* been followed? Yes  No

18.2 If no, list exceptions:

**GENERAL INTERROGATORIES (continued)**

**PART 2 - LIFE & HEALTH**

1.	Report the statement value of mortgage loans at the end of this reporting period for the following categories:		
1.1	Long-term mortgages in good standing		Amount
1.11	Farm mortgages.....	\$.....	20,497,541
1.12	Residential mortgages.....	\$.....	
1.13	Commercial mortgages.....	\$.....	126,176,017
1.14	Total mortgages in good standing.....	\$.....	146,673,558
1.2	Long-term mortgages in good standing with restructured terms		
1.21	Total mortgages in good standing with restructured terms.....	\$.....	
1.3	Long-term mortgage loans upon which interest is overdue more than three months		
1.31	Farm mortgages.....	\$.....	
1.32	Residential mortgages.....	\$.....	
1.33	Commercial mortgages.....	\$.....	
1.34	Total mortgages with interest overdue more than three months.....	\$.....	0
1.4	Long-term mortgage loans in process of foreclosure		
1.41	Farm mortgages.....	\$.....	
1.42	Residential mortgages.....	\$.....	
1.43	Commercial mortgages.....	\$.....	
1.44	Total mortgages in process of foreclosure.....	\$.....	0
1.5	Total mortgage loans (Lines 1.14 + 1.21 + 1.34 + 1.44) (Page 2, Column 3, Lines 3.1 + 3.2) .....	\$.....	146,673,558
1.6	Long-term mortgages foreclosed, properties transferred to real estate in current quarter		
1.61	Farm mortgages.....	\$.....	
1.62	Residential mortgages.....	\$.....	
1.63	Commercial mortgages.....	\$.....	
1.64	Total mortgages foreclosed and transferred to real estate.....	\$.....	0
2.	Operating Percentages:		
2.1	A&H loss percent.....	.....	
2.2	A&H cost containment percent.....	.....	
2.3	A&H expense percent excluding cost containment expenses.....	.....	
3.1	Do you act as a custodian for health savings accounts?.....		Yes [ ] No [X]
3.2	If yes, please provide the amount of custodial funds held as of the reporting date.....	\$.....	
3.3	Do you act as an administrator for health savings accounts?.....		Yes [ ] No [X]
3.4	If yes, please provide the balance of the funds administered as of the reporting date.....	\$.....	

**SCHEDULE S - CEDED REINSURANCE**

Showing All New Reinsurance Treaties - Current Year to Date

1 NAIC Company Code	2 ID Number	3 Effective Date	4 Name of Reinsurer	5 Domiciliary Jurisdiction	6 Type of Reinsurance Ceded	7 Type of Reinsurer	8 Certified Reinsurer Rating (1 through 6)	9 Effective Date of Certified Reinsuer Rating
------------------------------	-------------------	------------------------	------------------------	----------------------------------	--------------------------------------	---------------------------	---	--

**NONE**



# First MetLife Investors Insurance Company

## SCHEDULE T - PREMIUMS AND ANNUITY CONSIDERATIONS

Allocated by States and Territories

			Direct Business Only						
			Life Contracts		4 Accident and Health Insurance Premiums, Including Policy, Mem- bership and Other Fees	5 Other Considerations	6 Total Columns 2 through 5	7 Deposit-Type Contracts	
			2 Life Insurance Premiums	3 Annuity Considerations					
States, Etc.	1 Active Status	Life Insurance Premiums	Annuity Considerations	Accident and Health Insurance Premiums, Including Policy, Mem- bership and Other Fees	Other Considerations	Total Columns 2 through 5	Deposit-Type Contracts		
1.	Alabama.....	AL	N	5,449				5,449	
2.	Alaska.....	AK	N	1,365				1,365	
3.	Arizona.....	AZ	N	53,867				53,867	
4.	Arkansas.....	AR	N	3,208	75,000			78,208	
5.	California.....	CA	N	239,550	250			239,800	
6.	Colorado.....	CO	N	26,110				26,110	
7.	Connecticut.....	CT	N	789,399	177,846			967,245	
8.	Delaware.....	DE	N	6,145				6,145	
9.	District of Columbia.....	DC	N	6,380				6,380	
10.	Florida.....	FL	N	492,744	146,510			639,254	
11.	Georgia.....	GA	N	58,148	229,772			287,920	
12.	Hawaii.....	HI	N	7,372				7,372	
13.	Idaho.....	ID	N	512				512	
14.	Illinois.....	IL	N	51,091				51,091	
15.	Indiana.....	IN	N	11,694				11,694	
16.	Iowa.....	IA	N	618				618	
17.	Kansas.....	KS	N	3,655				3,655	
18.	Kentucky.....	KY	N	9,161				9,161	
19.	Louisiana.....	LA	N	5,049				5,049	
20.	Maine.....	ME	N	6,299				6,299	
21.	Maryland.....	MD	N	51,359				51,359	
22.	Massachusetts.....	MA	N	123,091	44,107			167,198	
23.	Michigan.....	MI	N	33,695				33,695	
24.	Minnesota.....	MN	N	11,034	1,500			12,534	
25.	Mississippi.....	MS	N	2,348				2,348	
26.	Missouri.....	MO	N	9,691				9,691	
27.	Montana.....	MT	N	1,070				1,070	
28.	Nebraska.....	NE	N	1,640				1,640	
29.	Nevada.....	NV	N	28,682	50,000			78,682	
30.	New Hampshire.....	NH	N	9,956				9,956	
31.	New Jersey.....	NJ	N	705,840	790,431			1,496,271	
32.	New Mexico.....	NM	N	2,392				2,392	
33.	New York.....	NY	L	41,970,316	53,802,040			95,772,356	170,000
34.	North Carolina.....	NC	N	124,070	89,883			213,953	
35.	North Dakota.....	ND	N					0	
36.	Ohio.....	OH	N	24,060	53,717			77,777	
37.	Oklahoma.....	OK	N	9,196				9,196	
38.	Oregon.....	OR	N	20,184				20,184	
39.	Pennsylvania.....	PA	N	128,733	14,032			142,765	
40.	Rhode Island.....	RI	N	28,316				28,316	
41.	South Carolina.....	SC	N	61,817	334,807			396,624	
42.	South Dakota.....	SD	N	1,362				1,362	
43.	Tennessee.....	TN	N	29,768	28,904			58,672	
44.	Texas.....	TX	N	116,813				116,813	
45.	Utah.....	UT	N	11,226				11,226	
46.	Vermont.....	VT	N	16,097				16,097	
47.	Virginia.....	VA	N	66,983				66,983	
48.	Washington.....	WA	N	21,011				21,011	
49.	West Virginia.....	WV	N	2,954				2,954	
50.	Wisconsin.....	WI	N	15,230				15,230	
51.	Wyoming.....	WY	N	11,100				11,100	
52.	American Samoa.....	AS	N					0	
53.	Guam.....	GU	N					0	
54.	Puerto Rico.....	PR	N	3,978				3,978	
55.	US Virgin Islands.....	VI	N					0	
56.	Northern Mariana Islands.....	MP	N					0	
57.	Canada.....	CAN	N	11,048				11,048	
58.	Aggregate Other Alien.....	OT	XXX	65,374	0	0	0	65,374	0
59.	Subtotal.....	(a)	1	45,498,250	55,838,799	0	0	101,337,049	170,000
90.	Reporting entity contributions for employee benefit plans.....	XXX						0	
91.	Dividends or refunds applied to purchase paid-up additions and annuities.....	XXX		208				208	
92.	Dividends or refunds applied to shorten endowment or premium paying period.....	XXX						0	
93.	Premium or annuity considerations waived under disability or other contract provisions.....	XXX		1,529				1,529	
94.	Aggregate other amounts not allocable by State.....	XXX		0	1,949,262	0	0	1,949,262	0
95.	Totals (Direct Business).....	XXX		45,499,987	57,788,061	0	0	103,288,048	170,000
96.	Plus reinsurance assumed.....	XXX						0	
97.	Totals (All Business).....	XXX		45,499,987	57,788,061	0	0	103,288,048	170,000
98.	Less reinsurance ceded.....	XXX		28,354,124	51,355,961			79,710,085	
99.	Totals (All Business) less reinsurance ceded.....	XXX		17,145,863	6,432,100	(b)	0	23,577,963	170,000

**DETAILS OF WRITE-INS**

58001.	Other alien.....	XXX		65,374				65,374	
58002.	.....	XXX						0	
58003.	.....	XXX						0	
58998.	Summ. of remaining write-ins for line 58 from overflow page.....	XXX		0	0	0	0	0	0
58999.	Total (Lines 58001 thru 58003 plus 58998) (Line 58 above).....	XXX		65,374	0	0	0	65,374	0
9401.	Internal policy exchanges.....	XXX			1,949,262			1,949,262	
9402.	.....	XXX						0	
9403.	.....	XXX						0	
9498.	Summ. of remaining write-ins for line 94 from overflow page.....	XXX		0	0	0	0	0	0
9499.	Total (Lines 9401 thru 9403 plus 9498) (Line 94 above).....	XXX		0	1,949,262	0	0	1,949,262	0

(L) - Licensed or Chartered - Licensed Insurance Carrier or Domiciled RRG; (R) - Registered - Non-domiciled RRGs; (Q) - Qualified - Qualified or Accredited Reinsurer;  
 (E) - Eligible - Reporting Entities eligible or approved to write Surplus Lines in the state; (N) - None of the above - Not allowed to write business in the state.

**Explanation of basis of allocation by states, etc., of premiums and annuity considerations.**

Premiums for Individual Life Policies are distributed according to the address to which the premium notices are sent (if applicable). Considerations for Individual Fixed and Variable Benefit Annuities are distributed according to the state in which the annuitant or owner resides or the address designated as the one to which business communications should be sent (if applicable).

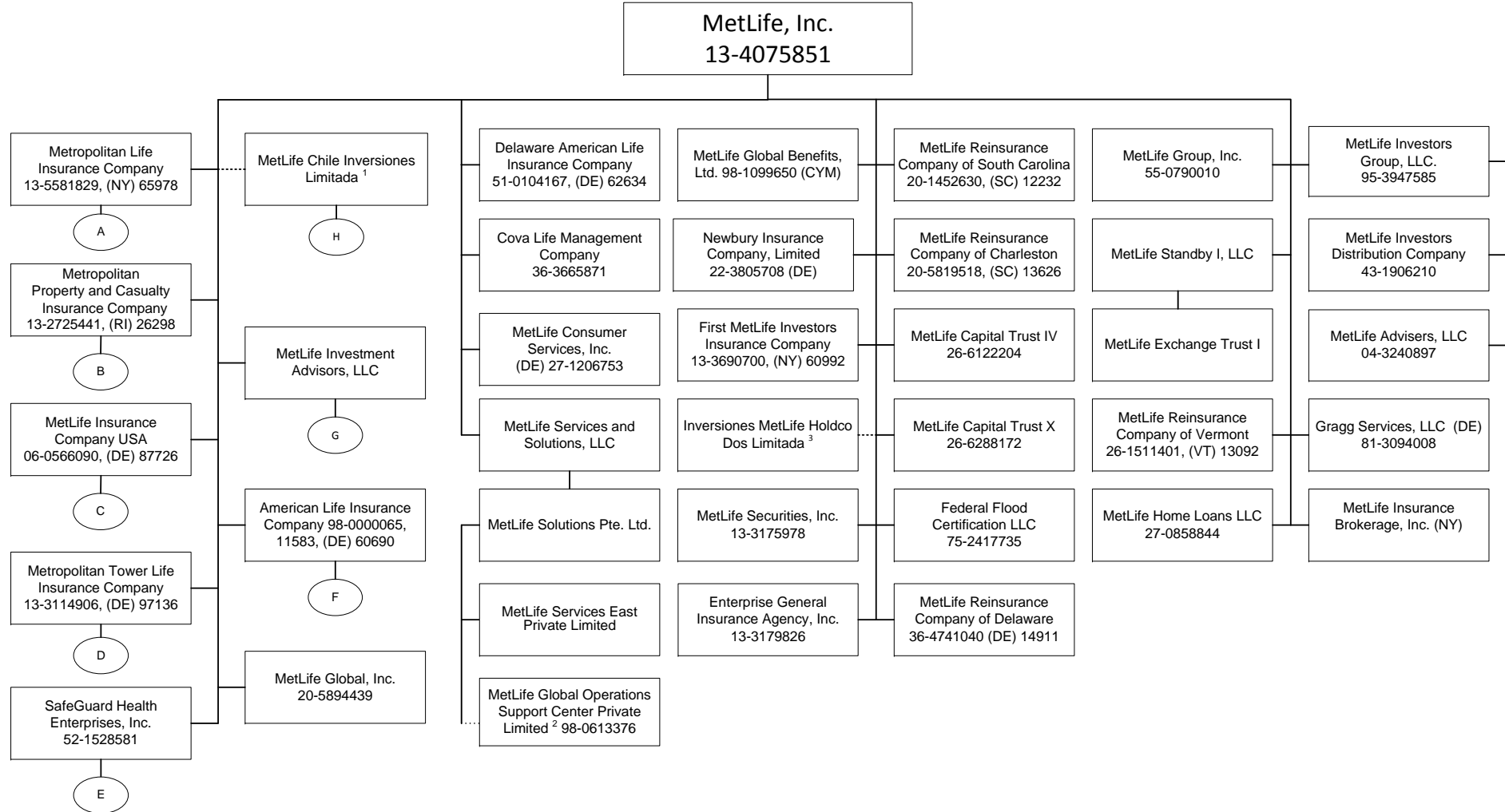
For Group Annuity contracts that are allocable, considerations are generally assigned to the state where the person making the contribution resides (if applicable). For Group Annuity contracts that are not allocable, considerations are assigned to the principal place of business of the contract sponsor (if applicable). Deposit-type funds for group contracts are allocated to the principal place of business of the plan sponsor, typically the employer that has established a pension or profit sharing plan for the benefit of its employees (if applicable). For individual agreements, deposit-type funds are allocated to the residence of the owner of the contract (if applicable).

(a) Insert the number of "L" responses except for Canada and Other Alien.

(b) Column 4 should balance with Exhibit 1, Lines 6.4, 10.4 and 16.4, Cols. 8, 9, and 10, or with Schedule H, Part 1, Column 1, Line 1. Indicate which:

SCHEDULE Y - INFORMATION CONCERNING ACTIVITIES OF INSURER MEMBERS OF A HOLDING COMPANY GROUP

PART 1 - ORGANIZATIONAL CHART



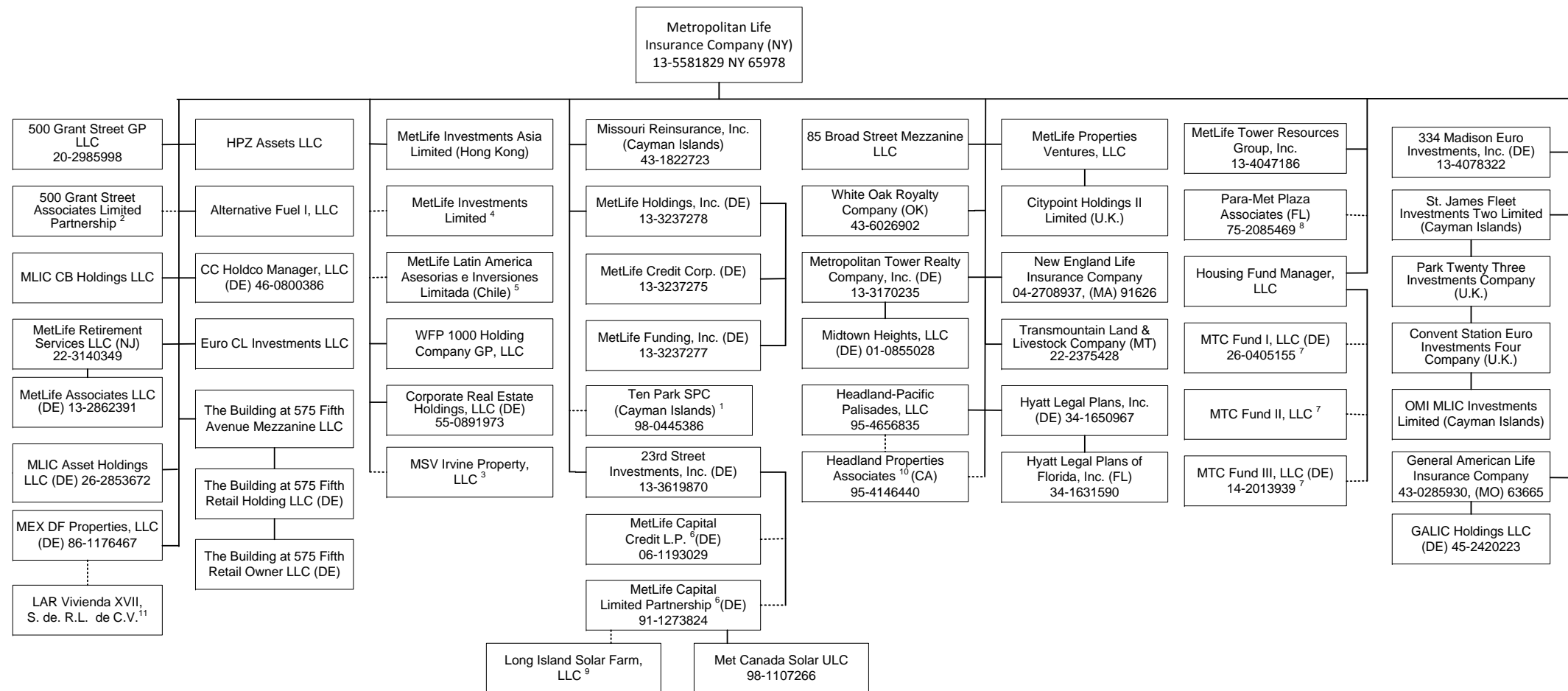
1 72.35% is owned by MetLife, Inc., 24.88236% by American Life Insurance Company, 2.76654% is owned by Inversiones MetLife Holdco Dos Limitada and 0.00000004% is owned by Natiloportem Holdings, LLC.  
 2 99.99999% is owned by MetLife Solutions Pte. Ltd. and 0.00001% is owned by Natiloportem Holdings, LLC.  
 3 99.99946% of Inversiones MetLife Holdco Dos Limitada is owned by MetLife, Inc., 0.000535% is owned by MetLife International Holdings, LLC. and 0.0000054% is owned by Natiloportem Holdings, LLC.

Q12

SCHEDULE Y - INFORMATION CONCERNING ACTIVITIES OF INSURER MEMBERS OF A HOLDING COMPANY GROUP

PART 1 - ORGANIZATIONAL CHART

A

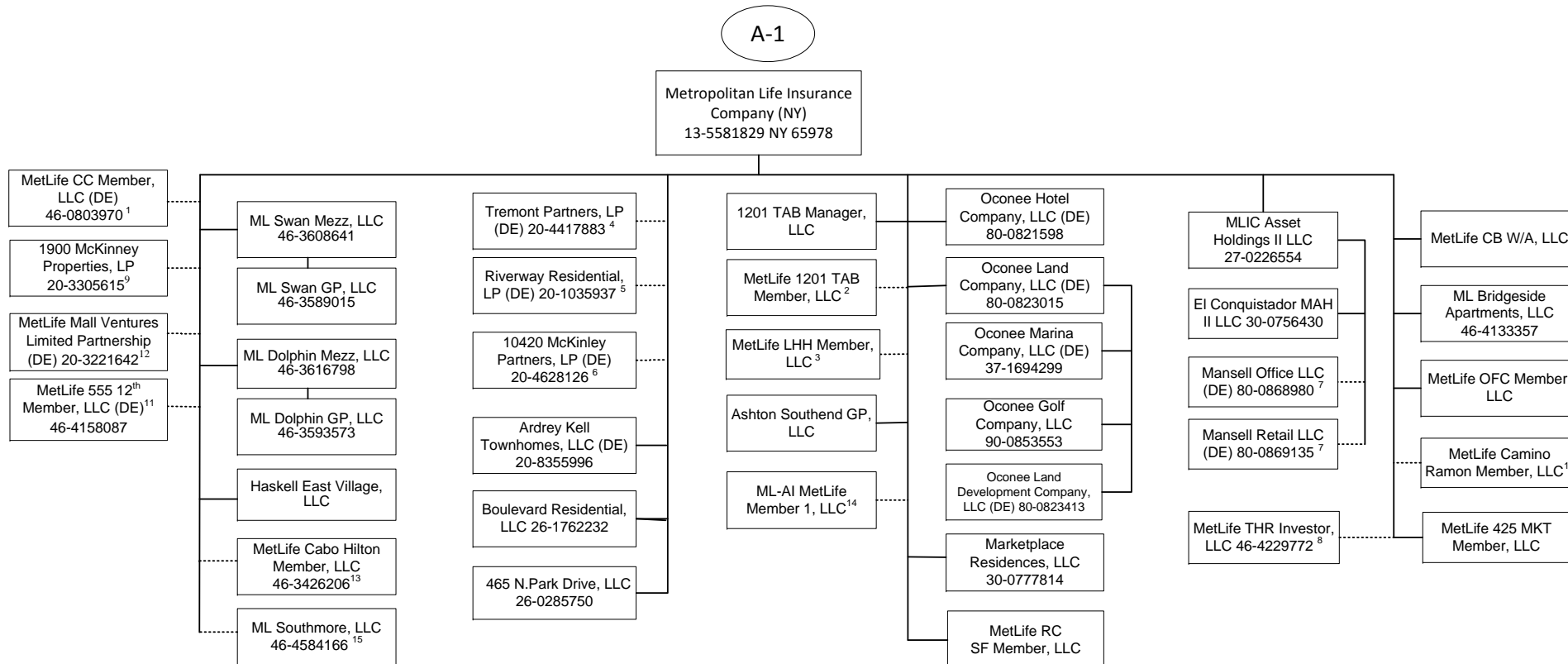


Q12.1

1 1% voting control of Ten Park SPC is held by 23<sup>rd</sup> Street Investments, Inc.  
 2 99% of 500 Grant Street Associates Limited Partnership is held by Metropolitan Life Insurance Company and 1% by 500 Grant Street GP LLC.  
 3 4% of MSV Irvine Property, LLC is owned by Metropolitan Tower Realty Company, Inc. and 96% is owned by Metropolitan Life Insurance Company.  
 4 23<sup>rd</sup> Street Investments, Inc. holds one share of MetLife Investments Limited.  
 5 23<sup>rd</sup> Street Investments, Inc. holds .01% of MetLife Latin American Asesorias e Inversiones Limitada.  
 6 1% general partnership interest is held by 23<sup>rd</sup> Street Investment, Inc. and 99% limited partnership interest is held by Metropolitan Life Insurance Company.  
 7 Housing Fund Manager, LLC is the managing member and the remaining interests are held by a third party member.  
 8 75% of the general partnership is held by Metropolitan Life Insurance Company and 25% of the general partnership is held by Metropolitan Tower Realty Company, Inc.  
 9 9.61% membership interest is held by MetLife Renewables Holding, LLC and 90.39% membership interest is held by LISF Solar Trust in which MetLife Capital Limited Partnership has a 100% beneficial interest.  
 10 Metropolitan Life Insurance Company owns 99% of Headland Properties Associates and Headland-Pacific Palisades, LLC owns the other 1%.  
 11 99.99% of LAR Vivienda XVII S. de R.L. de C.V. is owned by MEX DF Properties, LLC and 0.01% is owned by Euro CL Investments LLC.

SCHEDULE Y - INFORMATION CONCERNING ACTIVITIES OF INSURER MEMBERS OF A HOLDING COMPANY GROUP

PART 1 - ORGANIZATIONAL CHART



Q12.2

1 63.415% of MetLife CC Member, LLC is held by Metropolitan Life Insurance Company, 31.707% by MetLife Insurance Company USA and 4.878% by General American Life Insurance Company.

2 96.9% of MetLife 1201 TAB Member, LLC is owned by Metropolitan Life Insurance Company and 3.10% is owned by Metropolitan Property and Casualty Insurance Company.

3 69.23% of MetLife LHH Member, LLC is owned by Metropolitan Life Insurance Company, 19.78% is owned by MetLife Insurance Company USA and 10.99% is owned by New England Life Insurance Company.

4 99.9% LP Interest of Tremont Partners, LP is owned by Metropolitan Life Insurance Company and .1% GP is owned by Ashton Southend GP, LLC.

5 99.9% LP Interest of Riverway Residential, LP is owned by Metropolitan Life Insurance Company and .1% GP interest is owned by Metropolitan Tower Realty Company, Inc.

6 99.9% LP interest of 10420 McKinley Partners, LP is owned by Metropolitan Life Insurance Company and .1% GP interest is owned by Metropolitan Tower Realty Company, Inc.

7 73.0284% is owned by MLIC Asset Holdings II LLC and 26.9716% is owned by MLIC CB Holdings LLC.

8 85% of MetLife THR Investors, LLC is owned by Metropolitan Life Insurance Company and 15% by MetLife Insurance Company USA.

9 99.9% LP interest of 1900 McKinley Properties, LP is owned by Metropolitan Life Insurance Company and 0.1% GP interest is owned by Metropolitan Tower Realty Company, Inc.

10 78.6% of MetLife Camino Ramon Member, LLC is owned by Metropolitan Life Insurance Company and 21.4% by MetLife Insurance Company USA.

11 MetLife 555 12th Member, LLC is owned at 69.4% by Metropolitan Life Insurance Company, 25.2% by MetLife Insurance Company USA and 5.4% by General American Life Insurance Company.

12 99% LP interest of MetLife Mall Ventures Limited Partnership is owned by Metropolitan Life Insurance Company and 1% GP interest is owned by Metropolitan Tower Realty Company, Inc.

13 54.129% of MetLife Cabo Hilton Member, LLC is owned by Metropolitan Life Insurance Company, 28.971% by MetLife Insurance Company USA and 16.9% by General American Life Insurance Company.

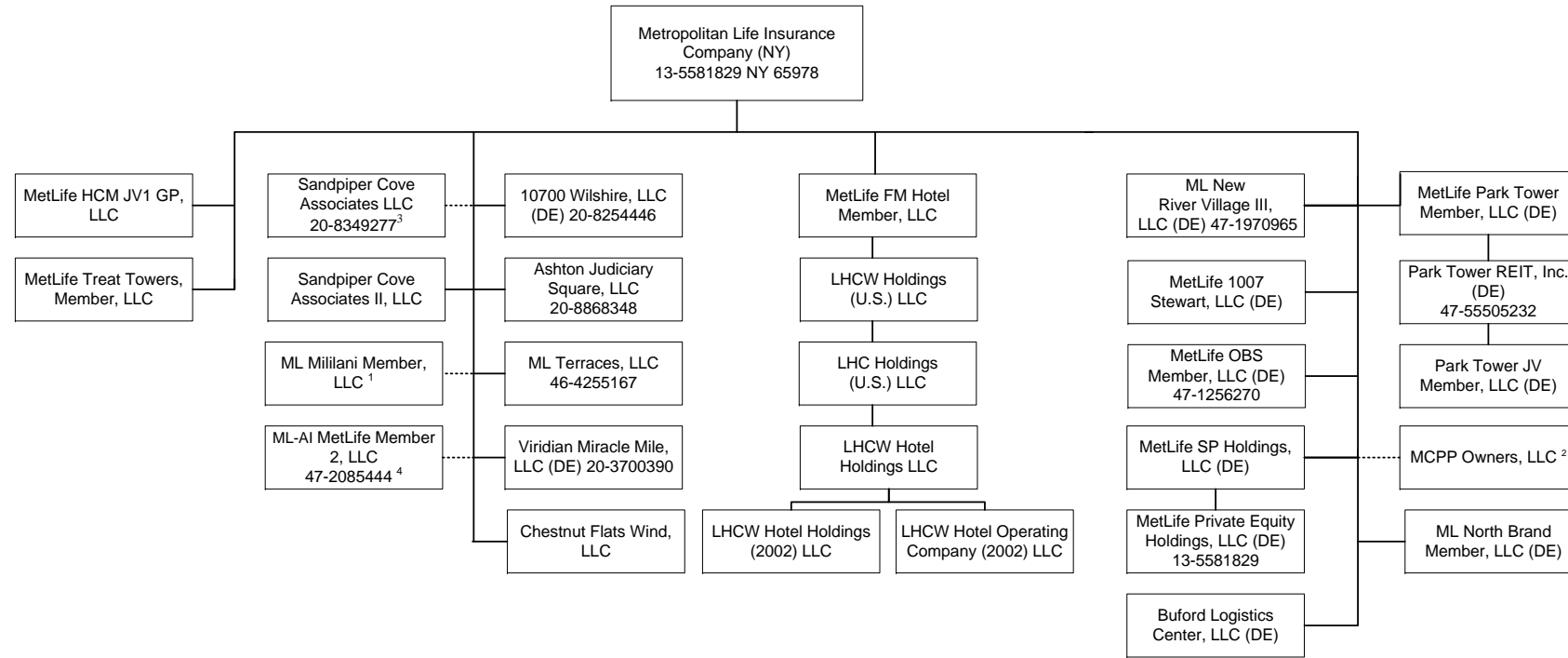
14 83.675% of the membership interest is owned by Metropolitan Life Insurance Company, 11.524% by MetLife Insurance Company USA and 4.801% by Metropolitan Property and Casualty Insurance Company.

15 75.12% of ML Southmore, LLC is owned by Metropolitan Life Insurance Company and 24.88% by MetLife Insurance Company USA.

SCHEDULE Y - INFORMATION CONCERNING ACTIVITIES OF INSURER MEMBERS OF A HOLDING COMPANY GROUP

PART 1 - ORGANIZATIONAL CHART

A-2



1 ML Mililani Member, LLC is owned at 70% by Metropolitan Life Insurance Company, 25% by MetLife Insurance Company USA and 5% by General American Life Insurance Company.

2 MCPPI Owners, LLC is owned at 60.42% by Metropolitan Life Insurance Company, 5.435% by MetLife Insurance Company USA, 0.603% by General American Life Insurance Company, 1.616% by Metropolitan Tower Life Insurance Company, 13.278% by MTL Leasing, LLC, and 18.641% by Daniel/MetLife Midtown Atlanta Master Limited Liability Company.

3 90.59% of the membership interest is owned by Metropolitan Life Insurance Company and 9.41% of the membership interest is owned by Metropolitan Tower Realty Company, Inc.

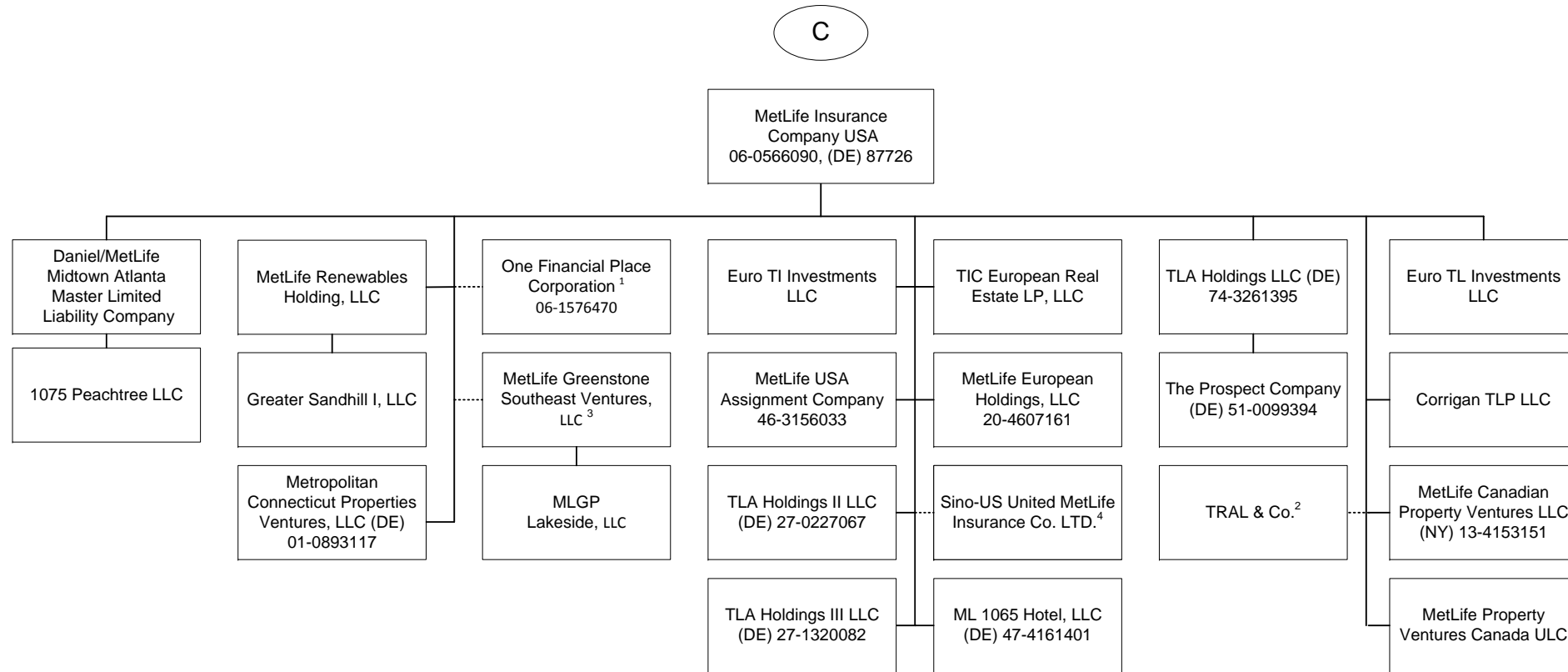
4 82% of ML-AI MetLife Member 2, LLC is owned by Metropolitan Life Insurance Company and 18% by MetLife Insurance Company USA.

Q12.3



SCHEDULE Y - INFORMATION CONCERNING ACTIVITIES OF INSURER MEMBERS OF A HOLDING COMPANY GROUP

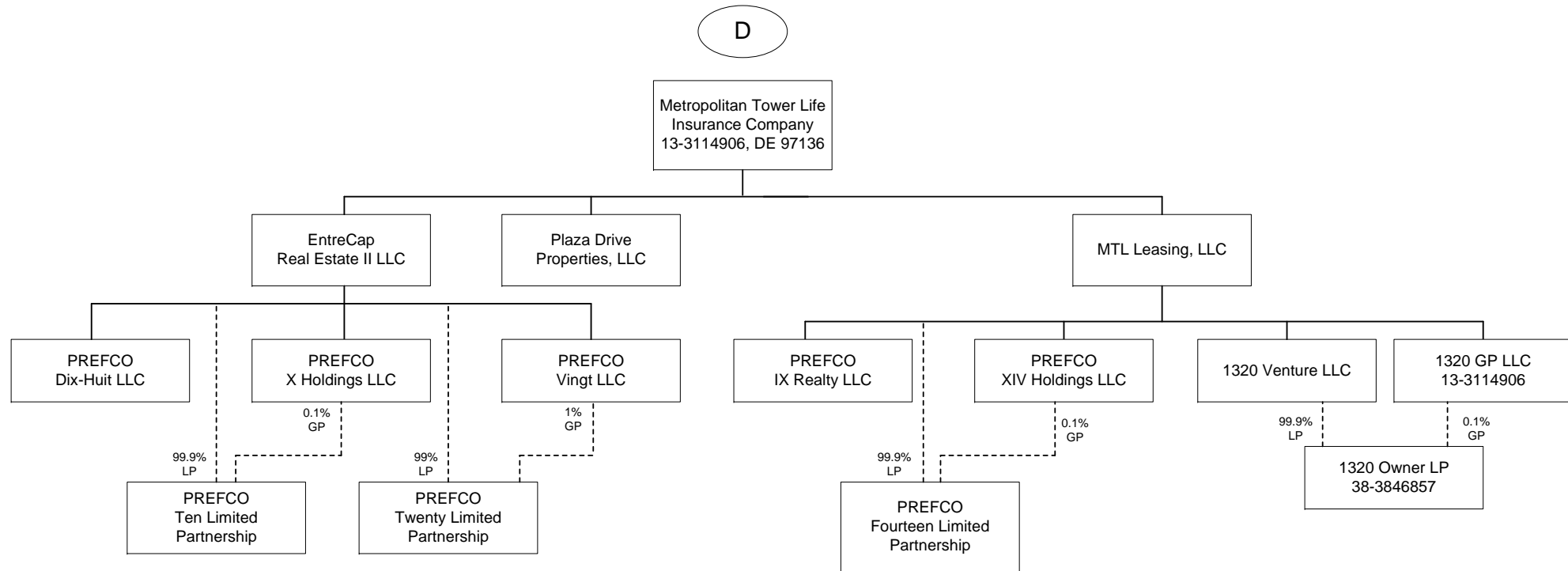
PART 1 - ORGANIZATIONAL CHART



1 100% is owned, in the aggregate, by MetLife Insurance Company USA.  
 2 TRAL & Co. is a general partnership. Its partners are MetLife Insurance Company USA and Metropolitan Life Insurance Company.  
 3 5% of MetLife Greenstone Southeast Ventures, LLC is owned by Metropolitan Connecticut Properties Ventures, LLC.  
 4 Sino-US United MetLife Insurance Co. Ltd. is owned at 27.8% by MetLife Insurance Company USA, 22.2% by Metropolitan Life Insurance Company and 50% by a third party.

SCHEDULE Y - INFORMATION CONCERNING ACTIVITIES OF INSURER MEMBERS OF A HOLDING COMPANY GROUP

PART 1 - ORGANIZATIONAL CHART

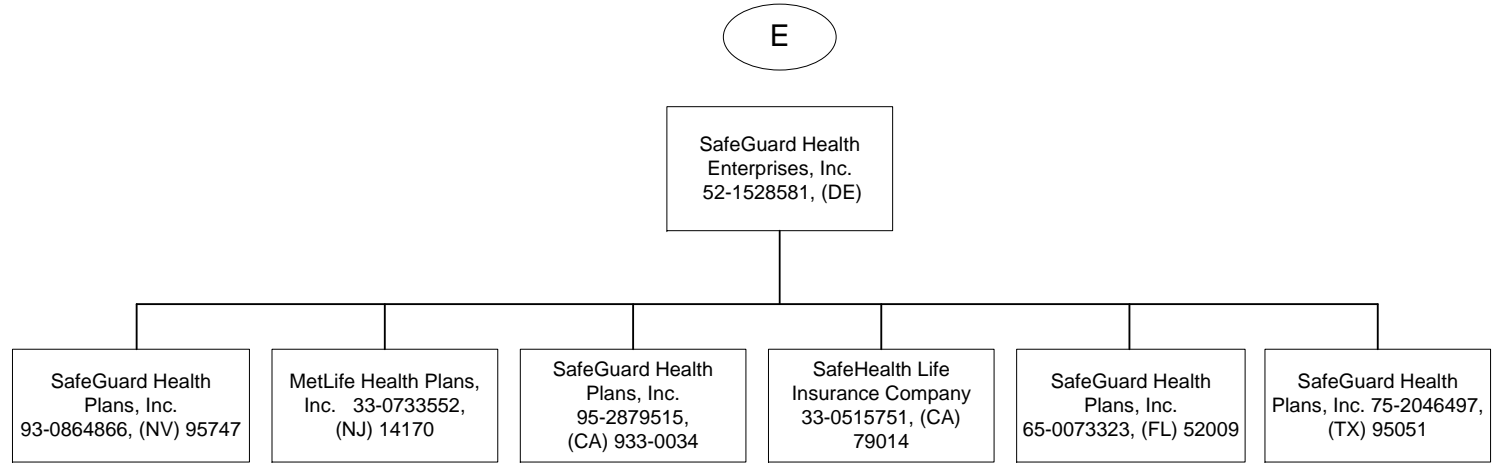


Q12.6

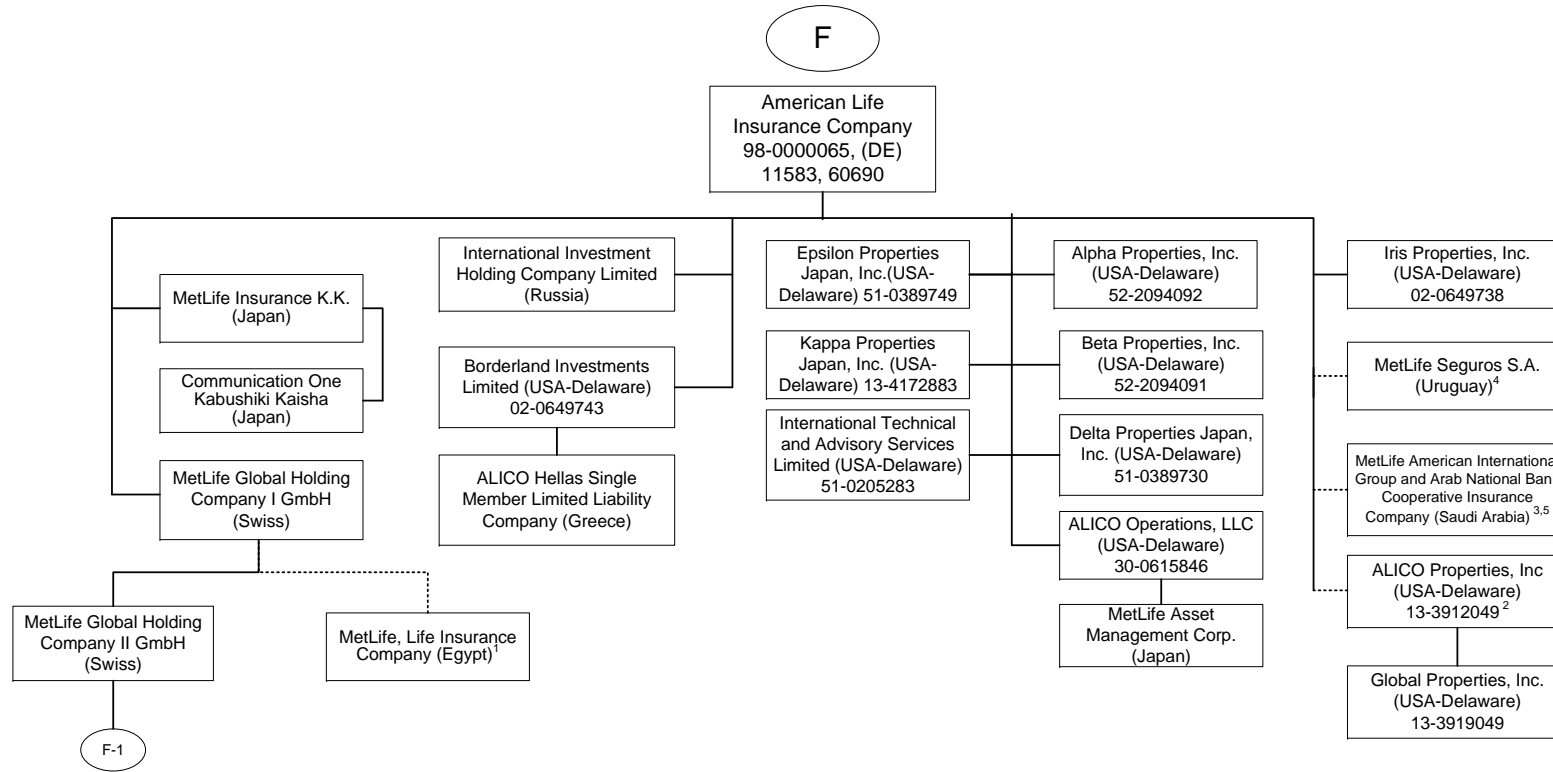


SCHEDULE Y - INFORMATION CONCERNING ACTIVITIES OF INSURER MEMBERS OF A HOLDING COMPANY GROUP

PART 1 - ORGANIZATIONAL CHART



SCHEDULE Y - INFORMATION CONCERNING ACTIVITIES OF INSURER MEMBERS OF A HOLDING COMPANY GROUP  
PART 1 - ORGANIZATIONAL CHART



Q12.8

<sup>1</sup> 84.125% of MetLife, Life Insurance Company is owned by MetLife Global Holding Company I GmbH and the remaining interest by third parties.

<sup>2</sup> 51% of ALICO Properties, Inc. is owned by American Life Insurance Company and the remaining interest by third parties.

<sup>3</sup> The Delaware Department of Insurance approved a disclaimer of affiliation and therefore, this company is not considered an affiliate under Delaware Law.

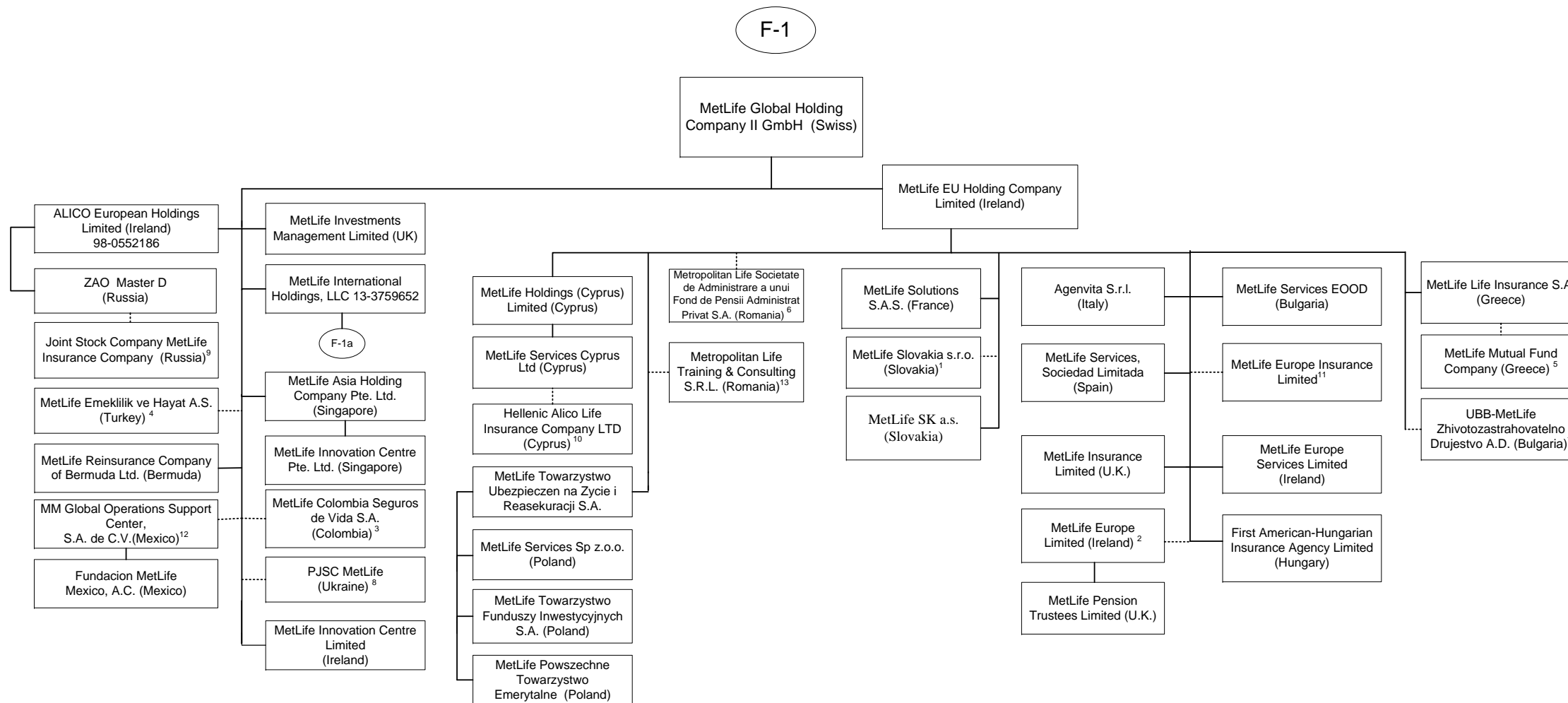
<sup>4</sup> 74.9187% MetLife Seguros S.A. (Uruguay) is owned by American Life Insurance Company, 25.0798% is owned by MetLife, Inc. and 0.0015% by third party (Oscar Schmidt).

<sup>5</sup> 30% of MetLife, American International Group and Arab National Bank Cooperative Insurance Company is owned by American Life Insurance Company and the remaining interest by third parties.

SCHEDULE Y - INFORMATION CONCERNING ACTIVITIES OF INSURER MEMBERS OF A HOLDING COMPANY GROUP

PART 1 - ORGANIZATIONAL CHART

Q12.9

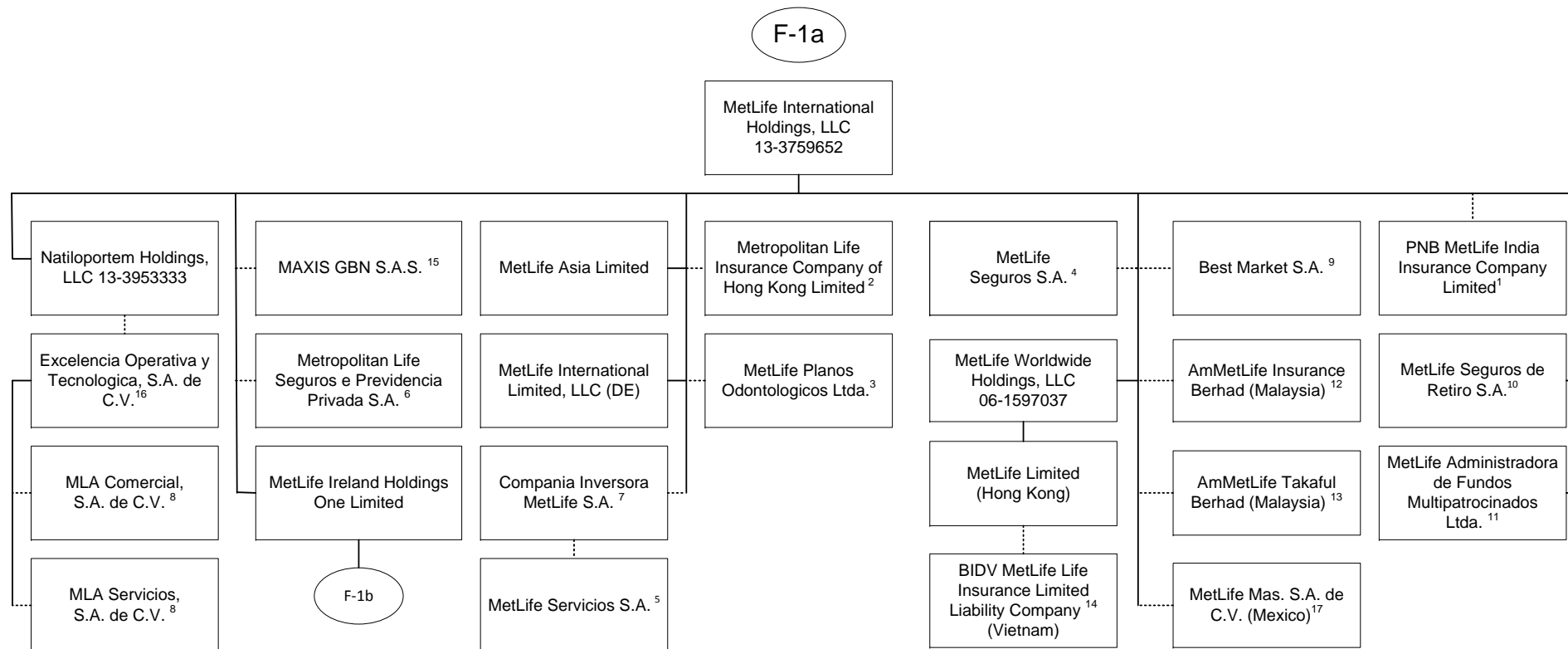


1 99.956% of MetLife Slovakia s.r.o. is owned by MetLife EU Holding Company Limited and 0.044% is owned by International Technical and Advisory Services Limited.  
 2 American Life Insurance Company holds a 3.9967583% interest in this entity, MetLife Holding (Cyprus) Limited holds 0.0000228% interest in this entity, and International Technical and Advisory Services holds .0000913% interest in this entity.  
 3 89.9999663% of MetLife Colombia Seguros de Vida S.A. is owned by MetLife Global Holding Company II GmbH, 10.0000295% is owned by MetLife Global Holding Company I GmbH, International Technical and Advisory Services Limited, Borderland Investments Limited, MetLife International Holdings, LLC and Natlioportem Holdings, LLC each owns 0.0000014%.  
 4 99.98% of MetLife Emekliik ve Hayat A.S. is owned by MetLife Global Holding Company II GmbH (Swiss) and the remaining by third parties.  
 5 90% of MetLife Mutual Fund Company is owned by MetLife Life Insurance S.A. and the remaining interest by a third party.  
 6 99.9836% of Metropolitan Life Societate de Administrare a unui Fond de Pensii Administrat Privat S.A. is owned by MetLife EU Holding Company Limited and 0.0164% by MetLife Services Sp z.o.o.

7 40% of UBB-MetLife Zhivotozastrahovatelno Drujestvo AD is owned by MetLife EU Holding Company Limited and the remaining by third parties  
 8 99.9988% of PJSC MetLife is owned by MetLife Global Holding Company II GmbH, .0006% is owned by International Technical and Advisory Services Limited and the remaining .0006% is owned by Borderland Investments Limited.  
 9 ZAO Master D owns 51% of Joint Stock Company MetLife Insurance Company and MetLife Global Holding Company II GmbH owns the other 49%.  
 10 27.5% of Hellenic Alico Life Insurance Company Ltd. is owned by MetLife Services Cyprus Ltd (Cyprus) and the remaining by a third party.  
 11 MetLife Europe Insurance Limited is held by MetLife EU Holding Company Limited at 93% and the remaining 7% is held by American Life Insurance Company.  
 12 99.999509% of MM Global Operations Support Center S.A. de C.V. (Mexico) is held by MetLife Global Holding Company II GmbH (Swiss) and 0.000491% is held by MetLife Global Holding Company I GmbH (Swiss).  
 13 99.99% of Metropolitan Life Training & Consulting S.R.L. is owned by MetLife EU Holding Company limited and the remaining 0.01% is owned by MetLife Global Holding Company II GmbH.

SCHEDULE Y - INFORMATION CONCERNING ACTIVITIES OF INSURER MEMBERS OF A HOLDING COMPANY GROUP

PART 1 - ORGANIZATIONAL CHART

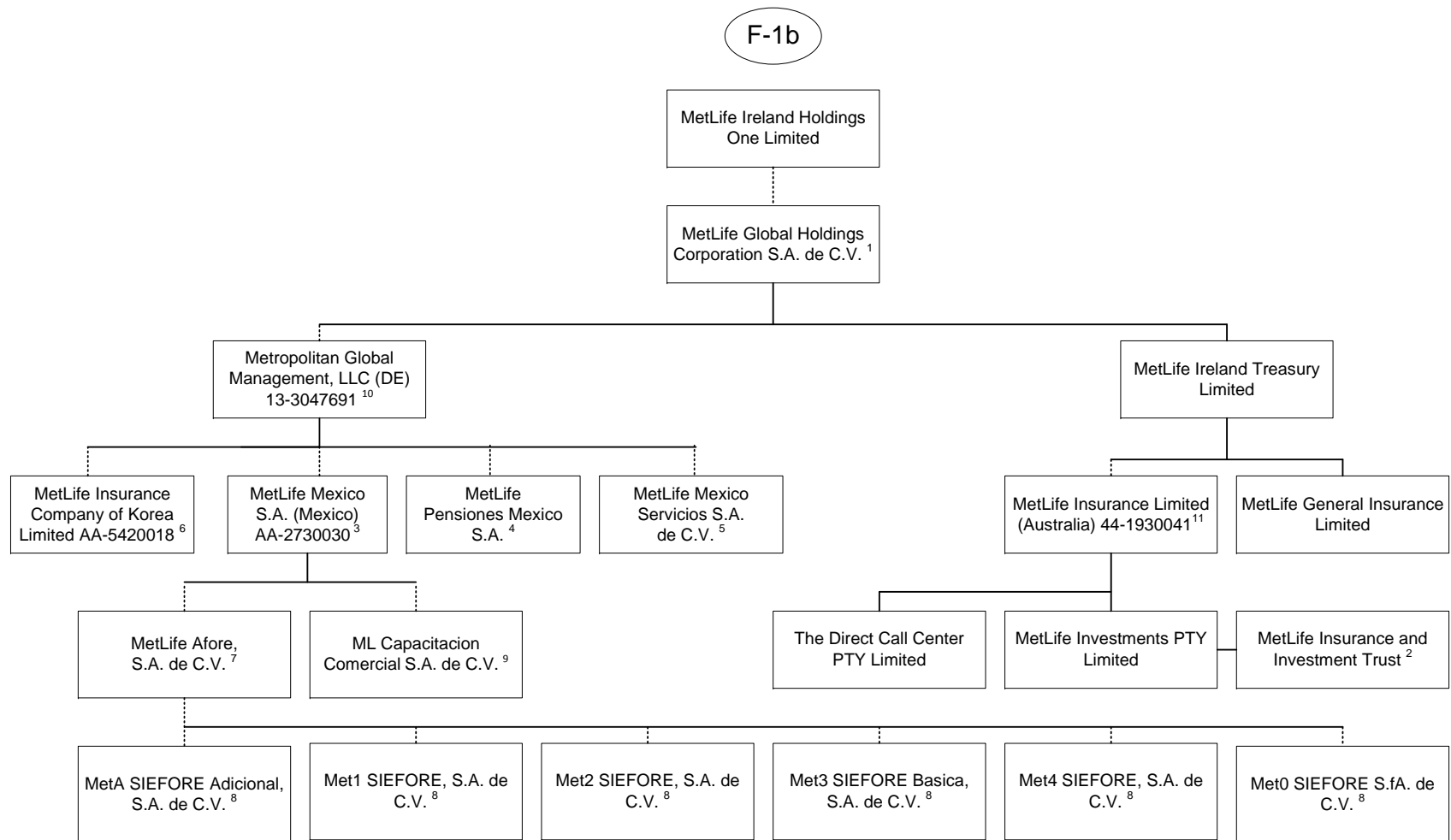


Q12.10

1 26% is owned by MetLife International Holdings, LLC and 74% is owned by third parties.  
 2 99.99935% is owned by MetLife International Holdings, LLC and 0.00065% is owned by Natiloportem Holdings, LLC.  
 3 99.999% is owned by MetLife International Holdings, LLC and .001% is owned by Natiloportem Holdings, LLC.  
 4 95.5242% is owned by MetLife International Holdings, LLC and 2.6753% is owned by Natiloportem Holdings, LLC, and 1.8005% is owned by International Technical and Advisory Services Limited.  
 5 18.87% of the shares of MetLife Servicios S.A. are held by Compania Inversora MetLife S.A., 79.88% is owned by MetLife Seguros S.A., .99% is held by Natiloportem Holdings, LLC and .26% is held by MetLife Seguros de Retiro S.A.  
 6 66.662% is owned by MetLife International Holdings, LLC, 33.337% is owned by MetLife Worldwide Holdings, LLC and 0.001% is owned by Natiloportem Holdings, LLC.  
 7 95.46% is owned by MetLife International Holdings, LLC and 4.54% is owned by Natiloportem Holdings, LLC.  
 8 99% is owned by Excelencia Operativa y Tecnologica, S.A. de C.V. and 1% is owned by MetLife Mexico Servicios S.A. de C.V.  
 9 5% of the shares are held by Natiloportem Holdings, LLC and 95% is owned by MetLife International Holdings, LLC.  
 10 96.8897% is owned by MetLife International Holdings, LLC, 3.1102% is owned by Natiloportem Holdings, and .0001% is owned by International Technical and Advisory Services Limited.  
 11 99.99998% of MetLife Administradora de Fondos Multipatrocিনados Ltda. is owned by MetLife International Holdings, LLC and .00002% by Natiloportem Holdings, LLC.  
 12 50.000001% of AmMetLife Insurance Berhad is owned by MetLife International Holdings, LLC and the remainder by a third party.  
 13 49.999999% of AmMetLife Takaful Berhad is owned by MetLife International Holdings, LLC and the remainder by a third party.  
 14 60% of BIDV MetLife Life Insurance Limited Liability Company is held by MetLife Limited (Hong Kong) and the remainder by third parties.  
 15 50% of MAXIS GBN S.A.S. is held by MetLife International Holdings, LLC and the remainder by third parties.  
 16 99% of Excelencia Operativa y Tecnologica, S.A. de C.V. is held by Natiloportem Holdings, LLC and 1% by MetLife Mexico Servicios S.A. de C.V.  
 17 99.99964399% MetLife Mas, SA de CV is owned by MetLife International Holdings, LLC and .00035601% is owned by International Technical and Advisory Services Limited.

SCHEDULE Y - INFORMATION CONCERNING ACTIVITIES OF INSURER MEMBERS OF A HOLDING COMPANY GROUP

PART 1 - ORGANIZATIONAL CHART



1 98.9% is owned by MetLife Ireland Holdings One Limited and 1.1% is owned by MetLife International Limited, LLC.

2 MetLife Insurance and Investment Trust is a trust vehicle, the trustee of which is MetLife Investments PTY Limited ("MIPL"). MIPL is a wholly owned subsidiary of MetLife Insurance Limited.

3 99.050271% is owned by Metropolitan Global Management, LLC and .949729% is owned by MetLife International Holdings, LLC.

4 97.5125% is owned by Metropolitan Global Management, LLC and 2.4875% is owned by MetLife International Holdings, LLC.

5 98% is owned by Metropolitan Global Management, LLC and 2% is owned by MetLife International Holdings, LLC.

6 14.64% is owned by MetLife Mexico, S.A. and 85.36% is owned by Metropolitan Global Management, LLC.

7 99.99% is owned by MetLife Mexico S.A. (Mexico) and .01% is owned by MetLife Pensiones S.A.

8 99.99% is owned by MetLife Afore, S.A. de C.V. and .01% is owned by MetLife Mexico S.A. (Mexico).

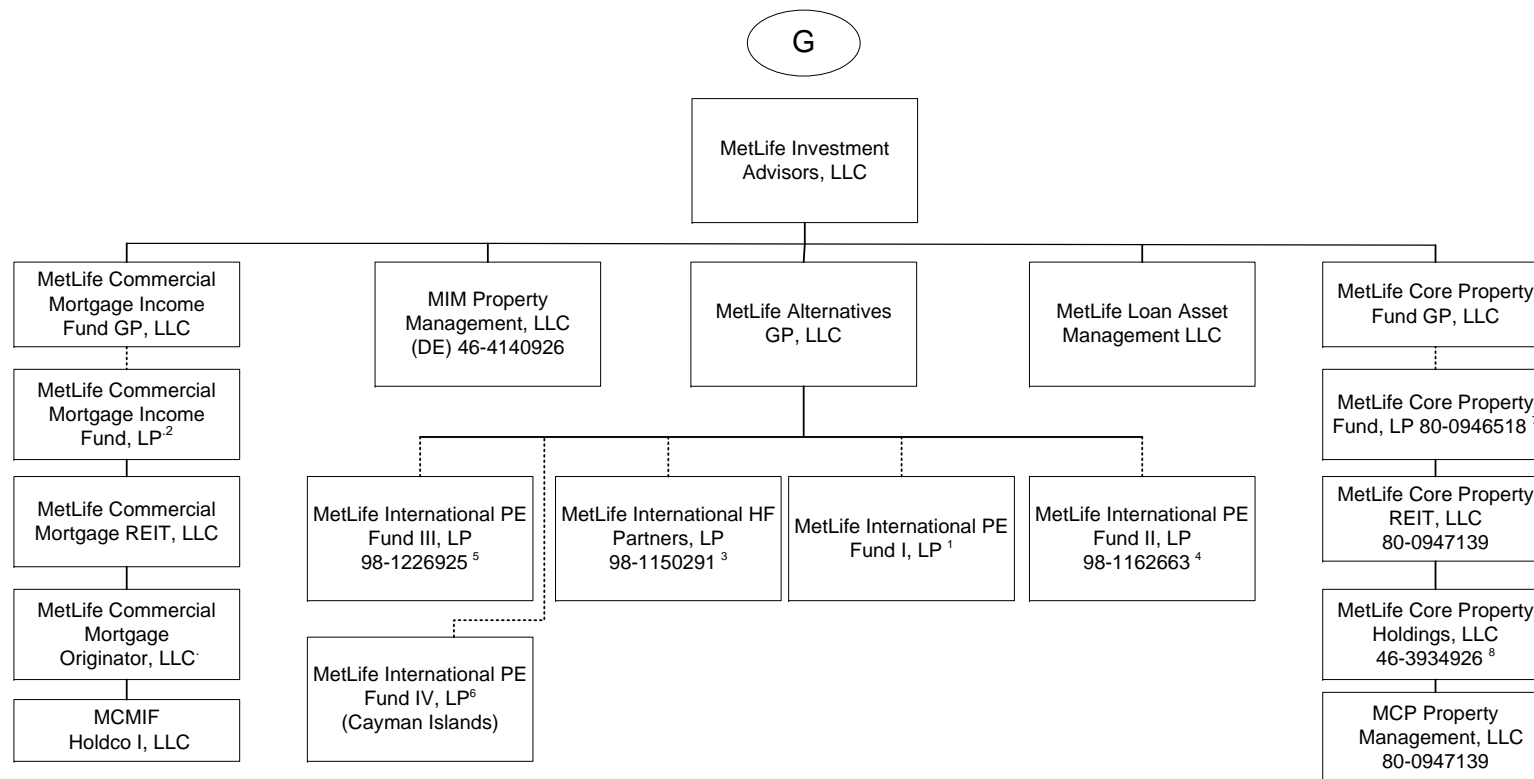
9 99% is owned by MetLife Mexico S.A. and 1% is owned by MetLife Mexico Servicios, S.A. de C.V.

10 99.7% is owned by MetLife Global Holdings Corporation S.A. de C.V. and 0.3% is owned by MetLife International Holdings, LLC.

11 91.16468% of MetLife Insurance Limited (Australia) is owned by MetLife Ireland Treasury Limited and 8.83532% by MetLife Global Holdings Corp. S.A. de C.V.

SCHEDULE Y - INFORMATION CONCERNING ACTIVITIES OF INSURER MEMBERS OF A HOLDING COMPANY GROUP

PART 1 - ORGANIZATIONAL CHART



1 92.593% of the Limited partnership interests of this entity is owned by MetLife Insurance K.K, 4.115% is owned by MetLife Mexico S.A., 2.716% by MetLife Limited (Hong Kong) and the remaining 0.576% is owned by Metropolitan Life Insurance Company of Hong Kong Limited.

2 MetLife Commercial Mortgage Income Fund GP, LLC is the general partner of MetLife Commercial Mortgage Income Fund, LP (the "Fund"). A majority of the limited partnership interests in the Fund are held by third parties. The following affiliates hold a minority share of the limited partnership interests in the Fund: Metropolitan Life Insurance Company owns 28.87%, MetLife Insurance Company USA owns 9.62%, MetLife Insurance Co. of Korea, Limited owns 5.71%, MetLife Limited owns 3.64%, and Metropolitan Life Insurance Company of Hong Kong Limited owns .77%.

3 88.22% of the Limited partnership interests of this entity is owned by MetLife Insurance K.K (Japan), 9.47% is owned by MetLife Insurance Company of Korea Limited, 2.29% is owned by MetLife Limited (Hong Kong) and 0.02% is owned by MetLife Alternatives, GP.

4 94.54% of the limited partnership interest of MetLife International PE Fund II, LP is owned by MetLife Insurance K.K. (Japan), 2.77% is owned by MetLife Limited (Hong Kong), 2.1% is owned by MetLife Mexico, S.A. and 0.59% is owned by Metropolitan Life Insurance Company Hong Kong Limited.

5 88.93% of the limited partnership interest of MetLife International PE Fund III, LP is owned by MetLife Insurance K.K. (Japan), 7.91% is owned by MetLife Insurance Company of Korea Limited, 2.61% is owned by MetLife Limited (Hong Kong) and 0.55% is owned by Metropolitan Life Insurance Company Hong Kong Limited.

6 94.70% of the limited partnership interests of MetLife International PE Fund IV, LP is owned by MetLife Insurance K.K, 3.79% is owned by MetLife Insurance Company of Korea Limited, 1.51% is owned by MetLife Limited (Hong Kong).

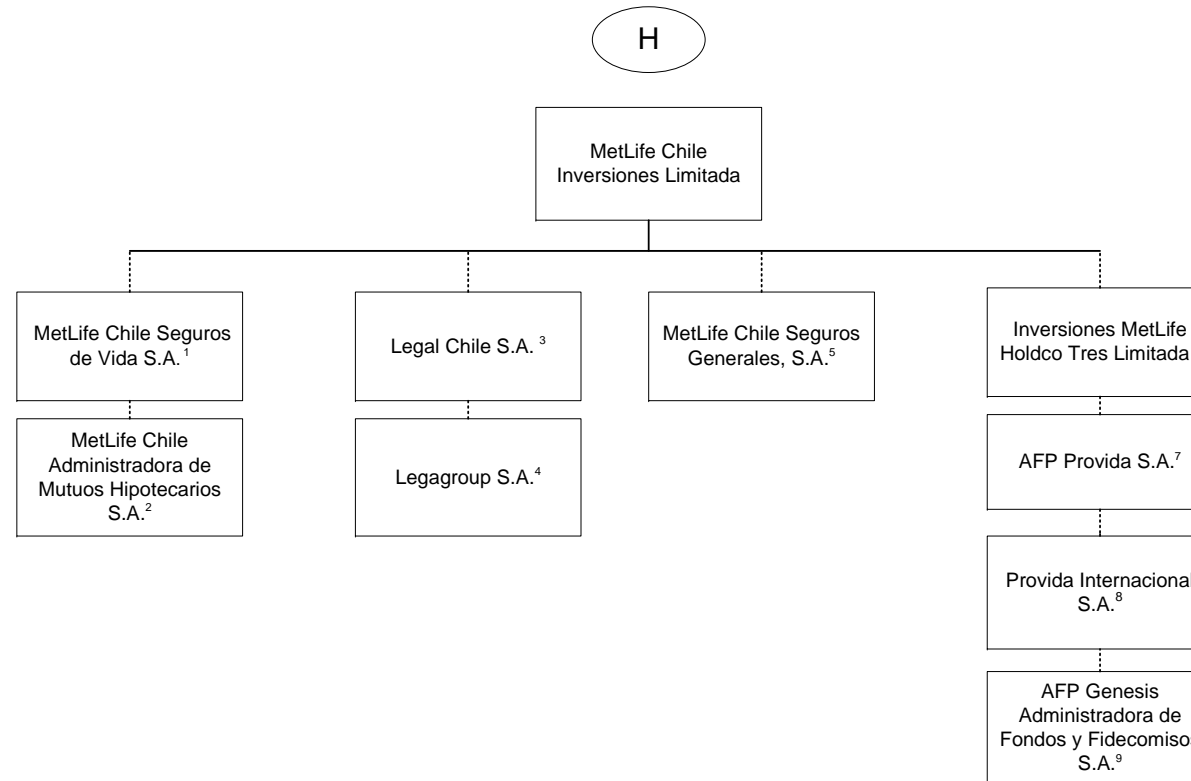
7 MetLife Core Property Fund GP, LLC is the general partner of MetLife Core Property Fund, LP (the "Fund"). A substantial majority of the limited partnership interests in the Fund are held by third parties. The following affiliates hold a minority share of the limited partnership interests in the Fund: Metropolitan Life Insurance Company owns 20.06%, Metropolitan Life insurance Company (on behalf of Separate Account 746) owns 3.24%, MetLife Insurance Company of Korea Limited owns 2.91%, General American Life Insurance Company owns 0.07% and MetLife Insurance Company USA owns 0.14%.

8 MetLife Core Property Holdings, LLC holds the following single-property limited liability companies: MCP 7 Riverway, LLC, MCP SoCal Industry- Redondo, LLC, MCP SoCal Industrial-Bernardo, LLC, MCP SoCal IndustrialCanyon, LLC, MCP SoCal Industrial-Anaheim, LLC, MCP SoCal Industrial-LAX, LLC, MCP SoCal Industrial-Fullerton, LLC, MCP SoCal Industrial-Ontario, LLC, MCP SoCal Industrial-Loker, LLC, MCP Paragon Point, LLC, MCP 4600 South Syracuse, LLC, MCP The Palms Doral, LLC, MCP Waterford Atrium, LLC, MCP EnV Chicago, LLC, MCP 100 Congress, LLC, MCP 1900 McKinney, LLC, MCP 550 West Washington, LLC, MCP Main Street Village, LLC, MCP Lodge At Lakecrest, LLC, MCP Ashton South End, LLC, MCP 3040 Post Oak, LLC, MCP Plaza at Legacy, LLC, MCP VOA Holdings, LLC, MCP VOA I& III, LLC, MCP VOA II, LLC, MPC 9020 Murphy Road, LLC, MCP Trimble Campus, LLC, MCP Highland Park Lender, LLC, MCP Property Management, LLC, MCP One Westside, LLC, MCP SoCal Industrial Springdale, LLC, MCP SoCal Industrial Concourse, LLC, MCP SoCal Industrial Kellwood, LLC, MCP Denver Pavilions Member, LLC., MCP Acquisition, LLC, MCP Buford Logistics Center 2 Member LLC, MCP DMCBP Phase II Member LLC, MCP 60<sup>th</sup> 11<sup>th</sup> Street Member, LLC, MCP Magnolia Park Member, LLC, MCP Fife Enterprise Member, LLC, MCP Alley 24 East, LLC, MCP Northyards Holdco, LLC, MCP Northyards Owner, LLC, MCP Northyards Master Lessee, LLC, 60 11th Street, LLC, Magnolia Park Greenville Venture, LLC, Denver Pavilions Venture, LLC, Magnolia Park Greenville, LLC, Denver Pavilions OwnerCo, LLC, and MetLife Core Property TRS, LLC.

Q12.12

SCHEDULE Y - INFORMATION CONCERNING ACTIVITIES OF INSURER MEMBERS OF A HOLDING COMPANY GROUP

PART 1 - ORGANIZATIONAL CHART



1 99.997% is held by MetLife Chile Inversiones Limitada and .003% by International Technical and Advisory Services Limited.  
 2 99.9% is held by MetLife Chile Seguros de Vida S.A. and 0.1% by MetLife Chile Inversiones Limitada.  
 3 51% of Legal Chile S.A. is owned by MetLife Chile Inversiones Limitada and the remainder by a third party.  
 4 99% of Legagroup S.A. is owned by Legal Chile S.A. and the remainder by a third party.  
 5 99.98% of MetLife Chile Seguros Generales, S.A. is owned by MetLife Chile Inversiones Limitada and 0.02% by Inversiones MetLife Holdco Dos Limitada.

6 97.13% of Inversiones MetLife Holdco Tres Limitada is owned by MetLife Chile Inversiones Limitada and 2.87% is owned by Inversiones MetLife Holdco Dos Limitada.  
 7 42.3815% of AFP Provida S.A. is owned by Inversiones MetLife Holdco Dos Limitada, 42.3815% owned by Inversiones MetLife Holdco Tres Limitada and 10.9224% by MetLife Chile Inversiones Limitada and the remainder is owned by the public  
 8 99.99% of Provida Internacional S.A. is owned by AFP Provida S.A. and .01% by MetLife Chile Inversiones Limitada.  
 9 99.9% of AFP Genesis Administradora de Fondos y Fidecomisos S.A. is owned by Provida Internacional S.A. and 0.1% by Inversiones Previsionales S.A.

SCHEDULE Y - INFORMATION CONCERNING ACTIVITIES OF INSURER MEMBERS OF A HOLDING COMPANY GROUP

PART 1 - ORGANIZATIONAL CHART

- 1) The voting securities (excluding directors' qualifying shares, if any) of each subsidiary shown on the organizational chart are 100% owned by their respective parent corporation, unless otherwise indicated.
- 2) The Metropolitan Money Market Pool and MetLife Intermediate Income Pool are pass-through investments pools, of which Metropolitan Life Insurance Company and/or its subsidiaries and/or affiliates are general partners.
- 3) The MetLife, Inc. organizational chart does not include real estate joint ventures and partnerships of which MetLife, Inc. and/or its subsidiaries is an investment partner. In addition, certain inactive subsidiaries have also been omitted.
- 4) MetLife Services EEIG is a cost-sharing mechanism used in European Union for European Union-affiliated members.



**SCHEDULE Y**

**PART 1A - DETAIL OF INSURANCE HOLDING COMPANY SYSTEM**

1	2	3	4	5	6	7	8	9	10	11	12	13	14	15
Group Code	Group Name	NAIC Company Code	ID Number	Federal RSSD	CIK	Name of Securities Exchange if Public Traded (U.S. or International)	Name of Parent, Subsidiaries or Affiliates	Domiciliary Location	Relationship to Reporting Entity	Directly Controlled by (Name of Entity/Person)	Type of Control (Ownership, Board, Management, Attorney-in-Fact, Influence, Other)	If Control is Ownership Provide Percentage	Ultimate Controlling Entity(ies)/Person(s)	*
<b>Members</b>														
0241	MetLife	00000	13-4075851	2945824	1099219	NYSE, ISE	MetLife, Inc.	DE	UDP	Board of Directors	Board of Directors		Board of Directors	
0241	MetLife	65978	13-5581829	1583845	937834	ISE	Metropolitan Life Insurance Company	NY	IA	MetLife, Inc.	Ownership	100.000	MetLife, Inc.	
0241	MetLife	00000	20-2985998				500 Grant Street GP, LLC	DE	NIA	Metropolitan Life Insurance Company	Ownership	100.000	MetLife, Inc.	
0241	MetLife	00000					500 Grant Street Associates Limited Partnership	CT	NIA	Metropolitan Life Insurance Company	Ownership	99.000	MetLife, Inc.	
0241	MetLife	00000					500 Grant Street Associates Limited Partnership	CT	NIA	500 Grant Street GP LLC	Ownership	1.000	MetLife, Inc.	
0241	MetLife	00000	22-3140349				MetLife Retirement Services LLC	NJ	NIA	Metropolitan Life Insurance Company	Ownership	100.000	MetLife, Inc.	
0241	MetLife	00000	13-2862391				MetLife Associates, LLC	DE	NIA	MetLife Retirement Services LLC	Ownership	100.000	MetLife, Inc.	
0241	MetLife	00000					MLIC CB Holdings LLC	DE	NIA	Metropolitan Life Insurance Company	Ownership	100.000	MetLife, Inc.	
0241	MetLife	00000					HPZ Assets LLC	DE	NIA	Metropolitan Life Insurance Company	Ownership	100.000	MetLife, Inc.	
0241	MetLife	00000					Alternative Fuel I, LLC	DE	NIA	Metropolitan Life Insurance Company	Ownership	100.000	MetLife, Inc.	
0241	MetLife	00000	46-0800386				CC Holdco Manager, LLC	DE	NIA	Metropolitan Life Insurance Company	Ownership	100.000	MetLife, Inc.	
0241	MetLife	00000	13-5581829				MetLife Private Equity Holdings, LLC	DE	NIA	MetLife SP Holdings, LLC	Ownership	100.000	MetLife, Inc.	
0241	MetLife	00000					Euro CL Investments LLC	DE	NIA	Metropolitan Life Insurance Company	Ownership	100.000	MetLife, Inc.	
0241	MetLife	00000					The Building at 575 Fifth Avenue Mezzanine LLC	DE	NIA	Metropolitan Life Insurance Company	Ownership	100.000	MetLife, Inc.	
0241	MetLife	00000					The Building at 575 Fifth Retail Holding LLC	DE	NIA	The Building at 575 Fifth Avenue Mezzanine LLC	Ownership	100.000	MetLife, Inc.	
0241	MetLife	00000					The Building at 575 Fifth Retail Owner LLC	DE	NIA	The Building at 575 Fifth Retail Holding LLC	Ownership	100.000	MetLife, Inc.	
0241	MetLife	00000	20-8254446				10700 Wilshire, LLC	DE	NIA	Metropolitan Life Insurance Company	Ownership	100.000	MetLife, Inc.	
0241	MetLife	00000					Sandpiper Cove Associates II, LLC	DE	NIA	Metropolitan Life Insurance Company	Ownership	100.000	MetLife, Inc.	
0241	MetLife	00000					ML Mililani Member, LLC	DE	NIA	Metropolitan Life Insurance Company	Ownership	70.000	MetLife, Inc.	
0241	MetLife	00000					ML Mililani Member, LLC	DE	NIA	MetLife Insurance Company USA	Ownership	25.000	MetLife, Inc.	
0241	MetLife	00000					ML Mililani Member, LLC	DE	NIA	General American Life Insurance Company	Ownership	5.000	MetLife, Inc.	
0241	MetLife	00000					ML North Brand Member	DE	NIA	Metropolitan Life Insurance Company	Ownership	100.000	MetLife, Inc.	
0241	MetLife	00000	47-5228317				MCPPI Owners, LLC	DE	NIA	Metropolitan Life Insurance Company	Ownership	60.427	MetLife, Inc.	
0241	MetLife	00000	47-5228317				MCPPI Owners, LLC	DE	NIA	MetLife Insurance Company USA	Ownership	5.435	MetLife, Inc.	
0241	MetLife	00000	47-5228317				MCPPI Owners, LLC	DE	NIA	General American Life Insurance Company	Ownership	0.603	MetLife, Inc.	
0241	MetLife	00000	47-5228317				MCPPI Owners, LLC	DE	NIA	Metropolitan Tower Life Insurance Company	Ownership	1.616	MetLife, Inc.	
0241	MetLife	00000	47-5228317				MCPPI Owners, LLC	DE	NIA	MTL Leasing, LLC	Ownership	13.278	MetLife, Inc.	
0241	MetLife	00000	47-5228317				MCPPI Owners, LLC	DE	NIA	Daniel/MetLife Midtown Limited Liability Company	Ownership	18.641	MetLife, Inc.	
0241	MetLife	00000	20-3700390				Viridian Miracle Mile, LLC	DE	NIA	Metropolitan Life Insurance Company	Ownership	100.000	MetLife, Inc.	
0241	MetLife	00000	98-1107266				MetLife Canada Solar ULC	CAN	NIA	MetLife Capital, Limited Partnership	Ownership	100.000	MetLife, Inc.	

013

**SCHEDULE Y**

**PART 1A - DETAIL OF INSURANCE HOLDING COMPANY SYSTEM**

1	2	3	4	5	6	7	8	9	10	11	12	13	14	15
Group Code	Group Name	NAIC Company Code	ID Number	Federal RSSD	CIK	Name of Securities Exchange if Public Traded (U.S. or International)	Name of Parent, Subsidiaries or Affiliates	Domiciliary Location	Relationship to Reporting Entity	Directly Controlled by (Name of Entity/Person)	Type of Control (Ownership, Board, Management, Attorney-in-Fact, Influence, Other)	If Control is Ownership Provide Percentage	Ultimate Controlling Entity(ies)/Person(s)	*
0241	MetLife	00000		4275534			MetLife Investments Asia Limited (Hong Kong)	HKG	NIA	Metropolitan Life Insurance Company	Ownership	100.000	MetLife, Inc.	
0241	MetLife	00000		4254427			MetLife Investments Limited (UK)	GBR	NIA	Metropolitan Life Insurance Company	Ownership	99.000	MetLife, Inc.	
0241	MetLife	00000		4254427			MetLife Investments Limited (UK)	GBR	NIA	23rd Street Investments, Inc.	Ownership	1.000	MetLife, Inc.	
0241	MetLife	00000		4254445			MetLife Latin America Asesorias e Inversiones Limitada (Chile)	CHL	NIA	Metropolitan Life Insurance Company	Ownership	99.990	MetLife, Inc.	
0241	MetLife	00000		4254445			MetLife Latin America Asesorias e Inversiones Limitada (Chile)	CHL	NIA	23rd Street Investments, Inc.	Ownership	0.010	MetLife, Inc.	
0241	MetLife	00000	86-1176467				MEX DF Properties, LLC	DE	NIA	Metropolitan Life Insurance Company	Ownership	100.000	MetLife, Inc.	
0241	MetLife	00000					LAR Vivienda XVII, S. de. R. L. de C.V.	MEX	NIA	MEX DF Properties, LLC	Ownership	99.990	MetLife, Inc.	
0241	MetLife	00000					LAR Vivienda XVII, S. de. R. L. de C.V.	MEX	NIA	Euro CL Investments LLC	Ownership	0.010	MetLife, Inc.	
0241	MetLife	00000	55-0891973				Corporate Real Estate Holdings, LLC	DE	NIA	Metropolitan Life Insurance Company	Ownership	100.000	MetLife, Inc.	
0241	MetLife	00000					WFP 1000 Holding Company GP, LLC	DE	NIA	Metropolitan Life Insurance Company	Ownership	100.000	MetLife, Inc.	
0241	MetLife	00000					MSV Irvine Property, LLC	DE	NIA	Metropolitan Life Insurance Company	Ownership	96.000	MetLife, Inc.	
0241	MetLife	00000					MSV Irvine Property, LLC	DE	NIA	Metropolitan Tower Realty Company, Inc.	Ownership	4.000	MetLife, Inc.	
0241	MetLife	00000	98-0445386	4254696			Ten Park SPC	CYM	NIA	Metropolitan Life Insurance Company	Ownership	99.000	MetLife, Inc.	
0241	MetLife	00000	98-0445386	4254696			Ten Park SPC	CYM	NIA	23rd Street Investments, Inc.	Ownership	1.000	MetLife, Inc.	
0241	MetLife	00000	13-3619870				23rd Street Investments, Inc.	DE	NIA	Metropolitan Life Insurance Company	Ownership	100.000	MetLife, Inc.	
0241	MetLife	00000	06-1193029				MetLife Capital Credit L.P.	DE	NIA	Metropolitan Life Insurance Company	Ownership	99.000	MetLife, Inc.	
0241	MetLife	00000	06-1193029				MetLife Capital Credit L.P.	DE	NIA	23rd Street Investments, Inc.	Ownership	1.000	MetLife, Inc.	
0241	MetLife	00000	91-1273824				MetLife Capital, Limited Partnership	DE	NIA	Metropolitan Life Insurance Company	Ownership	99.000	MetLife, Inc.	
0241	MetLife	00000	91-1273824				MetLife Capital, Limited Partnership	DE	NIA	23rd Street Investments, Inc.	Ownership	1.000	MetLife, Inc.	
0241	MetLife	00000					Long Island Solar Farm, LLC	DE	NIA	MetLife Renewables Holding, LLC	Ownership	9.610	MetLife, Inc.	
0241	MetLife	00000					Long Island Solar Farm, LLC	DE	NIA	MetLife Capital, Limited Partnership	Ownership	90.390	MetLife, Inc.	
0241	MetLife	00000	43-1822723	4275507			Missouri Reinsurance, Inc.	CYM	IA	Metropolitan Life Insurance Company	Ownership	100.000	MetLife, Inc.	
0241	MetLife	00000	13-3237278				MetLife Holdings, Inc.	DE	NIA	Metropolitan Life Insurance Company	Ownership	100.000	MetLife, Inc.	
0241	MetLife	00000	13-3237275				MetLife Credit Corp.	DE	NIA	MetLife Holdings, Inc. (DE)	Ownership	100.000	MetLife, Inc.	
0241	MetLife	00000	13-3237277				MetLife Funding, Inc.	DE	NIA	MetLife Holdings, Inc. (DE)	Ownership	100.000	MetLife, Inc.	
0241	MetLife	00000					85 Broad Street Mezzanine LLC	DE	NIA	Metropolitan Life Insurance Company	Ownership	100.000	MetLife, Inc.	
0241	MetLife	00000	46-5563450				Buford Logistics Center, LLC	DE	NIA	Metropolitan Life Insurance Company	Ownership	100.000	MetLife, Inc.	
0241	MetLife	00000					MetLife Park Tower Member, LLC	DE	NIA	Metropolitan Life Insurance Company	Ownership	100.000	MetLife, Inc.	
0241	MetLife	00000	47-5505232				Park Tower REIT, Inc.	DE	NIA	MetLife Park Tower Member, LLC	Ownership	100.000	MetLife, Inc.	
0241	MetLife	00000					Park Tower JV Member, LLC	DE	NIA	Park Tower REIT, Inc.	Ownership	100.000	MetLife, Inc.	
0241	MetLife	00000	13-3170235				Metropolitan Tower Realty Company, Inc.	DE	NIA	Metropolitan Life Insurance Company	Ownership	100.000	MetLife, Inc.	
0241	MetLife	00000	01-0855028				Midtown Heights, LLC	DE	NIA	Metropolitan Tower Realty Company, Inc.	Ownership	100.000	MetLife, Inc.	
0241	MetLife	00000	95-4656835				Headland-Pacific Palisades, LLC	CA	NIA	Metropolitan Life Insurance Company	Ownership	100.000	MetLife, Inc.	
0241	MetLife	00000	95-4146440				Headland Properties Associates	CA	NIA	Metropolitan Life Insurance Company	Ownership	99.000	MetLife, Inc.	

Q13.1

**SCHEDULE Y**

**PART 1A - DETAIL OF INSURANCE HOLDING COMPANY SYSTEM**

1	2	3	4	5	6	7	8	9	10	11	12	13	14	15
Group Code	Group Name	NAIC Company Code	ID Number	Federal RSSD	CIK	Name of Securities Exchange if Public Traded (U.S. or International)	Name of Parent, Subsidiaries or Affiliates	Domiciliary Location	Relationship to Reporting Entity	Directly Controlled by (Name of Entity/Person)	Type of Control (Ownership, Board, Management, Attorney-in-Fact, Influence, Other)	If Control is Ownership Provide Percentage	Ultimate Controlling Entity(ies)/Person(s)	*
0241	MetLife	00000	95-4146440				Headland Properties Associates	CA	NIA	Headland-Pacific Palisades, LLC	Ownership	1.000	MetLife, Inc.	
0241	MetLife	00000	43-6026902				White Oak Royalty Company	OK	NIA	Metropolitan Life Insurance Company	Ownership	100.000	MetLife, Inc.	
0241	MetLife	00000	30-0777814				Marketplace Residences, LLC	DE	NIA	Metropolitan Life Insurance Company	Ownership	100.000	MetLife, Inc.	
0241	MetLife	00000	26-2853672				MLIC Asset Holdings LLC	DE	NIA	Metropolitan Life Insurance Company	Ownership	100.000	MetLife, Inc.	
0241	MetLife	00000					MetLife Properties Ventures, LLC	DE	NIA	Metropolitan Life Insurance Company	Ownership	100.000	MetLife, Inc.	
0241	MetLife	00000					Citypoint Holdings II Limited (UK)	GBR	NIA	MetLife Properties Ventures, LLC	Ownership	100.000	MetLife, Inc.	
0241	MetLife	91626	04-2708937		1030011		New England Life Insurance Company	MA	IA	Metropolitan Life Insurance Company	Ownership	100.000	MetLife, Inc.	
0241	MetLife	00000	22-2375428				Transmountain Land & Livestock Company	MT	NIA	Metropolitan Life Insurance Company	Ownership	100.000	MetLife, Inc.	
0241	MetLife	00000	34-1650967				Hyatt Legal Plans, Inc.	DE	NIA	Metropolitan Life Insurance Company	Ownership	100.000	MetLife, Inc.	
0241	MetLife	00000	34-1631590				Hyatt Legal Plans of Florida, Inc.	FL	NIA	Hyatt Legal Plans, Inc.	Ownership	100.000	MetLife, Inc.	
0241	MetLife	00000	27-0226554				MLIC Asset Holdings II LLC	DE	NIA	Metropolitan Life Insurance Company	Ownership	100.000	MetLife, Inc.	
0241	MetLife	00000	30-0756430				El Conquistador MAH II LLC	DE	NIA	MLIC Asset Holdings II LLC	Ownership	100.000	MetLife, Inc.	
0241	MetLife	00000	80-0868980				Mansell Office LLC	DE	NIA	MLIC Asset Holdings II LLC	Ownership	73.028	MetLife, Inc.	
0241	MetLife	00000	80-0868980				Mansell Office LLC	DE	NIA	MLIC CB Holdings LLC	Ownership	26.972	MetLife, Inc.	
0241	MetLife	00000	80-0869135				Mansell Retail LLC	DE	NIA	MLIC Asset Holdings II LLC	Ownership	73.028	MetLife, Inc.	
0241	MetLife	00000	80-0869135				Mansell Retail LLC	DE	NIA	MLIC CB Holdings LLC	Ownership	26.972	MetLife, Inc.	
0241	MetLife	00000					MetLife RC SF Member, LLC	DE	NIA	Metropolitan Life Insurance Company	Ownership	100.000	MetLife, Inc.	
0241	MetLife	00000	20-3221642				MetLife Mall Ventures Limited Partnership	DE	NIA	Metropolitan Life Insurance Company	Ownership	99.000	MetLife, Inc.	
0241	MetLife	00000	20-3221642				MetLife Mall Ventures Limited Partnership	DE	NIA	Metropolitan Tower Realty Company, Inc.	Ownership	1.000	MetLife, Inc.	
0241	MetLife	00000	20-8868348				Ashton Judiciary Square, LLC	DE	NIA	Metropolitan Life Insurance Company	Ownership	100.000	MetLife, Inc.	
0241	MetLife	00000	20-8349277				Sandpiper Cove Associates, LLC	DE	NIA	Metropolitan Life Insurance Company	Ownership	90.590	MetLife, Inc.	
0241	MetLife	00000	20-8349277				Sandpiper Cove Associates, LLC	DE	NIA	Metropolitan Tower Realty Company, Inc.	Ownership	9.410	MetLife, Inc.	
0241	MetLife	00000	20-3305615				1900 McKinney Properties, LP	DE	NIA	Metropolitan Life Insurance Company	Ownership	99.900	MetLife, Inc.	
0241	MetLife	00000	20-3305615				1900 McKinney Properties, LP	DE	NIA	Metropolitan Tower Realty Company, Inc.	Ownership	0.100	MetLife, Inc.	
0241	MetLife	00000	13-4047186				MetLife Tower Resources Group, Inc.	DE	NIA	Metropolitan Life Insurance Company	Ownership	100.000	MetLife, Inc.	
0241	MetLife	00000	75-2085469				Para-Met Plaza Associates	FL	NIA	Metropolitan Life Insurance Company	Ownership	75.000	MetLife, Inc.	
0241	MetLife	00000	75-2085469				Para-Met Plaza Associates	FL	NIA	Metropolitan Tower Realty Company, Inc.	Ownership	25.000	MetLife, Inc.	
0241	MetLife	00000					Housing Fund Manager, LLC	DE	NIA	Metropolitan Life Insurance Company	Ownership	100.000	MetLife, Inc.	
0241	MetLife	00000	26-0405155				MTC Fund I, LLC	DE	NIA	Housing Fund Manager, LLC	Management		MetLife, Inc.	
0241	MetLife	00000					MTC Fund II, LLC	DE	NIA	Housing Fund Manager, LLC	Management		MetLife, Inc.	
0241	MetLife	00000	14-2013939				MTC Fund III, LLC	DE	NIA	Housing Fund Manager, LLC	Management		MetLife, Inc.	
0241	MetLife	00000	13-4078322				334 Madison Euro Investments, Inc.	DE	NIA	Metropolitan Life Insurance Company	Ownership	100.000	MetLife, Inc.	
0241	MetLife	00000			4254454		St. James Fleet Investments Two Limited	CYM	NIA	Metropolitan Life Insurance Company	Ownership	100.000	MetLife, Inc.	
0241	MetLife	00000			4254472		Park Twenty Three Investments Company (UK)	GBR	NIA	St. James Fleet Investments Two Limited	Ownership	100.000	MetLife, Inc.	
0241	MetLife	00000			4254481		Convent Station Euro Investments Four Company (UK)	GBR	NIA	Park Twenty Three Investments Company	Ownership	100.000	MetLife, Inc.	

Q13.2

## SCHEDULE Y

### PART 1A - DETAIL OF INSURANCE HOLDING COMPANY SYSTEM

1	2	3	4	5	6	7	8	9	10	11	12	13	14	15
Group Code	Group Name	NAIC Company Code	ID Number	Federal RSSD	CIK	Name of Securities Exchange if Public Traded (U.S. or International)	Name of Parent, Subsidiaries or Affiliates	Domiciliary Location	Relationship to Reporting Entity	Directly Controlled by (Name of Entity/Person)	Type of Control (Ownership, Board, Management, Attorney-in-Fact, Influence, Other)	If Control is Ownership Provide Percentage	Ultimate Controlling Entity(ies)/Person(s)	*
0241..	MetLife.....	00000.....		4254520.....			OMI MLIC Investments Limited.....	CYM.....	NIA.....	Convent Station Euro Investments Four Company	Ownership.....	...100.000	MetLife, Inc.....	
0241..	MetLife.....	63665.....	43-0285930..		728240.....		General American Life Insurance Company..	MO.....	IA.....	Metropolitan Life Insurance Company.....	Ownership.....	...100.000	MetLife, Inc.....	
0241..	MetLife.....	00000.....	45-2420223..				GALIC Holdings LLC.....	DE.....	NIA.....	General American Life Insurance Company..	Ownership.....	...100.000	MetLife, Inc.....	
0241..	MetLife.....	00000.....	46-3608641..				ML Swan Mezz, LLC.....	DE.....	NIA.....	Metropolitan Life Insurance Company.....	Ownership.....	...100.000	MetLife, Inc.....	
0241..	MetLife.....	00000.....	46-3589015..				ML Swan GP, LLC.....	DE.....	NIA.....	ML Swan Mezz, LLC.....	Ownership.....	...100.000	MetLife, Inc.....	
0241..	MetLife.....	00000.....	46-3616798..				ML Dolphin Mezz, LLC.....	DE.....	NIA.....	Metropolitan Life Insurance Company.....	Ownership.....	...100.000	MetLife, Inc.....	
0241..	MetLife.....	00000.....	46-3593573..				ML Dolphin GP, LLC.....	DE.....	NIA.....	ML Dolphin Mezz, LLC.....	Ownership.....	...100.000	MetLife, Inc.....	
0241..	MetLife.....	00000.....					Haskell East Village, LLC.....	DE.....	NIA.....	Metropolitan Life Insurance Company.....	Ownership.....	...100.000	MetLife, Inc.....	
0241..	MetLife.....	00000.....	46-3426206..				MetLife Cabo Hilton Member, LLC.....	DE.....	NIA.....	Metropolitan Life Insurance Company.....	Ownership.....	...54.129	MetLife, Inc.....	
0241..	MetLife.....	00000.....	46-3426206..				MetLife Cabo Hilton Member, LLC.....	DE.....	NIA.....	General American Life Insurance Company..	Ownership.....	...16.900	MetLife, Inc.....	
0241..	MetLife.....	00000.....	46-3426206..				MetLife Cabo Hilton Member, LLC.....	DE.....	NIA.....	MetLife Insurance Company USA.....	Ownership.....	...29.000	MetLife, Inc.....	
0241..	MetLife.....	00000.....	46-0803970..				MetLife CC Member, LLC.....	DE.....	NIA.....	Metropolitan Life Insurance Company.....	Ownership.....	...63.415	MetLife, Inc.....	
0241..	MetLife.....	00000.....	46-0803970..				MetLife CC Member, LLC.....	DE.....	NIA.....	MetLife Insurance Company USA.....	Ownership.....	...32.000	MetLife, Inc.....	
0241..	MetLife.....	00000.....	46-0803970..				MetLife CC Member, LLC.....	DE.....	NIA.....	General American Life Insurance Company..	Ownership.....	...4.878	MetLife, Inc.....	
0241..	MetLife.....	00000.....	13-5581829..				MetLife SP Holdings, LLC.....	DE.....	NIA.....	Metropolitan Life Insurance Company.....	Ownership.....	...100.000	MetLife, Inc.....	
0241..	MetLife.....	00000.....	80-0821598..				Oconee Hotel Company, LLC.....	DE.....	NIA.....	Metropolitan Life Insurance Company.....	Ownership.....	...100.000	MetLife, Inc.....	
0241..	MetLife.....	00000.....	80-0823015..				Oconee Land Company, LLC.....	DE.....	NIA.....	Metropolitan Life Insurance Company.....	Ownership.....	...100.000	MetLife, Inc.....	
0241..	MetLife.....	00000.....	80-0823413..				Oconee Land Development Company, LLC..	DE.....	NIA.....	Oconee Land Company, LLC.....	Ownership.....	...100.000	MetLife, Inc.....	
0241..	MetLife.....	00000.....	90-0853553..				Oconee Golf Company, LLC.....	DE.....	NIA.....	Oconee Land Company, LLC.....	Ownership.....	...100.000	MetLife, Inc.....	
0241..	MetLife.....	00000.....	37-1694299..				Oconee Marina Company, LLC.....	DE.....	NIA.....	Oconee Land Company, LLC.....	Ownership.....	...100.000	MetLife, Inc.....	
0241..	MetLife.....	00000.....					1201 TAB Manager, LLC.....	DE.....	NIA.....	Metropolitan Life Insurance Company.....	Ownership.....	...100.000	MetLife, Inc.....	
0241..	MetLife.....	00000.....					MetLife 1201 TAB Member, LLC.....	DE.....	NIA.....	Metropolitan Life Insurance Company.....	Ownership.....	...96.900	MetLife, Inc.....	
0241..	MetLife.....	00000.....					MetLife 1201 TAB Member, LLC.....	DE.....	NIA.....	Metropolitan Property and Casualty Insurance Company	Ownership.....	...3.100	MetLife, Inc.....	
0241..	MetLife.....	00000.....					MetLife LHH Member, LLC.....	DE.....	NIA.....	Metropolitan Life Insurance Company.....	Ownership.....	...69.230	MetLife, Inc.....	
0241..	MetLife.....	00000.....					MetLife LHH Member, LLC.....	DE.....	NIA.....	MetLife Insurance Company USA.....	Ownership.....	...19.780	MetLife, Inc.....	
0241..	MetLife.....	00000.....					MetLife LHH Member, LLC.....	DE.....	NIA.....	New England Life Insurance Company.....	Ownership.....	...10.990	MetLife, Inc.....	
0241..	MetLife.....	00000.....					Ashton Southend GP, LLC.....	DE.....	NIA.....	Metropolitan Life Insurance Company.....	Ownership.....	...100.000	MetLife, Inc.....	
0241..	MetLife.....	00000.....	20-4417883..				Tremont Partners, LP.....	DE.....	NIA.....	Metropolitan Life Insurance Company.....	Ownership.....	...99.900	MetLife, Inc.....	
0241..	MetLife.....	00000.....	20-4417883..				Tremont Partners, LP.....	DE.....	NIA.....	Ashton Southend GP, LLC.....	Ownership.....	...0.100	MetLife, Inc.....	
0241..	MetLife.....	00000.....	20-1035937..				Riverway Residential, LP.....	DE.....	NIA.....	Metropolitan Life Insurance Company.....	Ownership.....	...99.900	MetLife, Inc.....	
0241..	MetLife.....	00000.....	20-1035937..				Riverway Residential, LP.....	DE.....	NIA.....	Metropolitan Tower Realty Company, Inc.....	Ownership.....	...0.100	MetLife, Inc.....	
0241..	MetLife.....	00000.....	20-4628126..				10420 McKinley Partners, LP.....	DE.....	NIA.....	Metropolitan Life Insurance Company.....	Ownership.....	...99.900	MetLife, Inc.....	
0241..	MetLife.....	00000.....	20-4628126..				10420 McKinley Partners, LP.....	DE.....	NIA.....	Metropolitan Tower Realty Company, Inc.....	Ownership.....	...0.100	MetLife, Inc.....	
0241..	MetLife.....	00000.....	20-8355996..				Ardrey Kell Townhomes, LLC.....	DE.....	NIA.....	Metropolitan Life Insurance Company.....	Ownership.....	...100.000	MetLife, Inc.....	

Q13.3

**SCHEDULE Y**

**PART 1A - DETAIL OF INSURANCE HOLDING COMPANY SYSTEM**

1	2	3	4	5	6	7	8	9	10	11	12	13	14	15
Group Code	Group Name	NAIC Company Code	ID Number	Federal RSSD	CIK	Name of Securities Exchange if Public Traded (U.S. or International)	Name of Parent, Subsidiaries or Affiliates	Domiciliary Location	Relationship to Reporting Entity	Directly Controlled by (Name of Entity/Person)	Type of Control (Ownership, Board, Management, Attorney-in-Fact, Influence, Other)	If Control is Ownership Provide Percentage	Ultimate Controlling Entity(ies)/Person(s)	*
0241	MetLife	00000	26-1762232				Boulevard Residential, LLC	DE	NIA	Metropolitan Life Insurance Company	Ownership	100.000	MetLife, Inc.	
0241	MetLife	00000	26-0285750				465 N. Park Drive, LLC	DE	NIA	Metropolitan Life Insurance Company	Ownership	100.000	MetLife, Inc.	
0241	MetLife	00000	46-4158087				MetLife 555 12th Member, LLC	DE	NIA	Metropolitan Life Insurance Company	Ownership	69.400	MetLife, Inc.	
0241	MetLife	00000	46-4158087				MetLife 555 12th Member, LLC	DE	NIA	MetLife Insurance Company USA	Ownership	25.000	MetLife, Inc.	
0241	MetLife	00000	46-4158087				MetLife 555 12th Member, LLC	DE	NIA	General American Life Insurance Company	Ownership	5.400	MetLife, Inc.	
0241	MetLife	00000	47-2085444				ML-AI MetLife Member 2, LLC	DE	NIA	Metropolitan Life Insurance Company	Ownership	82.000	MetLife, Inc.	
0241	MetLife	00000	47-2085444				ML-AI MetLife Member 2, LLC	DE	NIA	MetLife Insurance Company USA	Ownership	18.000	MetLife, Inc.	
0241	MetLife	00000	81-0770888				MetLife Treat Towers Member, LLC	DE	NIA	Metropolitan Life Insurance Company	Ownership	100.000	MetLife, Inc.	
0241	MetLife	00000	46-4133357				ML Bridgeside Apartments, LLC	DE	NIA	Metropolitan Life Insurance Company	Ownership	100.000	MetLife, Inc.	
0241	MetLife	00000					MetLife Camino Ramon Member, LLC	DE	NIA	Metropolitan Life Insurance Company	Ownership	78.400	MetLife, Inc.	
0241	MetLife	00000					MetLife Camino Ramon Member, LLC	DE	NIA	MetLife Insurance Company USA	Ownership	21.600	MetLife, Inc.	
0241	MetLife	00000	46-4255167				ML Terraces, LLC	DE	NIA	Metropolitan Life Insurance Company	Ownership	100.000	MetLife, Inc.	
0241	MetLife	00000					MetLife CB W/A, LLC	DE	NIA	Metropolitan Life Insurance Company	Ownership	100.000	MetLife, Inc.	
0241	MetLife	00000	47-1970965				ML New River Village III, LLC	DE	NIA	Metropolitan Life Insurance Company	Ownership	100.000	MetLife, Inc.	
0241	MetLife	00000					MetLife 1007 Stewart, LLC	DE	NIA	Metropolitan Life Insurance Company	Ownership	100.000	MetLife, Inc.	
0241	MetLife	00000					Chestnut Flats Wind, LLC	DE	NIA	Metropolitan Life Insurance Company	Ownership	100.000	MetLife, Inc.	
0241	MetLife	00000					MetLife 425 MKT Member, LLC	DE	NIA	Metropolitan Life Insurance Company	Ownership	100.000	MetLife, Inc.	
0241	MetLife	00000	46-4229772				MetLife THR Investor, LLC	DE	NIA	Metropolitan Life Insurance Company	Ownership	85.000	MetLife, Inc.	
0241	MetLife	00000	46-4229772				MetLife THR Investor, LLC	DE	NIA	MetLife Insurance Company USA	Ownership	15.000	MetLife, Inc.	
0241	MetLife	00000					MetLife OFC Member, LLC	DE	NIA	Metropolitan Life Insurance Company	Ownership	100.000	MetLife, Inc.	
0241	MetLife	00000	47-1256270				MetLife OBS Member, LLC	DE	NIA	Metropolitan Life Insurance Company	Ownership	100.000	MetLife, Inc.	
0241	MetLife	00000					MetLife FM Hotel Member, LLC	DE	NIA	Metropolitan Life Insurance Company	Ownership	100.000	MetLife, Inc.	
0241	MetLife	00000					LHCW Holdings (U.S.) LLC	DE	NIA	MetLife FM Hotel Member, LLC	Ownership	100.000	MetLife, Inc.	
0241	MetLife	00000					LHC Holdings (U.S.) LLC	DE	NIA	LHCW Holdings (U.S.) LLC	Ownership	100.000	MetLife, Inc.	
0241	MetLife	00000					LHCW Hotel Holding (U.S.) LLC	DE	NIA	LHC Holdings (U.S.) LLC	Ownership	100.000	MetLife, Inc.	
0241	MetLife	00000					LHCW Hotel Holding (2002) LLC	DE	NIA	LHCW Hotel Holding (U.S.) LLC	Ownership	100.000	MetLife, Inc.	
0241	MetLife	00000					LHCW Hotel Operating Company (2002) LLC	DE	NIA	LHCW Hotel Holding (U.S.) LLC	Ownership	100.000	MetLife, Inc.	
0241	MetLife	00000	46-4584166				ML Southmore, LLC	DE	NIA	Metropolitan Life Insurance Company	Ownership	75.120	MetLife, Inc.	
0241	MetLife	00000	46-4584166				ML Southmore, LLC	DE	NIA	MetLife Insurance Company USA	Ownership	24.880	MetLife, Inc.	
0241	MetLife	00000					MetLife HCMJV 1 GP, LLC	DE	NIA	Metropolitan Life Insurance Company	Ownership	100.000	MetLife, Inc.	
0241	MetLife	00000					ML-AI MetLife Member 1, LLC	DE	NIA	Metropolitan Life Insurance Company	Ownership	83.675	MetLife, Inc.	
0241	MetLife	00000					ML-AI MetLife Member 1, LLC	DE	NIA	MetLife Insurance Company USA	Ownership	11.524	MetLife, Inc.	
0241	MetLife	00000					ML-AI MetLife Member 1, LLC	DE	NIA	Metropolitan Property and Casualty Insurance Company	Ownership	4.801	MetLife, Inc.	
0241	MetLife	00000	13-3759652	3166279			MetLife International Holdings, LLC	DE	NIA	MetLife Global Holding Company II GmbH (Swiss II)	Ownership	100.000	MetLife, Inc.	

Q13.4

## SCHEDULE Y

### PART 1A - DETAIL OF INSURANCE HOLDING COMPANY SYSTEM

1	2	3	4	5	6	7	8	9	10	11	12	13	14	15
Group Code	Group Name	NAIC Company Code	ID Number	Federal RSSD	CIK	Name of Securities Exchange if Public Traded (U.S. or International)	Name of Parent, Subsidiaries or Affiliates	Domiciliary Location	Relationship to Reporting Entity	Directly Controlled by (Name of Entity/Person)	Type of Control (Ownership, Board, Management, Attorney-in-Fact, Influence, Other)	If Control is Ownership Provide Percentage	Ultimate Controlling Entity(ies)/Person(s)	*
0241..	MetLife.....	00000.....	13-3953333..	3166372.....			Natiloportem Holdings, LLC.....	DE.....	NIA.....	MetLife International Holdings, LLC.....	Ownership.....	...100.000	MetLife, Inc.....	
0241..	MetLife.....	00000.....		3166402.....			Excelencia Operativa y Tecnologica, S.A. de C.V. (Mexico)	MEX.....	NIA.....	Natiloportem Holdings, LLC.....	Ownership.....	...100.000	MetLife, Inc.....	
0241..	MetLife.....	00000.....		3373705.....			MLA Comercial, S.A. de C.V. (Mexico).....	MEX.....	NIA.....	Excelencia Operativa y Tecnologica, S.A. de C.V.	Ownership.....	...100.000	MetLife, Inc.....	
0241..	MetLife.....	00000.....		3373714.....			MLA Servicios S.A. de C.V. (Mexico).....	MEX.....	NIA.....	Excelencia Operativa y Tecnologica, S.A. de C.V.	Ownership.....	...100.000	MetLife, Inc.....	
0241..	MetLife.....	00000.....		4240907.....			MM Global Operations Support Center, S.A. de C.V.	MEX.....	NIA.....	MetLife Global Holding Company II GmbH (Swiss II)	Ownership.....	...100.000	MetLife, Inc.....	
0241..	MetLife.....	00000.....		4240907.....			MM Global Operations Support Center, S.A. de C.V.	MEX.....	NIA.....	MetLife Global Holding Company I GmbH (Swiss II)	Ownership.....	.....	MetLife, Inc.....	
0241..	MetLife.....	00000.....		4254995.....			Fundacion MetLife Mexico, A.C.....	MEX.....	NIA.....	MM Global Operations Support Center, S.A. de C.V., S.A. de C.V.	Ownership.....	...100.000	MetLife, Inc.....	
0241..	MetLife.....	00000.....		3166318.....			Metropolitan Life Seguros e Previdencia Privada S.A. (Brazil)	BRA.....	IA.....	MetLife International Holdings, LLC.....	Ownership.....	....66.662	MetLife, Inc.....	
0241..	MetLife.....	00000.....		3166318.....			Metropolitan Life Seguros e Previdencia Privada S.A. (Brazil)	BRA.....	IA.....	MetLife Worldwide Holdings, LLC.....	Ownership.....	....33.337	MetLife, Inc.....	
0241..	MetLife.....	00000.....		3166318.....			Metropolitan Life Seguros e Previdencia Privada S.A. (Brazil)	BRA.....	IA.....	Natiloportem Holdings, LLC.....	Ownership.....	.....0.001	MetLife, Inc.....	
0241..	MetLife.....	00000.....		4191616.....			MetLife Ireland Holdings One Limited.....	IRL.....	NIA.....	MetLife International Holdings, LLC.....	Ownership.....	...100.000	MetLife, Inc.....	
0241..	MetLife.....	00000.....		4189846.....			MetLife Global Holdings Corporation S.A. de C.V. (Mexico)	MEX.....	NIA.....	MetLife Ireland Holdings One Limited.....	Ownership.....	....98.900	MetLife, Inc.....	
0241..	MetLife.....	00000.....		4189846.....			MetLife Global Holdings Corporation S.A. de C.V. (Mexico)	MEX.....	NIA.....	MetLife International Limited, LLC.....	Ownership.....	....1.100	MetLife, Inc.....	
0241..	MetLife.....	00000.....	13-3047691..				Metropolitan Global Management, LLC.....	IRL.....	NIA.....	MetLife Global Holdings Corporation S.A. de C.V.	Ownership.....	....99.700	MetLife, Inc.....	
0241..	MetLife.....	00000.....	13-3047691..				Metropolitan Global Management, LLC.....	IRL.....	NIA.....	MetLife International Holdings, LLC.....	Ownership.....	....0.300	MetLife, Inc.....	
0241..	MetLife.....	00000.....	AA-2730030.	3165740.....			MetLife Mexico S.A.....	MEX.....	IA.....	Metropolitan Global Management, LLC.....	Ownership.....	....99.050	MetLife, Inc.....	
0241..	MetLife.....	00000.....	AA-2730030.	3165740.....			MetLife Mexico S.A.....	MEX.....	IA.....	MetLife International Holdings, LLC.....	Ownership.....	....0.950	MetLife, Inc.....	
0241..	MetLife.....	00000.....		4255291.....			MetLife Afore, S.A. de C.V. (Mexico).....	MEX.....	IA.....	MetLife Mexico S.A.....	Ownership.....	....99.990	MetLife, Inc.....	
0241..	MetLife.....	00000.....		4255291.....			MetLife Afore, S.A. de C.V. (Mexico).....	MEX.....	IA.....	MetLife Pensiones S.A.....	Ownership.....	....0.010	MetLife, Inc.....	
0241..	MetLife.....	00000.....		4241061.....			ML Capacitacion Comercial S.A. de C.V. (Mexico)	MEX.....	NIA.....	MetLife Mexico S.A.....	Ownership.....	...100.000	MetLife, Inc.....	
0241..	MetLife.....	00000.....		4255303.....			MetA SIEFORE Adicional, S.A. de C.V. (Mexico)	MEX.....	NIA.....	MetLife Afore, S.A. de C.V.....	Ownership.....	....99.990	MetLife, Inc.....	
0241..	MetLife.....	00000.....		4255303.....			MetA SIEFORE Adicional, S.A. de C.V. (Mexico)	MEX.....	NIA.....	MetLife Mexico S.A.....	Ownership.....	....0.010	MetLife, Inc.....	

Q13.5

**SCHEDULE Y**

**PART 1A - DETAIL OF INSURANCE HOLDING COMPANY SYSTEM**

1	2	3	4	5	6	7	8	9	10	11	12	13	14	15
Group Code	Group Name	NAIC Company Code	ID Number	Federal RSSD	CIK	Name of Securities Exchange if Public Traded (U.S. or International)	Name of Parent, Subsidiaries or Affiliates	Domiciliary Location	Relationship to Reporting Entity	Directly Controlled by (Name of Entity/Person)	Type of Control (Ownership, Board, Management, Attorney-in-Fact, Influence, Other)	If Control is Ownership Provide Percentage	Ultimate Controlling Entity(ies)/Person(s)	*
0241..	MetLife.....	00000.....		4255415.....			Met1 SIEFORE, S.A. de C.V. (Mexico).....	MEX.....	NIA.....	MetLife Afore, S.A. de C.V.....	Ownership.....	99.990	MetLife, Inc.....	
0241..	MetLife.....	00000.....		4255415.....			Met1 SIEFORE, S.A. de C.V. (Mexico).....	MEX.....	NIA.....	MetLife Mexico S.A.....	Ownership.....	0.010	MetLife, Inc.....	
0241..	MetLife.....	00000.....		4255844.....			Met2 SIEFORE, S.A. de C.V. (Mexico).....	MEX.....	NIA.....	MetLife Afore, S.A. de C.V.....	Ownership.....	99.990	MetLife, Inc.....	
0241..	MetLife.....	00000.....		4255844.....			Met2 SIEFORE, S.A. de C.V. (Mexico).....	MEX.....	NIA.....	MetLife Mexico S.A.....	Ownership.....	0.010	MetLife, Inc.....	
0241..	MetLife.....	00000.....		4255394.....			Met3 SIEFORE Basica, S.A. de C.V. (Mexico).....	MEX.....	NIA.....	MetLife Afore, S.A. de C.V.....	Ownership.....	99.990	MetLife, Inc.....	
0241..	MetLife.....	00000.....		4255394.....			Met3 SIEFORE Basica, S.A. de C.V. (Mexico).....	MEX.....	NIA.....	MetLife Mexico S.A.....	Ownership.....	0.010	MetLife, Inc.....	
0241..	MetLife.....	00000.....		4255385.....			Met4 SIEFORE, S.A. de C.V. (Mexico).....	MEX.....	NIA.....	MetLife Afore, S.A. de C.V.....	Ownership.....	99.990	MetLife, Inc.....	
0241..	MetLife.....	00000.....		4255385.....			Met4 SIEFORE, S.A. de C.V. (Mexico).....	MEX.....	NIA.....	MetLife Mexico S.A.....	Ownership.....	0.010	MetLife, Inc.....	
0241..	MetLife.....	00000.....		4255376.....			Met0 SIEFORE Adicional, S.A. de C.V. (Mexico).....	MEX.....	NIA.....	MetLife Afore, S.A. de C.V.....	Ownership.....	99.990	MetLife, Inc.....	
0241..	MetLife.....	00000.....		4255376.....			Met0 SIEFORE Adicional, S.A. de C.V. (Mexico).....	MEX.....	NIA.....	MetLife Mexico S.A.....	Ownership.....	0.010	MetLife, Inc.....	
0241..	MetLife.....	00000.....		3165795.....			MetLife Pensiones Mexico S.A.....	MEX.....	IA.....	MetLife Global Management, LLC.....	Ownership.....	97.513	MetLife, Inc.....	
0241..	MetLife.....	00000.....		3165795.....			MetLife Pensiones Mexico S.A.....	MEX.....	IA.....	MetLife International Holdings, LLC.....	Ownership.....	2.488	MetLife, Inc.....	
0241..	MetLife.....	00000.....		3267390.....			MetLife Mexico Servicios S.A. de C.V.....	MEX.....	NIA.....	MetLife Global Management, LLC.....	Ownership.....	98.000	MetLife, Inc.....	
0241..	MetLife.....	00000.....		3267390.....			MetLife Mexico Servicios S.A. de C.V.....	MEX.....	NIA.....	MetLife International Holdings, LLC.....	Ownership.....	0.020	MetLife, Inc.....	
0241..	MetLife.....	00000.....	AA-5420018.	3166288.....			MetLife Insurance Company of Korea Limited	KOR.....	IA.....	MetLife Mexico S.A.....	Ownership.....	14.640	MetLife, Inc.....	
0241..	MetLife.....	00000.....	AA-5420018.	3166288.....			MetLife Insurance Company of Korea Limited	KOR.....	IA.....	Metropolitan Global Management , LLC.....	Ownership.....	85.360	MetLife, Inc.....	
0241..	MetLife.....	00000.....		4200880.....			MetLife Ireland Treasury Limited.....	IRL.....	NIA.....	MetLife Global Holdings Corporation S.A. de C.V.....	Ownership.....	100.000	MetLife, Inc.....	
0241..	MetLife.....	00000.....	AA-1930041.	1173714.....			MetLife Insurance Limited (Australia).....	AUS.....	IA.....	MetLife Ireland Treasury Limited.....	Ownership.....	91.165	MetLife, Inc.....	
0241..	MetLife.....	00000.....	AA-1930041.	1173714.....			MetLife Insurance Limited (Australia).....	AUS.....	IA.....	MetLife Global Holdings Corporation S.A. de C.V.....	Ownership.....	8.835	MetLife, Inc.....	
0241..	MetLife.....	00000.....					The Direct Call Center PTY Limited (Australia)	AUS.....	NIA.....	MetLife Insurance Limited (Australia).....	Ownership.....	100.000	MetLife, Inc.....	
0241..	MetLife.....	00000.....		4239358.....			MetLife Investments PTY Limited (Australia)	AUS.....	NIA.....	MetLife Insurance Limited (Australia).....	Ownership.....	100.000	MetLife, Inc.....	
0241..	MetLife.....	00000.....		4239367.....			MetLife Insurance and Investment Trust (Australia)	AUS.....	NIA.....	MetLife Investments PTY Limited.....	Ownership.....	100.000	MetLife, Inc.....	
0241..	MetLife.....	00000.....		1173732.....			(Australia)	AUS.....	IA.....	MetLife Ireland Treasury Limited.....	Ownership.....	100.000	MetLife, Inc.....	
0241..	MetLife.....	00000.....					MetLife International Limited, LLC (DE).....	DE.....	NIA.....	MetLife International Holdings, LLC.....	Ownership.....	100.000	MetLife, Inc.....	
0241..	MetLife.....	00000.....					AmMetLife Insurance Berhad.....	MYS.....	IA.....	MetLife International Holdings, LLC.....	Ownership.....	50.000	MetLife, Inc.....	
0241..	MetLife.....	00000.....					MAXIS GBN S.A.S.....	FRA.....	NIA.....	MetLife International Holdings, LLC.....	Ownership.....	50.000	MetLife, Inc.....	

Q13.6

**SCHEDULE Y**

**PART 1A - DETAIL OF INSURANCE HOLDING COMPANY SYSTEM**

1	2	3	4	5	6	7	8	9	10	11	12	13	14	15
Group Code	Group Name	NAIC Company Code	ID Number	Federal RSSD	CIK	Name of Securities Exchange if Public Traded (U.S. or International)	Name of Parent, Subsidiaries or Affiliates	Domiciliary Location	Relationship to Reporting Entity	Directly Controlled by (Name of Entity/Person)	Type of Control (Ownership, Board, Management, Attorney-in-Fact, Influence, Other)	If Control is Ownership Provide Percentage	Ultimate Controlling Entity(ies)/Person(s)	*
0241	MetLife	00000	AA-5480033				AmMetLife Takaful Berhad	MYS	IA	MetLife International Holdings, LLC	Ownership	50.000	MetLife, Inc.	
0241	MetLife	00000					MetLife Asia Limited (Hong Kong)	HKG	NIA	MetLife International Holdings, LLC	Ownership	100.000	MetLife, Inc.	
0241	MetLife	00000		3166309			Metropolitan Life Insurance Company of Hong Kong Limited	HKG	IA	MetLife International Holdings, LLC	Ownership	99.999	MetLife, Inc.	
0241	MetLife	00000		3166309			Metropolitan Life Insurance Company of Hong Kong Limited	HKG	IA	Natiloportem Holdings, LLC	Ownership	0.001	MetLife, Inc.	
0241	MetLife	00000		4195913			MetLife Planos Odontologicos Ltda. (Brazil)	BRA	IA	MetLife International Holdings, LLC	Ownership	99.999	MetLife, Inc.	
0241	MetLife	00000		4195913			MetLife Planos Odontologicos Ltda. (Brazil)	BRA	IA	Natiloportem Holdings, LLC	Ownership	0.001	MetLife, Inc.	
0241	MetLife	00000	20-5894439	3373639			MetLife Global, Inc.	DE	NIA	MetLife, Inc.	Ownership	100.000	MetLife, Inc.	
0241	MetLife	00000		4189837			Inversiones MetLife Holdco Dos Limitada (Chile)	CHL	NIA	MetLife International Holdings, LLC	Ownership	0.001	MetLife, Inc.	
0241	MetLife	00000		4189837			Inversiones MetLife Holdco Dos Limitada (Chile)	CHL	NIA	Natiloportem Holdings, LLC	Ownership		MetLife, Inc.	
0241	MetLife	00000		4189837			Inversiones MetLife Holdco Dos Limitada (Chile)	CHL	NIA	MetLife, Inc.	Ownership	99.999	MetLife, Inc.	
0241	MetLife	00000	AA-2130012	1641857			MetLife Seguros S.A. (Argentina)	ARG	IA	MetLife International Holdings, LLC	Ownership	95.524	MetLife, Inc.	
0241	MetLife	00000	AA-2130012	1641857			MetLife Seguros S.A. (Argentina)	ARG	IA	Natiloportem Holdings, LLC	Ownership	2.675	MetLife, Inc.	
0241	MetLife	00000	AA-2130012	4251145			MetLife Seguros S.A. (Argentina)	ARG	IA	International Technical and Advisory Services Limited (USA-Delaware)	Ownership	1.801	MetLife, Inc.	
0241	MetLife	00000		2327738			Compania Inversora MetLife S.A. (Argentina)	ARG	NIA	MetLife International Holdings, LLC	Ownership	95.460	MetLife, Inc.	
0241	MetLife	00000		2327738			Compania Inversora MetLife S.A. (Argentina)	ARG	NIA	Natiloportem Holdings, LLC	Ownership	4.540	MetLife, Inc.	
0241	MetLife	00000		4247296			MetLife Servicios S.A. (Argentina)	ARG	NIA	Compania Inversora MetLife S.A.	Ownership	18.870	MetLife, Inc.	
0241	MetLife	00000		4247296			MetLife Servicios S.A. (Argentina)	ARG	NIA	MetLife Seguros S.A.	Ownership	79.880	MetLife, Inc.	
0241	MetLife	00000		4247296			MetLife Servicios S.A. (Argentina)	ARG	NIA	Natiloportem Holdings, LLC	Ownership	0.990	MetLife, Inc.	
0241	MetLife	00000		4247296			MetLife Servicios S.A. (Argentina)	ARG	NIA	MetLife Seguros de Retiro S.A.	Ownership	0.260	MetLife, Inc.	
0241	MetLife	00000	06-1597037	2985727			MetLife Worldwide Holdings, LLC	DE	NIA	MetLife International Holdings, LLC	Ownership	100.000	MetLife, Inc.	
0241	MetLife	00000	AA-5324104	3144558			MetLife Limited (Hong Kong)	HKG	IA	MetLife Worldwide Holdings, LLC	Ownership	100.000	MetLife, Inc.	
0241	MetLife	00000					BIDV MetLife Life Insurance Limited Liability Company	VNM	IA	MetLife Limited (Hong Kong)	Ownership	60.000	MetLife, Inc.	
0241	MetLife	00000		2704610			Best Market S.A. (Argentina)	ARG	NIA	MetLife International Holdings, LLC	Ownership	95.000	MetLife, Inc.	
0241	MetLife	00000		2704610			Best Market S.A. (Argentina)	ARG	NIA	Natiloportem Holdings, LLC	Ownership	5.000	MetLife, Inc.	
0241	MetLife	00000	AA-5344102	3166411			PNB MetLife India Insurance Company Limited	IND	IA	MetLife International Holdings, LLC	Ownership	26.000	MetLife, Inc.	
0241	MetLife	00000	AA-2130046	1388303			MetLife Seguros de Retiro S.A. (Argentina)	ARG	IA	MetLife International Holdings, LLC	Ownership	96.890	MetLife, Inc.	
0241	MetLife	00000	AA-2130046	1388303			MetLife Seguros de Retiro S.A. (Argentina)	ARG	IA	Natiloportem Holdings, LLC	Ownership	3.110	MetLife, Inc.	

Q13.7



**SCHEDULE Y**

**PART 1A - DETAIL OF INSURANCE HOLDING COMPANY SYSTEM**

1	2	3	4	5	6	7	8	9	10	11	12	13	14	15
Group Code	Group Name	NAIC Company Code	ID Number	Federal RSSD	CIK	Name of Securities Exchange if Public Traded (U.S. or International)	Name of Parent, Subsidiaries or Affiliates	Domiciliary Location	Relationship to Reporting Entity	Directly Controlled by (Name of Entity/Person)	Type of Control (Ownership, Board, Management, Attorney-in-Fact, Influence, Other)	If Control is Ownership Provide Percentage	Ultimate Controlling Entity(ies)/Person(s)	*
0241..	MetLife.....	00000.....	AA-2130046..	4321758.....			MetLife Seguros de Retiro S.A. (Argentina)..	ARG.....	IA.....	International Technical and Advisory Services Limited (USA-Delaware)	Ownership.....		MetLife, Inc.....	
0241..	MetLife.....	00000.....		3373648.....			MetLife Administradora de Fondos Multipatrocinaados Ltda. (Brazil)	BRA.....	NIA.....	MetLife International Holdings, LLC.....	Ownership.....	...100.000	MetLife, Inc.....	
0241..	MetLife.....	00000.....		3373648.....			MetLife Administradora de Fondos Multipatrocinaados Ltda. (Brazil)	BRA.....	NIA.....	Natiloportem Holdings, LLC.....	Ownership.....		MetLife, Inc.....	
0241..	MetLife.....	26298.....	13-2725441..	3219728.....			Metropolitan Property and Casualty Insurance Company	RI.....	IA.....	MetLife, Inc.....	Ownership.....	...100.000	MetLife, Inc.....	
0241..	MetLife.....	39950.....	22-2342710..				Metropolitan General Insurance Company...	RI.....	IA.....	Metropolitan Property and Casualty Insurance Company	Ownership.....	...100.000	MetLife, Inc.....	
0241..	MetLife.....	40169.....	05-0393243..				Metropolitan Casualty Insurance Company...	RI.....	IA.....	Metropolitan Property and Casualty Insurance Company	Ownership.....	...100.000	MetLife, Inc.....	
0241..	MetLife.....	25321.....	23-1903575..				Metropolitan Direct Property and Casualty Insurance Company	RI.....	IA.....	Metropolitan Property and Casualty Insurance Company	Ownership.....	...100.000	MetLife, Inc.....	
0241..	MetLife.....	22926.....	36-1022580..				Economy Fire & Casualty Company.....	IL.....	IA.....	Metropolitan Property and Casualty Insurance Company	Ownership.....	...100.000	MetLife, Inc.....	
0241..	MetLife.....	38067.....	36-3027848..				Economy Preferred Insurance Company.....	IL.....	IA.....	Economy Fire & Casualty Company.....	Ownership.....	...100.000	MetLife, Inc.....	
0241..	MetLife.....	40649.....	36-3105737..				Economy Premier Assurance Company.....	IL.....	IA.....	Economy Fire & Casualty Company.....	Ownership.....	...100.000	MetLife, Inc.....	
0241..	MetLife.....	00000.....	95-3003951..				MetLife Auto & Home Insurance Agency, Inc.	RI.....	IA.....	Metropolitan Property and Casualty Insurance Company	Ownership.....	...100.000	MetLife, Inc.....	
0241..	MetLife.....	34339.....	13-2915260..				Metropolitan Group Property and Casualty Insurance Company	RI.....	IA.....	Metropolitan Property and Casualty Insurance Company	Ownership.....	...100.000	MetLife, Inc.....	
0241..	MetLife.....	00000.....	05-0476998..				Metropolitan Lloyds, Inc.....	TX.....	NIA.....	Metropolitan Property and Casualty Insurance Company	Ownership.....	...100.000	MetLife, Inc.....	
0241..	MetLife.....	13938.....	75-2483187..				Metropolitan Lloyds Insurance Company of Texas	TX.....	IA.....	Metropolitan Lloyds, Inc.....	Attorney-in-fact.....		MetLife, Inc.....	
0241..	MetLife.....	87726.....	06-0566090..	1546103.....	733076.....		MetLife Insurance Company USA.....	DE.....	IA.....	MetLife, Inc.....	Ownership.....	...100.000	MetLife, Inc.....	
0241..	MetLife.....	00000.....	47-4161401..				ML 1065 Hotel, LLC.....	DE.....	NIA.....	MetLife Insurance Company USA.....	Ownership.....	...100.000	MetLife, Inc.....	
0241..	MetLife.....	00000.....					MetLife Renewables Holding, LLC.....	DE.....	NIA.....	MetLife Insurance Company USA.....	Ownership.....	...100.000	MetLife, Inc.....	
0241..	MetLife.....	00000.....					Greater Sandhill I, LLC.....	DE.....	NIA.....	MetLife Renewables Holding, LLC.....	Ownership.....	...100.000	MetLife, Inc.....	
0241..	MetLife.....	00000.....	01-0893117..				Metropolitan Connecticut Properties Ventures, LLC	DE.....	NIA.....	MetLife Insurance Company USA.....	Ownership.....	...100.000	MetLife, Inc.....	
0241..	MetLife.....	00000.....	06-1576470..				One Financial Place Corporation.....	DE.....	NIA.....	MetLife Insurance Company USA.....	Ownership.....	...100.000	MetLife, Inc.....	
0241..	MetLife.....	00000.....					Sino-US United MetLife Insurance Co. Ltd...	CHN....	IA.....	MetLife Insurance Company USA.....	Ownership.....	...27.800	MetLife, Inc.....	
0241..	MetLife.....	00000.....					Sino-US United MetLife Insurance Co. Ltd...	CHN....	IA.....	Metropolitan Life Insurance Company.....	Ownership.....	...22.200	MetLife, Inc.....	
0241..	MetLife.....	00000.....					MetLife Greenstone Southeast Ventures, LLC	DE.....	NIA.....	MetLife Insurance Company USA.....	Ownership.....	...95.000	MetLife, Inc.....	

Q13.8

**SCHEDULE Y**

**PART 1A - DETAIL OF INSURANCE HOLDING COMPANY SYSTEM**

1	2	3	4	5	6	7	8	9	10	11	12	13	14	15
Group Code	Group Name	NAIC Company Code	ID Number	Federal RSSD	CIK	Name of Securities Exchange if Public Traded (U.S. or International)	Name of Parent, Subsidiaries or Affiliates	Domiciliary Location	Relationship to Reporting Entity	Directly Controlled by (Name of Entity/Person)	Type of Control (Ownership, Board, Management, Attorney-in-Fact, Influence, Other)	If Control is Ownership Provide Percentage	Ultimate Controlling Entity(ies)/Person(s)	*
0241	MetLife	00000					MetLife Greenstone Southeast Ventures, LLC	DE	NIA	Metropolitan Connecticut Properties Ventures, LLC	Ownership	5.000	MetLife, Inc.	
0241	MetLife	00000					MLGP Lakeside, LLC	DE	NIA	MetLife Greenstone Southeast Ventures, LLC	Ownership	100.000	MetLife, Inc.	
0241	MetLife	00000					Euro TI Investments LLC	DE	NIA	MetLife Insurance Company USA	Ownership	100.000	MetLife, Inc.	
0241	MetLife	00000	46-3156033		0000937869		MetLife USA Assignment Company	CT	NIA	MetLife Insurance Company USA	Ownership	100.000	MetLife, Inc.	
0241	MetLife	00000	26-0224429				Daniel/MetLife Midtown Limited Liability Company	DE	NIA	MetLife Insurance Company USA	Ownership	100.000	MetLife, Inc.	
0241	MetLife	00000	26-0301826				1075 Peachtree, LLC	DE	NIA	Daniel/MetLife Midtown Limited Liability Company	Ownership	100.000	MetLife, Inc.	
0241	MetLife	00000	27-0227067				TLA Holdings II LLC	DE	NIA	MetLife Insurance Company USA	Ownership	100.000	MetLife, Inc.	
0241	MetLife	00000	27-1320082				TLA Holdings III LLC	DE	NIA	MetLife Insurance Company USA	Ownership	100.000	MetLife, Inc.	
0241	MetLife	00000					TIC European Real Estate LP, LLC	DE	NIA	MetLife Insurance Company USA	Ownership	100.000	MetLife, Inc.	
0241	MetLife	00000	20-4607161				MetLife European Holdings, LLC	DE	NIA	MetLife Insurance Company USA	Ownership	100.000	MetLife, Inc.	
0241	MetLife	00000	74-3261395				TLA Holdings LLC	DE	NIA	MetLife Insurance Company USA	Ownership	100.000	MetLife, Inc.	
0241	MetLife	00000	51-0099394				The Prospect Company	DE	NIA	TLA Holdings LLC	Ownership	100.000	MetLife, Inc.	
0241	MetLife	00000					TRAL & Co.	CT	NIA	MetLife Insurance Company USA	Partnership		MetLife, Inc.	
0241	MetLife	00000					Euro TL Investments LLC	DE	NIA	MetLife Insurance Company USA	Ownership	100.000	MetLife, Inc.	
0241	MetLife	00000					Corrigan TLP LLC	DE	NIA	MetLife Insurance Company USA	Ownership	100.000	MetLife, Inc.	
0241	MetLife	00000	13-4153151				MetLife Canadian Property Ventures LLC	NY	NIA	MetLife Insurance Company USA	Ownership	100.000	MetLife, Inc.	
0241	MetLife	00000					MetLife Property Ventures Canada ULC	CAN	NIA	MetLife Insurance Company USA	Ownership	100.000	MetLife, Inc.	
0241	MetLife	97136	13-3114906	3219773			Metropolitan Tower Life Insurance Company	DE	IA	MetLife, Inc.	Ownership	100.000	MetLife, Inc.	
0241	MetLife	00000					EntreCap Real Estate II, LLC	DE	NIA	Metropolitan Tower Life Insurance Company	Ownership	100.000	MetLife, Inc.	
0241	MetLife	00000					PREFCO Dix-Huit LLC	CT	NIA	EntreCap Real Estate II, LLC	Ownership	100.000	MetLife, Inc.	
0241	MetLife	00000					PREFCO X Holdings LLC	CT	NIA	EntreCap Real Estate II, LLC	Ownership	100.000	MetLife, Inc.	
0241	MetLife	00000					PREFCO Ten Limited Partnership	CT	NIA	EntreCap Real Estate II, LLC	Ownership	99.900	MetLife, Inc.	
0241	MetLife	00000					PREFCO Ten Limited Partnership	CT	NIA	PREFCO X Holdings LLC	Ownership	0.100	MetLife, Inc.	
0241	MetLife	00000					PREFCO Vingt LLC	CT	NIA	EntreCap Real Estate II, LLC	Ownership	100.000	MetLife, Inc.	
0241	MetLife	00000					PREFCO Twenty Limited Partnership	CT	NIA	EntreCap Real Estate II, LLC	Ownership	99.000	MetLife, Inc.	
0241	MetLife	00000					PREFCO Twenty Limited Partnership	CT	NIA	PREFCO Vingt LLC	Ownership	1.000	MetLife, Inc.	
0241	MetLife	00000					Plaza Drive Properties, LLC	DE	NIA	Metropolitan Tower Life Insurance Company	Ownership	100.000	MetLife, Inc.	
0241	MetLife	00000					MTL Leasing, LLC	DE	NIA	Metropolitan Tower Life Insurance Company	Ownership	100.000	MetLife, Inc.	
0241	MetLife	00000					PREFCO IX Realty LLC	CT	NIA	MTL Leasing, LLC	Ownership	100.000	MetLife, Inc.	
0241	MetLife	00000					PREFCO XIV Holdings LLC	CT	NIA	MTL Leasing, LLC	Ownership	100.000	MetLife, Inc.	
0241	MetLife	00000					PREFCO Fourteen Limited Partnership	CT	NIA	MTL Leasing, LLC	Ownership	99.900	MetLife, Inc.	
0241	MetLife	00000					PREFCO Fourteen Limited Partnership	CT	NIA	PREFCO XIV Holdings LLC	Ownership	0.100	MetLife, Inc.	
0241	MetLife	00000					1320 Venture LLC	DE	NIA	MTL Leasing, LLC	Ownership	100.000	MetLife, Inc.	

Q13.9

## SCHEDULE Y

### PART 1A - DETAIL OF INSURANCE HOLDING COMPANY SYSTEM

1	2	3	4	5	6	7	8	9	10	11	12	13	14	15
Group Code	Group Name	NAIC Company Code	ID Number	Federal RSSD	CIK	Name of Securities Exchange if Public Traded (U.S. or International)	Name of Parent, Subsidiaries or Affiliates	Domiciliary Location	Relationship to Reporting Entity	Directly Controlled by (Name of Entity/Person)	Type of Control (Ownership, Board, Management, Attorney-in-Fact, Influence, Other)	If Control is Ownership Provide Percentage	Ultimate Controlling Entity(ies)/Person(s)	*
0241	MetLife	00000	13-3114906				1320 GP LLC	DE	NIA	MTL Leasing, LLC	Ownership	100.000	MetLife, Inc.	
0241	MetLife	00000	38-3846857				1320 Owner LP	DE	NIA	1320 Venture LLC	Ownership	99.900	MetLife, Inc.	
0241	MetLife	00000	38-3846857				1320 Owner LP	DE	NIA	1320 GP LLC	Ownership	0.100	MetLife, Inc.	
0241	MetLife	00000		3077272			MetLife Chile Inversiones Limitada	CHL	NIA	MetLife, Inc.	Ownership	72.350	MetLife, Inc.	
0241	MetLife	00000		3077272			MetLife Chile Inversiones Limitada	CHL	NIA	Inversiones MetLife Holdco Dos Limitada	Ownership	2.767	MetLife, Inc.	
0241	MetLife	00000		3077272			MetLife Chile Inversiones Limitada	CHL	NIA	Natiloportem Holdings, LLC	Ownership		MetLife, Inc.	
0241	MetLife	00000		3077272			MetLife Chile Inversiones Limitada	CHL	NIA	American Life Insurance Company	Ownership	24.882	MetLife, Inc.	
0241	MetLife	00000	AA-2280000		3179774		MetLife Chile Seguros de Vida S.A.	CHL	IA	MetLife Chile Inversiones Limitada	Ownership	99.997	MetLife, Inc.	
0241	MetLife	00000	AA-2280000		3179774		MetLife Chile Seguros de Vida S.A.	CHL	IA	International Technical and Advisory Services Limited (USA-Delaware)	Ownership	0.003	MetLife, Inc.	
0241	MetLife	00000					Inversiones MetLife Holdco Tres Limitada (Chile)	CHL	NIA	MetLife Chile Inversiones Limitada	Ownership	99.900	MetLife, Inc.	
0241	MetLife	00000					Inversiones MetLife Holdco Tres Limitada (Chile)	CHL	NIA	Inversiones MetLife Holdco Dos Limitada	Ownership	0.100	MetLife, Inc.	
0241	MetLife	00000					AFP Provida S.A. (Chile)	CHL	NIA	MetLife Chile Inversiones Limitada	Ownership	10.922	MetLife, Inc.	
0241	MetLife	00000					AFP Provida S.A. (Chile)	CHL	NIA	Inversiones MetLife Holdco Tres Limitada	Ownership	42.382	MetLife, Inc.	
0241	MetLife	00000					AFP Provida S.A. (Chile)	CHL	NIA	Inversiones MetLife Holdco Dos Limitada	Ownership	42.382	MetLife, Inc.	
0241	MetLife	00000		4255282			MetLife Chile Administradora de Mutuos Hipotecarios S.A.	CHL	NIA	MetLife Chile Seguros de Vida S.A.	Ownership	99.900	MetLife, Inc.	
0241	MetLife	00000		4255282			MetLife Chile Administradora de Mutuos Hipotecarios S.A.	CHL	NIA	MetLife Chile Inversiones Limitada	Ownership	0.100	MetLife, Inc.	
0241	MetLife	00000		4255086			Legal Chile S.A. (Chile)	CHL	NIA	MetLife Chile Inversiones Limitada	Ownership	51.000	MetLife, Inc.	
0241	MetLife	00000		4255095			Legagroup S.A. (Chile)	CHL	NIA	Legal Chile S.A. (Chile)	Ownership	99.000	MetLife, Inc.	
0241	MetLife	00000					Provida Internacional S.A. (Chile)	CHL	NIA	AFP Provida S.A.	Ownership	99.990	MetLife, Inc.	
0241	MetLife	00000					Provida Internacional S.A. (Chile)	CHL	NIA	MetLife Chile Inversiones Limitada	Ownership	0.010	MetLife, Inc.	
0241	MetLife	00000					AFP Genesis Administradora de Fondos y Fidecomisos S.A. (Ecuador)	ECU	NIA	Provida Internacional S.A.	Ownership	99.900	MetLife, Inc.	
0241	MetLife	00000					AFP Genesis Administradora de Fondos y Fidecomisos S.A. (Ecuador)	ECU	NIA	AFP Provida S.A.	Ownership	0.100	MetLife, Inc.	
0241	MetLife	00000					MetLife Chile Seguros Generales S.A. (Chile)	CHL	IA	MetLife Chile Inversiones Limitada	Ownership	99.980	MetLife, Inc.	
0241	MetLife	00000					MetLife Chile Seguros Generales S.A. (Chile)	CHL	IA	Inversiones MetLife Holdco Dos Limitada	Ownership	0.020	MetLife, Inc.	
0241	MetLife	00000	52-1528581	3921834	0000727303		SafeGuard Health Enterprises, Inc	DE	NIA	MetLife, Inc.	Ownership	100.000	MetLife, Inc.	
0241	MetLife	95747	93-0864866		6324		SafeGuard Health Plans, Inc. (NV)	NV	NIA	SafeGuard Health Enterprises, Inc.	Ownership	100.000	MetLife, Inc.	
0241	MetLife	14170	33-0733552		6324		MetLife Health Plans, Inc.	NJ	NIA	SafeGuard Health Enterprises, Inc.	Ownership	100.000	MetLife, Inc.	
0241	MetLife	00000	95-2879515		6324		SafeGuard Health Plans, Inc. (CA)	CA	NIA	SafeGuard Health Enterprises, Inc.	Ownership	100.000	MetLife, Inc.	

Q13.10

**SCHEDULE Y**

**PART 1A - DETAIL OF INSURANCE HOLDING COMPANY SYSTEM**

1	2	3	4	5	6	7	8	9	10	11	12	13	14	15
Group Code	Group Name	NAIC Company Code	ID Number	Federal RSSD	CIK	Name of Securities Exchange if Public Traded (U.S. or International)	Name of Parent, Subsidiaries or Affiliates	Domiciliary Location	Relationship to Reporting Entity	Directly Controlled by (Name of Entity/Person)	Type of Control (Ownership, Board, Management, Attorney-in-Fact, Influence, Other)	If Control is Ownership Provide Percentage	Ultimate Controlling Entity(ies)/Person(s)	*
0241..	MetLife.....	79014.....	33-0515751..	.....	6324.....	.....	SafeHealth Life Insurance Company.....	CA.....	NIA.....	SafeGuard Health Enterprises, Inc.....	Ownership.....	100.000	MetLife, Inc.....	.....
0241..	MetLife.....	52009.....	65-0073323..	.....	6324.....	.....	SafeGuard Health Plans, Inc. (FL).....	FL.....	NIA.....	SafeGuard Health Enterprises, Inc.....	Ownership.....	100.000	MetLife, Inc.....	.....
0241..	MetLife.....	95051.....	75-2046497..	.....	6324.....	.....	SafeGuard Health Plans, Inc. (TX).....	TX.....	NIA.....	SafeGuard Health Enterprises, Inc.....	Ownership.....	100.000	MetLife, Inc.....	.....
0241..	MetLife.....	00000.....	98-1099650..	.....	.....	.....	MetLife Global Benefits, Ltd.....	CYM.....	NIA.....	MetLife, Inc.....	Ownership.....	100.000	MetLife, Inc.....	.....
0241..	MetLife.....	00000.....	36-3665871..	3165900.....	.....	.....	Cova Life Management Company.....	DE.....	NIA.....	MetLife, Inc.....	Ownership.....	100.000	MetLife, Inc.....	.....
0241..	MetLife.....	00000.....	.....	3817825.....	.....	.....	MetLife Services and Solutions, LLC.....	DE.....	NIA.....	MetLife, Inc.....	Ownership.....	100.000	MetLife, Inc.....	.....
0241..	MetLife.....	00000.....	.....	3818523.....	.....	.....	MetLife Solutions Pte. Ltd.....	SGP.....	NIA.....	MetLife Services and Solutions, LLC.....	Ownership.....	100.000	MetLife, Inc.....	.....
0241..	MetLife.....	00000.....	98-0613376..	3818550.....	.....	.....	MetLife Global Operations Support Center Private Limited	IND.....	NIA.....	MetLife Solutions Pte. Ltd.....	Ownership.....	100.000	MetLife, Inc.....	.....
0241..	MetLife.....	00000.....	98-0613376..	3818550.....	.....	.....	MetLife Global Operations Support Center Private Limited	IND.....	NIA.....	Natiloportem Holdings, LLC.....	Ownership.....	.....	MetLife, Inc.....	.....
0241..	MetLife.....	00000.....	.....	3818541.....	.....	.....	MetLife Services East Private Limited.....	IND.....	NIA.....	MetLife Solutions Pte. Ltd.....	Ownership.....	100.000	MetLife, Inc.....	.....
0241..	MetLife.....	00000.....	22-3805708..	3302488.....	.....	.....	Newbury Insurance Company, Limited.....	DE.....	IA.....	MetLife, Inc.....	Ownership.....	100.000	MetLife, Inc.....	.....
0241..	MetLife.....	60992.....	13-3690700..	3302479.....	1167609.....	.....	First MetLife Investors Insurance Company..	NY.....	RE.....	MetLife, Inc.....	Ownership.....	100.000	MetLife, Inc.....	.....
0241..	MetLife.....	00000.....	13-3175978..	3219700.....	1422771.....	.....	MetLife Securities, Inc.....	DE.....	NIA.....	MetLife, Inc.....	Ownership.....	100.000	MetLife, Inc.....	.....
0241..	MetLife.....	00000.....	13-3179826..	3219782.....	.....	.....	Enterprise General Insurance Agency, Inc...	DE.....	IA.....	MetLife, Inc.....	Ownership.....	100.000	MetLife, Inc.....	.....
0241..	MetLife.....	12232.....	20-1452630..	3320080.....	.....	.....	MetLife Reinsurance Company of South Carolina	SC.....	IA.....	MetLife, Inc.....	Ownership.....	100.000	MetLife, Inc.....	.....
0241..	MetLife.....	13626.....	20-5819518..	3921870.....	.....	.....	MetLife Reinsurance Company of Charleston	SC.....	IA.....	MetLife, Inc.....	Ownership.....	100.000	MetLife, Inc.....	.....
0241..	MetLife.....	14911.....	36-4741040..	.....	.....	.....	MetLife Reinsurance Company of Delaware.	DE.....	IA.....	MetLife, Inc.....	Ownership.....	100.000	MetLife, Inc.....	.....
0241..	MetLife.....	00000.....	26-6122204..	4254959.....	.....	.....	MetLife Capital Trust IV.....	DE.....	NIA.....	MetLife, Inc.....	Ownership.....	100.000	MetLife, Inc.....	.....
0241..	MetLife.....	00000.....	26-6288172..	3921843.....	.....	.....	MetLife Capital Trust X.....	DE.....	NIA.....	MetLife, Inc.....	Ownership.....	100.000	MetLife, Inc.....	.....
0241..	MetLife.....	00000.....	27-0858844..	4278786.....	.....	.....	MetLife Home Loans LLC.....	DE.....	NIA.....	MetLife, Inc.....	Ownership.....	100.000	MetLife, Inc.....	.....
0241..	MetLife.....	00000.....	75-2417735..	2602211.....	.....	.....	Federal Flood Certification LLC.....	TX.....	NIA.....	MetLife, Inc.....	Ownership.....	100.000	MetLife, Inc.....	.....
0241..	MetLife.....	00000.....	55-0790010..	3165807.....	.....	.....	MetLife Group, Inc.....	NY.....	NIA.....	MetLife, Inc.....	Ownership.....	100.000	MetLife, Inc.....	.....
0241..	MetLife.....	00000.....	.....	4242086.....	.....	.....	MetLife Standby I, LLC.....	DE.....	NIA.....	MetLife, Inc.....	Ownership.....	100.000	MetLife, Inc.....	.....
0241..	MetLife.....	00000.....	.....	4242321.....	.....	.....	MetLife Exchange Trust I.....	DE.....	NIA.....	MetLife Standby I, LLC.....	Ownership.....	100.000	MetLife, Inc.....	.....
0241..	MetLife.....	00000.....	.....	3576355.....	.....	.....	MetLife Investment Advisors, LLC.....	DE.....	NIA.....	MetLife, Inc.....	Ownership.....	100.000	MetLife, Inc.....	.....
0241..	MetLife.....	00000.....	.....	.....	.....	.....	MetLife Core Property Fund GP, LLC.....	DE.....	NIA.....	MetLife Investment Advisors, LLC.....	Ownership.....	100.000	MetLife, Inc.....	.....
0241..	MetLife.....	00000.....	80-0946518..	.....	.....	.....	MetLife Core Property Fund, LP.....	DE.....	NIA.....	Metropolitan Life Insurance Company.....	Ownership.....	20.060	MetLife, Inc.....	.....
0241..	MetLife.....	00000.....	80-0946518..	.....	.....	.....	MetLife Core Property Fund, LP.....	DE.....	NIA.....	Metropolitan Life Insurance Company (on behalf of Sep Acct 746)	Ownership.....	3.240	MetLife, Inc.....	.....
0241..	MetLife.....	00000.....	80-0946518..	.....	.....	.....	MetLife Core Property Fund, LP.....	DE.....	NIA.....	Metropolitan Life Insurance Company of Korea Limited	Ownership.....	2.910	MetLife, Inc.....	.....
0241..	MetLife.....	00000.....	80-0946518..	.....	.....	.....	MetLife Core Property Fund, LP.....	DE.....	NIA.....	General American Life Insurance Company..	Ownership.....	0.070	MetLife, Inc.....	.....

Q13.11

**SCHEDULE Y**

**PART 1A - DETAIL OF INSURANCE HOLDING COMPANY SYSTEM**

1	2	3	4	5	6	7	8	9	10	11	12	13	14	15
Group Code	Group Name	NAIC Company Code	ID Number	Federal RSSD	CIK	Name of Securities Exchange if Public Traded (U.S. or International)	Name of Parent, Subsidiaries or Affiliates	Domiciliary Location	Relationship to Reporting Entity	Directly Controlled by (Name of Entity/Person)	Type of Control (Ownership, Board, Management, Attorney-in-Fact, Influence, Other)	If Control is Ownership Provide Percentage	Ultimate Controlling Entity(ies)/Person(s)	*
0241..	MetLife.....	00000.....	80-0946518..				MetLife Core Property Fund, LP.....	DE.....	NIA.....	MetLife Insurance Company USA.....	Ownership.....	0.140	MetLife, Inc.....	
0241..	MetLife.....	00000.....	80-0947139..				MetLife Core Property REIT, LLC.....	DE.....	NIA.....	MetLife Core Property Fund, LP.....	Ownership.....	100.000	MetLife, Inc.....	
0241..	MetLife.....	00000.....	46-3934926..				MetLife Core Property Holdings, LLC.....	DE.....	NIA.....	MetLife Core Property REIT, LLC.....	Ownership.....	100.000	MetLife, Inc.....	
0241..	MetLife.....	00000.....					MCP Property Management LLC (DE).....	DE.....	NIA.....	MetLife Core Property Holdings, LLC.....	Ownership.....	100.000	MetLife, Inc.....	
0241..	MetLife.....	00000.....	13-4075851..				MetLife Commercial Mortgage Income Fund GP, LLC.....	DE.....	NIA.....	MetLife Investment Advisors, LLC.....	Ownership.....	100.000	MetLife, Inc.....	
0241..	MetLife.....	00000.....	47-2630137..				MetLife Commercial Mortgage Income Fund LP.....	DE.....	NIA.....	Metropolitan Life Insurance Company.....	Ownership.....	28.870	MetLife, Inc.....	
0241..	MetLife.....	00000.....	47-2630137..				MetLife Commercial Mortgage Income Fund LP.....	DE.....	NIA.....	MetLife Insurance Company USA.....	Ownership.....	9.620	MetLife, Inc.....	
0241..	MetLife.....	00000.....	47-2630137..				MetLife Commercial Mortgage Income Fund LP.....	DE.....	NIA.....	MetLife Insurance Company of Korea, Limited.....	Ownership.....	5.710	MetLife, Inc.....	
0241..	MetLife.....	00000.....	47-2630137..				MetLife Commercial Mortgage Income Fund LP.....	DE.....	NIA.....	MetLife Limited.....	Ownership.....	3.640	MetLife, Inc.....	
0241..	MetLife.....	00000.....	47-2630137..				MetLife Commercial Mortgage Income Fund LP.....	DE.....	NIA.....	Metropolitan Life Insurance Company of Hong Kong Limited.....	Ownership.....	0.770	MetLife, Inc.....	
0241..	MetLife.....	00000.....	47-2688528..				MetLife Commercial Mortgage REIT, LLC.....	DE.....	NIA.....	MetLife Commercial Mortgage Income Fund, LP.....	Ownership.....	100.000	MetLife, Inc.....	
0241..	MetLife.....	00000.....	47-2703778..				MetLife Commercial Mortgage Originator, LLC.....	DE.....	NIA.....	MetLife Commercial Mortgage REIT, LLC.....	Ownership.....	100.000	MetLife, Inc.....	
0241..	MetLife.....	00000.....	47-5495603..				MCMIF Holdco I, LLC.....	DE.....	NIA.....	MetLife Commercial Mortgage Originator, LLC.....	Ownership.....	100.000	MetLife, Inc.....	
0241..	MetLife.....	00000.....					MetLife International PE Fund I, LP.....	CYM.....	NIA.....	MetLife Insurance K.K. (Japan).....	Ownership.....	92.593	MetLife, Inc.....	
0241..	MetLife.....	00000.....					MetLife International PE Fund I, LP.....	CYM.....	NIA.....	Metropolitan Life Insurance Company of Hong Kong Limited.....	Ownership.....	0.576	MetLife, Inc.....	
0241..	MetLife.....	00000.....					MetLife International PE Fund I, LP.....	CYM.....	NIA.....	MetLife Limited (Hong Kong).....	Ownership.....	2.716	MetLife, Inc.....	
0241..	MetLife.....	00000.....					MetLife International PE Fund I, LP.....	CYM.....	NIA.....	MetLife Mexico S.A.....	Ownership.....	4.115	MetLife, Inc.....	
0241..	MetLife.....	00000.....					MetLife Alternatives GP, LLC.....	DE.....	NIA.....	MetLife Investment Advisors, LLC.....	Ownership.....	100.000	MetLife, Inc.....	
0241..	MetLife.....	00000.....	98-1150291..				MetLife International HF Partners, LP.....	CYM.....	NIA.....	MetLife Insurance K.K. (Japan).....	Ownership.....	88.220	MetLife, Inc.....	
0241..	MetLife.....	00000.....	98-1150291..				MetLife International HF Partners, LP.....	CYM.....	NIA.....	MetLife Insurance Company of Korea Limited.....	Ownership.....	9.470	MetLife, Inc.....	
0241..	MetLife.....	00000.....	98-1150291..				MetLife International HF Partners, LP.....	CYM.....	NIA.....	MetLife Limited (Hong Kong).....	Ownership.....	2.290	MetLife, Inc.....	
0241..	MetLife.....	00000.....	98-1150291..				MetLife International HF Partners, LP.....	CYM.....	NIA.....	MetLife Alternatives GP, LLC.....	Ownership.....	0.020	MetLife, Inc.....	
0241..	MetLife.....	00000.....	98-1162663..				MetLife International PE Fund II, LP.....	CYM.....	NIA.....	MetLife Insurance K.K. (Japan).....	Ownership.....	94.540	MetLife, Inc.....	
0241..	MetLife.....	00000.....	98-1162663..				MetLife International PE Fund II, LP.....	CYM.....	NIA.....	MetLife Limited (Hong Kong).....	Ownership.....	2.770	MetLife, Inc.....	
0241..	MetLife.....	00000.....	98-1162663..				MetLife International PE Fund II, LP.....	CYM.....	NIA.....	MetLife Mexico S.A.....	Ownership.....	2.100	MetLife, Inc.....	
0241..	MetLife.....	00000.....	98-1162663..				MetLife International PE Fund II, LP.....	CYM.....	NIA.....	Metropolitan Life Insurance Company of Hong Kong Limited.....	Ownership.....	0.590	MetLife, Inc.....	

Q13.12

**SCHEDULE Y**

**PART 1A - DETAIL OF INSURANCE HOLDING COMPANY SYSTEM**

1	2	3	4	5	6	7	8	9	10	11	12	13	14	15
Group Code	Group Name	NAIC Company Code	ID Number	Federal RSSD	CIK	Name of Securities Exchange if Public Traded (U.S. or International)	Name of Parent, Subsidiaries or Affiliates	Domiciliary Location	Relationship to Reporting Entity	Directly Controlled by (Name of Entity/Person)	Type of Control (Ownership, Board, Management, Attorney-in-Fact, Influence, Other)	If Control is Ownership Provide Percentage	Ultimate Controlling Entity(ies)/Person(s)	*
0241..	MetLife.....	00000..	98-1226825..				MetLife International PE Fund III, LP.....	CYM.....	NIA.....	MetLife Insurance K.K. (Japan).....	Ownership.....	88.930	MetLife, Inc.....	
0241..	MetLife.....	00000..	98-1226825..				MetLife International PE Fund III, LP.....	CYM.....	NIA.....	MetLife Insurance Company of Korea Limited	Ownership.....	7.910	MetLife, Inc.....	
0241..	MetLife.....	00000..	98-1226825..				MetLife International PE Fund III, LP.....	CYM.....	NIA.....	Metropolitan Life Insurance Company of Hong Kong Limited	Ownership.....	0.550	MetLife, Inc.....	
0241..	MetLife.....	00000..	98-1226825..				MetLife International PE Fund III, LP.....	CYM.....	NIA.....	MetLife Limited (Hong Kong).....	Ownership.....	2.610	MetLife, Inc.....	
0241..	MetLife.....	00000..					MetLife International PE Fund IV, LP.....	CYM.....	NIA.....	MetLife Insurance K.K. (Japan).....	Ownership.....	94.700	MetLife, Inc.....	
0241..	MetLife.....	00000..					MetLife International PE Fund IV, LP.....	CYM.....	NIA.....	MetLife Insurance Company of Korea Limited	Ownership.....	3.790	MetLife, Inc.....	
0241..	MetLife.....	00000..					MetLife International PE Fund IV, LP.....	CYM.....	NIA.....	MetLife Limited (Hong Kong).....	Ownership.....	1.510	MetLife, Inc.....	
0241..	MetLife.....	00000..					MetLife Loan Asset Management, LLC.....	DE.....	NIA.....	MetLife Investment Advisors, LLC.....	Ownership.....	100.000	MetLife, Inc.....	
0241..	MetLife.....	00000..	46-4140926..				MIM Property Management, LLC.....	DE.....	NIA.....	MetLife Investment Advisors, LLC.....	Ownership.....	100.000	MetLife, Inc.....	
0241..	MetLife.....	13092..	26-1511401..	4300892..			MetLife Reinsurance Company of Vermont..	VT.....	IA.....	MetLife, Inc.....	Ownership.....	100.000	MetLife, Inc.....	
0241..	MetLife.....	62634..	51-0104167..	4255107..			Delaware American Life Insurance Company	DE.....	IA.....	MetLife, Inc.....	Ownership.....	100.000	MetLife, Inc.....	
0241..	MetLife.....	00000..	27-1206753..				MetLife Consumer Services, Inc.....	DE.....	NIA.....	MetLife, Inc.....	Ownership.....	100.000	MetLife, Inc.....	
0241..	MetLife.....	00000..	81-3094008..				Gragg Services, LLC.....	DE.....	NIA.....	MetLife, Inc.....	Ownership.....	100.000	MetLife, Inc.....	
0241..	MetLife.....	00000..					MetLife Insurance Brokerage, Inc.....	NY.....	NIA.....	MetLife, Inc.....	Ownership.....	100.000	MetLife, Inc.....	
0241..	MetLife.....	60690..	98-0000065..	4247326..			American Life Insurance Company.....	DE.....	IA.....	MetLife, Inc.....	Ownership.....	100.000	MetLife, Inc.....	
0241..	MetLife.....	00000..	AA-1580066..				MetLife Insurance K.K. (Japan).....	JPN.....	IA.....	American Life Insurance Company.....	Ownership.....	100.000	MetLife, Inc.....	
0241..	MetLife.....	00000..					Communication One Kabushiki Kaisha (Japan)	JPN.....	NIA.....	MetLife Insurance K.K. (Japan).....	Ownership.....	100.000	MetLife, Inc.....	
0241..	MetLife.....	00000..					MetLife, Life Insurance Company.....	EGY.....	IA.....	MetLife Global Holding Company I GmbH (Swiss I)	Ownership.....	84.125	MetLife, Inc.....	
0241..	MetLife.....	00000..	AA-1860015..				MetLife Emeklilik ve Hayat A.S. (Turkey).....	TUR.....	IA.....	MetLife Global Holding Company II GmbH (Swiss II)	Ownership.....	99.980	MetLife, Inc.....	
0241..	MetLife.....	00000..					MetLife Life Insurance S.A. (Greece).....	GRC.....	IA.....	MetLife EU Holding Company Limited (Ireland)	Ownership.....	100.000	MetLife, Inc.....	
0241..	MetLife.....	00000..					MetLife Mutual Fund Company (Greece).....	GRC.....	NIA.....	MetLife Life Insurance Company S.A.....	Ownership.....	90.000	MetLife, Inc.....	
0241..	MetLife.....	00000..					International Investment Holding Company Limited (Russia)	RUS.....	NIA.....	American Life Insurance Company.....	Ownership.....	100.000	MetLife, Inc.....	
0241..	MetLife.....	00000..					UBB-MetLife Zhivotozastrahovatelno Drujestvo AD (Bulgaria)	BGR.....	IA.....	MetLife EU Holding Company Limited (Ireland)	Ownership.....	40.000	MetLife, Inc.....	
0241..	MetLife.....	00000..					MetLife American International Group and Arab National Bank Cooperative Insurance Company	SAU.....	IA.....	American Life Insurance Company.....	Ownership.....	30.000	MetLife, Inc.....	*

Q13.13

**SCHEDULE Y**

**PART 1A - DETAIL OF INSURANCE HOLDING COMPANY SYSTEM**

1	2	3	4	5	6	7	8	9	10	11	12	13	14	15
Group Code	Group Name	NAIC Company Code	ID Number	Federal RSSD	CIK	Name of Securities Exchange if Public Traded (U.S. or International)	Name of Parent, Subsidiaries or Affiliates	Domiciliary Location	Relationship to Reporting Entity	Directly Controlled by (Name of Entity/Person)	Type of Control (Ownership, Board, Management, Attorney-in-Fact, Influence, Other)	If Control is Ownership Provide Percentage	Ultimate Controlling Entity(ies)/Person(s)	*
0241..	MetLife.....	00000.....		4250072.....			PJSC MetLife (Ukraine).....	UKR.....	IA.....	MetLife Global Holding Company II GmbH (Swiss II)	Ownership.....	...99.999	MetLife, Inc.....	
0241..	MetLife.....	00000.....		4250072.....			PJSC MetLife (Ukraine).....	UKR.....	IA.....	International Technical and Advisory Services Limited (USA-Delaware)	Ownership.....	...0.001	MetLife, Inc.....	
0241..	MetLife.....	00000.....		4250072.....			PJSC MetLife (Ukraine).....	UKR.....	IA.....	Borderland Investments Limited (USA-Delaware)	Ownership.....	...0.001	MetLife, Inc.....	
0241..	MetLife.....	00000.....					MetLife Innovation Centre Limited.....	IRL.....	IA.....	MetLife Global Holding Company II GmbH (Swiss II)	Ownership.....	...99.999	MetLife, Inc.....	
0241..	MetLife.....	00000.....	51-0205283..				International Technical and Advisory Services Limited (USA-Delaware)	DE.....	NIA.....	American Life Insurance Company .....	Ownership.....	...100.000	MetLife, Inc.....	
0241..	MetLife.....	00000.....	02-0649743..				Borderland Investments Limited (USA-Delaware)	DE.....	NIA.....	American Life Insurance Company .....	Ownership.....	...100.000	MetLife, Inc.....	
0241..	MetLife.....	00000.....					ALICO Hellas Single Member Limited Liability Company (Greece)	GRC.....	NIA.....	Borderland Investments Limited (USA-Delaware)	Ownership.....	...100.000	MetLife, Inc.....	
0241..	MetLife.....	00000.....	30-0615846..				ALICO Operations, LLC. (USA-Delaware)....	DE.....	NIA.....	American Life Insurance Company .....	Ownership.....	...100.000	MetLife, Inc.....	
0241..	MetLife.....	00000.....					MetLife Asset Management Corp. (Japan)....	JPN.....	NIA.....	ALICO Operations, LLC. (USA-Delaware)....	Ownership.....	...100.000	MetLife, Inc.....	
0241..	MetLife.....	00000.....		4249311.....			MetLife Mas, S.A. de C.V (Mexico).....	MEX.....	IA.....	MetLife International Holdings, LLC.....	Ownership.....	...100.000	MetLife, Inc.....	
0241..	MetLife.....	00000.....		4249311.....			MetLife Mas, S.A. de C.V (Mexico).....	MEX.....	IA.....	International Technical and Advisory Services Limited (USA-Delaware)	Ownership.....	.....	MetLife, Inc.....	
0241..	MetLife.....	00000.....		4251293.....			MetLife Seguros S.A. (Uruguay).....	URY.....	IA.....	American Life Insurance Company .....	Ownership.....	...74.919	MetLife, Inc.....	
0241..	MetLife.....	00000.....		4251293.....			MetLife Seguros S.A. (Uruguay).....	URY.....	IA.....	MetLife, Inc.....	Ownership.....	...25.080	MetLife, Inc.....	
0241..	MetLife.....	00000.....	52-2094092..				Alpha Properties, Inc. (USA-Delaware).....	DE.....	NIA.....	American Life Insurance Company .....	Ownership.....	...100.000	MetLife, Inc.....	
0241..	MetLife.....	00000.....	52-2094091..				Beta Properties, Inc. (USA-Delaware).....	DE.....	NIA.....	American Life Insurance Company .....	Ownership.....	...100.000	MetLife, Inc.....	
0241..	MetLife.....	00000.....	51-0389730..				Delta Properties Japan, Inc. (USA-Delaware)	DE.....	NIA.....	American Life Insurance Company .....	Ownership.....	...100.000	MetLife, Inc.....	
0241..	MetLife.....	00000.....	51-0389749..				Epsilon Properties Japan, Inc. (USA-Delaware)	DE.....	NIA.....	American Life Insurance Company .....	Ownership.....	...100.000	MetLife, Inc.....	
0241..	MetLife.....	00000.....	13-4172883..				Kappa Properties Japan, Inc. (USA-Delaware)	DE.....	NIA.....	American Life Insurance Company .....	Ownership.....	...100.000	MetLife, Inc.....	
0241..	MetLife.....	00000.....	02-0649738..				Iris Properties, Inc. (USA-Delaware).....	DE.....	NIA.....	American Life Insurance Company .....	Ownership.....	...100.000	MetLife, Inc.....	
0241..	MetLife.....	00000.....					MetLife Colombia Seguros de Vida S.A. (Columbia)	COL.....	IA.....	MetLife Global Holding II GmbH (Swiss).....	Ownership.....	...90.000	MetLife, Inc.....	
0241..	MetLife.....	00000.....					MetLife Colombia Seguros de Vida S.A. (Columbia)	COL.....	IA.....	MetLife Global Holding I GmbH (Swiss).....	Ownership.....	...10.000	MetLife, Inc.....	
0241..	MetLife.....	00000.....					MetLife Colombia Seguros de Vida S.A. (Columbia)	COL.....	IA.....	International Technical and Advisory Services Limited (USA-Delaware)	Ownership.....	.....	MetLife, Inc.....	
0241..	MetLife.....	00000.....					MetLife Colombia Seguros de Vida S.A. (Columbia)	COL.....	IA.....	Borderland Investments Limited (USA-Delaware)	Ownership.....	.....	MetLife, Inc.....	

Q13.14

**SCHEDULE Y**

**PART 1A - DETAIL OF INSURANCE HOLDING COMPANY SYSTEM**

1	2	3	4	5	6	7	8	9	10	11	12	13	14	15
Group Code	Group Name	NAIC Company Code	ID Number	Federal RSSD	CIK	Name of Securities Exchange if Public Traded (U.S. or International)	Name of Parent, Subsidiaries or Affiliates	Domiciliary Location	Relationship to Reporting Entity	Directly Controlled by (Name of Entity/Person)	Type of Control (Ownership, Board, Management, Attorney-in-Fact, Influence, Other)	If Control is Ownership Provide Percentage	Ultimate Controlling Entity(ies)/Person(s)	*
0241..	MetLife.....	00000.....					MetLife Colombia Seguros de Vida S.A. (Columbia)	COL.....	IA.....	Natiloportem Holdings, LLC.....	Ownership.....		MetLife, Inc.....	
0241..	MetLife.....	00000.....	13-3912049..				ALICO Properties, Inc. (USA-Delaware).....	DE.....	NIA.....	American Life Insurance Company.....	Ownership.....	51.000	MetLife, Inc.....	
0241..	MetLife.....	00000.....	13-3919049..				Global Properties, Inc. (USA-Delaware).....	DE.....	NIA.....	ALICO Properties, Inc.....	Ownership.....	100.000	MetLife, Inc.....	
0241..	MetLife.....	00000.....					MetLife Global Holding Company I GmbH (Swiss)	CHE.....	NIA.....	American Life Insurance Company.....	Ownership.....	100.000	MetLife, Inc.....	
0241..	MetLife.....	00000.....					MetLife Global Holding Company II GmbH (Swiss)	CHE.....	NIA.....	MetLife Global Holding I GmbH (Swiss).....	Ownership.....	100.000	MetLife, Inc.....	
0241..	MetLife.....	00000.....					MetLife EU Holding Company Limited (Ireland)	IRL.....	NIA.....	MetLife Global Holding II GmbH (Swiss).....	Ownership.....	100.000	MetLife, Inc.....	
0241..	MetLife.....	00000.....	98-0552186..	4249302.....			ALICO European Holding Limited (Ireland)...	IRL.....	NIA.....	MetLife Global Holding II GmbH (Swiss).....	Ownership.....	100.000	MetLife, Inc.....	
0241..	MetLife.....	00000.....	AA-1780108.				MetLife Europe Limited.....	IRL.....	IA.....	International Technical Advisory Services Limited	Ownership.....		MetLife, Inc.....	
0241..	MetLife.....	00000.....	AA-1780108.				MetLife Europe Limited.....	IRL.....	IA.....	American Life Insurance Company.....	Ownership.....	3.997	MetLife, Inc.....	
0241..	MetLife.....	00000.....	AA-1780108.				MetLife Europe Limited.....	IRL.....	IA.....	MetLife Holding (Cyprus) Limited.....	Ownership.....		MetLife, Inc.....	
0241..	MetLife.....	00000.....	AA-1780108.				MetLife Europe Limited.....	IRL.....	IA.....	MetLife EU Holding Company.....	Ownership.....	96.003	MetLife, Inc.....	
0241..	MetLife.....	00000.....					MetLife Services EOOD (Bulgaria).....	BGR.....	NIA.....	MetLife EU Holding Company Limited (Ireland)	Ownership.....	100.000	MetLife, Inc.....	
0241..	MetLife.....	00000.....					MetLife Pension Trustees Limited (UK).....	GBR.....	NIA.....	MetLife Europe Limited.....	Ownership.....	100.000	MetLife, Inc.....	
0241..	MetLife.....	00000.....		4255367.....			First American-Hungarian Insurance Agency Limited (Hungary)	HUN.....	IA.....	MetLife EU Holding Company Limited (Ireland)	Ownership.....	100.000	MetLife, Inc.....	
0241..	MetLife.....	00000.....		4258407.....			MetLife Solutions S.A.S. (France).....	FRA.....	NIA.....	MetLife EU Holding Company Limited (Ireland)	Ownership.....	100.000	MetLife, Inc.....	
0241..	MetLife.....	00000.....					MetLife Asia Holding Company Pte. Ltd.....	SGP.....	NIA.....	MetLife Global Holding II GmbH (Swiss).....	Ownership.....	100.000	MetLife, Inc.....	
0241..	MetLife.....	00000.....					MetLife Innovation Centre Pte. Ltd.....	SGP.....	NIA.....	MetLife Asia Holding Company Pte. Ltd.....	Ownership.....	100.000	MetLife, Inc.....	
0241..	MetLife.....	00000.....					MetLife Reinsurance Company of Bermuda Ltd.	BMU.....	IA.....	MetLife Global Holding II GmbH (Swiss).....	Ownership.....	100.000	MetLife, Inc.....	
0241..	MetLife.....	00000.....					MetLife Investment Management Limited (UK)	GBR.....	NIA.....	MetLife Global Holding II GmbH (Swiss).....	Ownership.....	100.000	MetLife, Inc.....	
0241..	MetLife.....	00000.....		4255246.....			Metropolitan Life Societate de Administrare a unui Fond de Pensii Administrat Privat S.A. (Romania)	ROU.....	IA.....	MetLife EU Holding Company Limited.....	Ownership.....	99.984	MetLife, Inc.....	
0241..	MetLife.....	00000.....		4255246.....			Metropolitan Life Societate de Administrare a unui Fond de Pensii Administrat Privat S.A. (Romania)	ROU.....	IA.....	MetLife Services Sp. z o.o.....	Ownership.....	0.016	MetLife, Inc.....	
0241..	MetLife.....	00000.....					Metropolitan Life Training & Consulting S.R.L. (Romania)	ROU.....	NIA.....	MetLife EU Holding Company Limited (Ireland)	Ownership.....	99.990	MetLife, Inc.....	
0241..	MetLife.....	00000.....					Metropolitan Life Training & Consulting S.R.L. (Romania)	ROU.....	NIA.....	MetLife Global Holding II GmbH (Swiss).....	Ownership.....	0.010	MetLife, Inc.....	

Q13.15



**SCHEDULE Y**

**PART 1A - DETAIL OF INSURANCE HOLDING COMPANY SYSTEM**

1	2	3	4	5	6	7	8	9	10	11	12	13	14	15
Group Code	Group Name	NAIC Company Code	ID Number	Federal RSSD	CIK	Name of Securities Exchange if Public Traded (U.S. or International)	Name of Parent, Subsidiaries or Affiliates	Domiciliary Location	Relationship to Reporting Entity	Directly Controlled by (Name of Entity/Person)	Type of Control (Ownership, Board, Management, Attorney-in-Fact, Influence, Other)	If Control is Ownership Provide Percentage	Ultimate Controlling Entity(ies)/Person(s)	*
0241..	MetLife.....	00000.....		4249469.....			ZAO Master D (Russia).....	RUS.....	NIA.....	ALICO European Holding Limited (Ireland)...	Ownership.....	...100.000	MetLife, Inc.....	
0241..	MetLife.....	00000.....		4249991.....			Joint Stock Company MetLife Insurance Company (Russia)	RUS.....	IA.....	MetLife Global Holding II GmbH (Swiss).....	Ownership.....	...49.000	MetLife, Inc.....	
0241..	MetLife.....	00000.....		4249991.....			Joint Stock Company MetLife Insurance Company (Russia)	RUS.....	IA.....	ZAO Master D (Russia).....	Ownership.....	...51.000	MetLife, Inc.....	
0241..	MetLife.....	00000.....		4255198.....			MetLife Slovakia s.r.o.....	SVK.....	NIA.....	MetLife EU Holding Company Limited (Ireland)	Ownership.....	...99.956	MetLife, Inc.....	
0241..	MetLife.....	00000.....		4255198.....			MetLife Slovakia s.r.o.....	SVK.....	NIA.....	International Technical and Advisory Services Limited (USA-Delaware)	Ownership.....	...0.044	MetLife, Inc.....	
0241..	MetLife.....	00000.....		4255189.....			MetLife SK, a.s.....	SVK.....	NIA.....	MetLife EU Holding Company Limited (Ireland)	Ownership.....	...100.000	MetLife, Inc.....	
0241..	MetLife.....	00000.....					MetLife Services Cyprus Ltd.....	CYP.....	IA.....	MetLife Holdings (Cyprus) Limited.....	Ownership.....	...100.000	MetLife, Inc.....	
0241..	MetLife.....	00000.....					Hellenic Alico Life Insurance Company Ltd. (Cyprus)	CYP.....	IA.....	American Life Insurance Company (Cyprus) Limited	Ownership.....	...27.500	MetLife, Inc.....	
0241..	MetLife.....	00000.....		4247335.....			MetLife Towarzystwo Ubezpieczen na Zycie i Reasekuracji S.A.	POL.....	IA.....	MetLife EU Holding Company Limited (Ireland)	Ownership.....	...100.000	MetLife, Inc.....	
0241..	MetLife.....	00000.....		4258331.....			Agenvita S.r.l. (Italy).....	ITA.....	IA.....	MetLife EU Holding Company Limited (Ireland)	Ownership.....	...100.000	MetLife, Inc.....	
0241..	MetLife.....	00000.....					MetLife Services, Sociedad Limitada (Spain)	ESP.....	NIA.....	MetLife EU Holding Company Limited (Ireland)	Ownership.....	...100.000	MetLife, Inc.....	
0241..	MetLife.....	00000.....		2981224.....			MetLife Insurance Limited (U.K.).....	GBR.....	IA.....	MetLife EU Holding Company Limited (Ireland)	Ownership.....	...99.999	MetLife, Inc.....	
0241..	MetLife.....	00000.....					MetLife Holdings (Cyprus) Limited.....	CYP.....	NIA.....	MetLife EU Holding Company Limited (Ireland)	Ownership.....	...100.000	MetLife, Inc.....	
0241..	MetLife.....	00000.....					MetLife Europe Insurance Limited (Ireland)..	IRL.....	IA.....	MetLife EU Holding Company Limited (Ireland)	Ownership.....	...93.000	MetLife, Inc.....	
0241..	MetLife.....	00000.....					MetLife Europe Insurance Limited (Ireland)..	IRL.....	IA.....	American Life Insurance Company .....	Ownership.....	...7.000	MetLife, Inc.....	
0241..	MetLife.....	00000.....		4189864.....			MetLife Europe Services Limited (Ireland)...	IRL.....	NIA.....	MetLife EU Holding Company Limited (Ireland)	Ownership.....	...100.000	MetLife, Inc.....	
0241..	MetLife.....	00000.....	95-3947585..	3166064.....			MetLife Investors Group, LLC.....	DE.....	NIA.....	MetLife, Inc.....	Ownership.....	...100.000	MetLife, Inc.....	
0241..	MetLife.....	00000.....	43-1906210..	3373563.....	1130412.....		MetLife Investors Distribution Company.....	MO.....	NIA.....	MetLife Investors Group, LLC.....	Ownership.....	...100.000	MetLife, Inc.....	
0241..	MetLife.....	00000.....	04-3240897..	4288440.....	1071039.....		MetLife Advisers, LLC.....	MA.....	NIA.....	MetLife Investors Group, LLC.....	Ownership.....	...100.000	MetLife, Inc.....	

Q13.16

# SUPPLEMENTAL EXHIBITS AND SCHEDULES INTERROGATORIES

The following supplemental reports are required to be filed as part of your statement filing. However, in the event that your company does not transact the type of business for which the special report must be filed, your response of NO to the specific interrogatory will be accepted in lieu of filing a "NONE" report and a bar code will be printed below. If the supplement is required of your company but is not being filed for whatever reason, enter SEE EXPLANATION and provide an explanation following the interrogatory questions.

	<b>Response</b>
1. Will the Trusteed Surplus Statement be filed with the state of domicile and the NAIC with this statement?	NO
2. Will the Medicare Part D Coverage Supplement be filed with the state of domicile and the NAIC with this statement?	NO
3. Will the Reasonableness of Assumptions Certification required by Actuarial Guideline XXXV be filed with the state of domicile and electronically with the NAIC?	NO
4. Will the Reasonableness and Consistency of Assumptions Certification required by Actuarial Guideline XXXV be filed with the state of domicile and electronically with the NAIC?	NO
5. Will the Reasonableness of Assumptions Certification for Implied Guaranteed Rate Method required by Actuarial Guideline XXXVI be filed with the state of domicile and electronically with the NAIC?	NO
6. Will the Reasonableness and Consistency of Assumptions Certification required by Actuarial Guideline XXXVI (Updated Average Market Value) be filed with the state of domicile and electronically with the NAIC?	NO
7. Will the Reasonableness and Consistency of Assumptions Certification required by Actuarial Guideline XXXVI (Updated Market Value) be filed with the state of domicile and electronically with the NAIC?	NO

**Explanations:**

1. The data for this supplement is not required to be filed.
2. The data for this supplement is not required to be filed.
3. The data for this supplement is not required to be filed.
4. The data for this supplement is not required to be filed.
5. The data for this supplement is not required to be filed.
6. The data for this supplement is not required to be filed.
7. The data for this supplement is not required to be filed.

**Bar Code:**



**First MetLife Investors Insurance Company**  
**SCHEDULE A - VERIFICATION**

Real Estate

	1 Year to Date	2 Prior Year Ended December 31
1. Book/adjusted carrying value, December 31 of prior year.....	0	
2. Cost of acquired:		
2.1 Actual cost at time of acquisition.....		
2.2 Additional investment made after acquisition.....		
3. Current year change in encumbrances.....		
4. Total gain (loss) on disposals.....		
5. Deduct amounts received on disposals.....		
6. Total foreign exchange change in book/adjusted carrying value.....		
7. Deduct current year's other-than-temporary impairment recognized.....		
8. Deduct current year's depreciation.....		
9. Book/adjusted carrying value at end of current period (Lines 1+2+3+4-5+6-7-8).....	0	0
10. Deduct total nonadmitted amounts.....		
11. Statement value at end of current period (Line 9 minus Line 10).....	0	0

NONE

**SCHEDULE B - VERIFICATION**

Mortgage Loans

	1 Year to Date	2 Prior Year Ended December 31
1. Book value/recorded investment excluding accrued interest, December 31 of prior year.....	141,976,603	100,577,040
2. Cost of acquired:		
2.1 Actual cost at time of acquisition.....	8,467,598	59,014,237
2.2 Additional investment made after acquisition.....	475,326	
3. Capitalized deferred interest and other.....		
4. Accrual of discount.....	4,556	12,782
5. Unrealized valuation increase (decrease).....		
6. Total gain (loss) on disposals.....	(20,844)	(17,795)
7. Deduct amounts received on disposals.....	3,790,961	17,336,509
8. Deduct amortization of premium and mortgage interest points and commitment fees.....		
9. Total foreign exchange change in book value/recorded investment excluding accrued interest.....	(438,720)	(273,152)
10. Deduct current year's other-than-temporary impairment recognized.....		
11. Book value/recorded investment excluding accrued interest at end of current period (Lines 1+2+3+4+5+6-7-8+9-10).....	146,673,558	141,976,603
12. Total valuation allowance.....		
13. Subtotal (Line 11 plus Line 12).....	146,673,558	141,976,603
14. Deduct total nonadmitted amounts.....		
15. Statement value at end of current period (Line 13 minus Line 14).....	146,673,558	141,976,603

**SCHEDULE BA - VERIFICATION**

Other Long-Term Invested Assets

	1 Year to Date	2 Prior Year Ended December 31
1. Book/adjusted carrying value, December 31 of prior year.....	0	19,999,374
2. Cost of acquired:		
2.1 Actual cost at time of acquisition.....	6,097,008	
2.2 Additional investment made after acquisition.....		
3. Capitalized deferred interest and other.....		
4. Accrual of discount.....		625
5. Unrealized valuation increase (decrease).....		
6. Total gain (loss) on disposals.....		
7. Deduct amounts received on disposals.....		19,999,999
8. Deduct amortization of premium and depreciation.....	1,650	
9. Total foreign exchange change in book/adjusted carrying value.....		
10. Deduct current year's other-than-temporary impairment recognized.....		
11. Book/adjusted carrying value at end of current period (Lines 1+2+3+4+5+6-7-8+9-10).....	6,095,358	0
12. Deduct total nonadmitted amounts.....		
13. Statement value at end of current period (Line 11 minus Line 12).....	6,095,358	0

**SCHEDULE D - VERIFICATION**

Bonds and Stocks

	1 Year to Date	2 Prior Year Ended December 31
1. Book/adjusted carrying value of bonds and stocks, December 31 of prior year.....	1,077,947,281	1,066,286,483
2. Cost of bonds and stocks acquired.....	141,990,630	417,569,761
3. Accrual of discount.....	1,281,608	2,591,534
4. Unrealized valuation increase (decrease).....		32,100
5. Total gain (loss) on disposals.....	(1,686,047)	4,329,780
6. Deduct consideration for bonds and stocks disposed of.....	82,743,134	409,269,477
7. Deduct amortization of premium.....	492,317	1,119,829
8. Total foreign exchange change in book/adjusted carrying value.....	(2,191,510)	(2,473,070)
9. Deduct current year's other-than-temporary impairment recognized.....	870,000	
10. Book/adjusted carrying value at end of current period (Lines 1+2+3+4+5-6-7+8-9).....	1,133,236,512	1,077,947,281
11. Deduct total nonadmitted amounts.....		
12. Statement value at end of current period (Line 10 minus Line 11).....	1,133,236,512	1,077,947,281

## SCHEDULE D - PART 1B

Showing the Acquisitions, Dispositions and Non-Trading Activity  
During the Current Quarter for all Bonds and Preferred Stock by NAIC Designation

	1	2	3	4	5	6	7	8
NAIC Designation	Book/Adjusted Carrying Value Beginning of Current Quarter	Acquisitions During Current Quarter	Dispositions During Current Quarter	Non-Trading Activity During Current Quarter	Book/Adjusted Carrying Value End of First Quarter	Book/Adjusted Carrying Value End of Second Quarter	Book/Adjusted Carrying Value End of Third Quarter	Book/Adjusted Carrying Value December 31 Prior Year
<b>BONDS</b>								
1. NAIC 1 (a).....	720,323,408	161,823,470	122,926,978	(1,899,013)	720,323,408	757,320,887		673,788,288
2. NAIC 2 (a).....	344,076,228	8,597,733	13,211,962	139,978	344,076,228	339,601,977		364,802,983
3. NAIC 3 (a).....	38,424,773	5,983,265	2,794,915	835,065	38,424,773	42,448,188		41,349,155
4. NAIC 4 (a).....	20,949,281	8,861,943	3,013,747	(796,748)	20,949,281	26,000,729		21,694,023
5. NAIC 5 (a).....	1,284,851	711,000	1,285,062	1,672	1,284,851	712,461		
6. NAIC 6 (a).....	1,620,000			510,000	1,620,000	2,130,000		
7. Total Bonds.....	1,126,678,541	185,977,411	143,232,663	(1,209,046)	1,126,678,541	1,168,214,243	0	1,101,634,449
<b>PREFERRED STOCK</b>								
8. NAIC 1.....						0		
9. NAIC 2.....						0		
10. NAIC 3.....						0		
11. NAIC 4.....						0		
12. NAIC 5.....						0		
13. NAIC 6.....						0		
14. Total Preferred Stock.....	0	0	0	0	0	0	0	0
15. Total Bonds and Preferred Stock.....	1,126,678,541	185,977,411	143,232,663	(1,209,046)	1,126,678,541	1,168,214,243	0	1,101,634,449

QS102

(a) Book/Adjusted Carrying Value column for the end of the current reporting period includes the following amount of non-rated short-term and cash equivalent bonds by NAIC designation:  
NAIC 1 \$.....26,978,648; NAIC 2 \$.....0; NAIC 3 \$.....0; NAIC 4 \$.....0; NAIC 5 \$.....0; NAIC 6 \$.....0.

## SCHEDULE DA - PART 1

### Short-Term Investments

	1 Book/Adjusted Carrying Value	2 Par Value	3 Actual Cost	4 Interest Collected Year To Date	5 Paid for Accrued Interest Year To Date
9199999.....	11,984,101	.XXX.....	11,972,552	11,551	

## SCHEDULE DA - VERIFICATION

### Short-Term Investments

	1 Year To Date	2 Prior Year Ended December 31
1. Book/adjusted carrying value, December 31 of prior year.....	18,487,976	12,095,916
2. Cost of short-term investments acquired.....	32,929,357	239,349,082
3. Accrual of discount.....	46,535	33,138
4. Unrealized valuation increase (decrease).....	-	
5. Total gain (loss) on disposals.....	(1,734)	2,669
6. Deduct consideration received on disposals.....	39,463,957	232,992,829
7. Deduct amortization of premium.....	14,076	
8. Total foreign exchange change in book/adjusted carrying value.....	-	
9. Deduct current year's other-than-temporary impairment recognized.....	-	
10. Book/adjusted carrying value at end of current period (Lines 1+2+3+4+5-6-7+8-9).....	11,984,101	18,487,976
11. Deduct total nonadmitted amounts.....		
12. Statement value at end of current period (Line 10 minus Line 11).....	11,984,101	18,487,976

## SCHEDULE DB - PART A - VERIFICATION

### Options, Caps, Floors, Collars, Swaps and Forwards

1. Book/adjusted carrying value, December 31, prior year (Line 9, prior year).....	3,965,491
2. Cost paid/(consideration received) on additions.....	
3. Unrealized valuation increase/(decrease).....	1,292,913
4. Total gain (loss) on termination recognized.....	38
5. Considerations received/(paid) on terminations.....	38
6. Amortization.....	
7. Adjustment to the book/adjusted carrying value of hedge item.....	
8. Total foreign exchange change in book/adjusted carrying value.....	2,631,262
9. Book/adjusted carrying value at end of current period (Lines 1 + 2 + 3 + 4 - 5 + 6 + 7 + 8).....	7,889,666
10. Deduct nonadmitted assets.....	
11. Statement value at end of current period (Line 9 minus Line 10).....	7,889,666

## SCHEDULE DB - PART B - VERIFICATION

### Futures Contracts

1. Book/adjusted carrying value, December 31, prior year (Line 6, prior year).....	
2. Cumulative cash change (Section 1, Broker Name/Net Cash Deposits Footnote - Cumulative Cash Change column).....	
3.1 Add:	
Change in variation margin on open contracts - Highly Effective Hedges:	
3.11 Section 1, Column 15, current year to date minus.....	
3.12 Section 1, Column 15, prior year.....	0
Change in variation margin on open contracts - All Other:	
3.13 Section 1, Column 18, current year to date minus.....	
3.14 Section 1, Column 18, prior year.....	0
3.2 Add:	
Change in adjustment to basis of hedged item:	
3.21 Section 1, Column 17, current year to date minus.....	<b>NONE</b>
3.22 Section 1, Column 17, prior year.....	0
Change in amount recognized:	
3.23 Section 1, Column 19, current year to date minus.....	
3.24 Section 1, Column 19, prior year.....	0
3.3 Subtotal (Line 3.1 minus Line 3.2).....	0
4.1 Cumulative variation margin on terminated contracts during the year.....	
4.2 Less:	
4.21 Amount used to adjust basis of hedged item.....	
4.22 Amount recognized.....	0
4.3 Subtotal (Line 4.1 minus Line 4.2).....	0
5. Dispositions gains (losses) on contracts terminated in prior year:	
5.1 Total gain (loss) recognized for terminations in prior year.....	
5.2 Total gain (loss) adjusted into the hedged item(s) for the terminations in prior year.....	
6. Book/adjusted carrying value at end of current period (Lines 1 + 2 + 3.3 - 4.3 - 5.1 - 5.2).....	0
7. Deduct nonadmitted assets.....	
8. Statement value at end of current period (Line 6 minus Line 7).....	0

**Sch. DB - Pt. C - Sn. 1**  
**NONE**

**Sch. DB - Pt. C - Sn. 2**  
**NONE**

## SCHEDULE DB - VERIFICATION

Verification of Book/Adjusted Carrying Value, Fair Value and Potential Exposure of all Open Derivative Contracts

		Book/Adjusted Carrying Value Check
1.	Part A, Section 1, Column 14.....	7,889,666
2.	Part B, Section 1, Column 15 plus Part B, Section 1 Footnote - Total Ending Cash Balance.....	
3.	Total (Line 1 plus Line 2).....	7,889,666
4.	Part D, Section 1, Column 5.....	7,889,666
5.	Part D, Section 1, Column 6.....	
6.	Total (Line 3 minus Line 4 minus Line 5).....	0
		Fair Value Check
7.	Part A, Section 1, Column 16.....	9,526,734
8.	Part B, Section 1, Column 13.....	
9.	Total (Line 7 plus Line 8).....	9,526,734
10.	Part D, Section 1, Column 8.....	9,526,734
11.	Part D, Section 1, Column 9.....	
12.	Total (Line 9 minus Line 10 minus Line 11).....	0
		Potential Exposure Check
13.	Part A, Section 1, Column 21.....	962,615
14.	Part B, Section 1, Column 20.....	
15.	Part D, Section 1, Column 11.....	962,615
16.	Total (Line 13 plus Line 14 minus Line 15).....	0



**SCHEDULE E- VERIFICATION**

## Cash Equivalents

	1 Year To Date	2 Prior Year Ended December 31
1. Book/adjusted carrying value, December 31 of prior year.....	5,199,194	5,399,737
2. Cost of cash equivalents acquired.....	191,449,940	223,784,787
3. Accrual of discount.....	-	5,090
4. Unrealized valuation increase (decrease).....	-	
5. Total gain (loss) on disposals.....	2,073	580
6. Deduct consideration received on disposals.....	173,671,655	223,991,000
7. Deduct amortization of premium.....	(14,076)	
8. Total foreign exchange change in book/ adjusted carrying value.....	-	
9. Deduct current year's other-than-temporary impairment recognized.....	-	
10. Book/adjusted carrying value at end of current period (Lines 1+2+3+4+5-6-7+8-9).....	22,993,628	5,199,194
11. Deduct total nonadmitted amounts.....		
12. Statement value at end of current period (Line 10 minus Line 11).....	22,993,628	5,199,194

### SCHEDULE A - PART 2

Showing all Real Estate ACQUIRED AND ADDITIONS MADE During the Current Quarter

1 Description of Property	Location		4 Date Acquired	5 Name of Vendor	6 Actual Cost at Time of Acquisition	7 Amount of Encumbrances	8 Book/Adjusted Carrying Value Less Encumbrances	9 Additional Investment Made After Acquisition
	2 City	3 State						

**NONE**

QE01

### SCHEDULE A - PART 3

Showing all Real Estate DISPOSED During the Quarter, Including Payments During the Final Year on "Sales Under Contract "

1 Description of Property	Location		4 Disposal Date	5 Name of Purchaser	6 Actual Cost	7 Expended for Additions, Permanent Improvements and Changes in Encumbrances	8 Book/Adjusted Carrying Value Less Encumbrances Prior Year	Change in Book/Adjusted Carrying Value Less Encumbrances					14 Book/Adjusted Carrying Value Less Encumbrances on Disposal	15 Amounts Received During Year	16 Foreign Exchange Gain (Loss) on Disposal	17 Realized Gain (Loss) on Disposal	18 Total Gain (Loss) on Disposal	19 Gross Income Earned Less Interest Incurred on Encumbrances	20 Taxes, Repairs, and Expenses Incurred
	2 City	3 State						9 Current Year's Depreciation	10 Current Year's Other-Than-Temporary Impairment Recognized	11 Current Year's Change in Encumbrances	12 Total Change in B./A.C.V. (11 - 9 - 10)	13 Total Foreign Exchange Change in B./A.C.V.							

**NONE**

### SCHEDULE B - PART 2

Showing all Mortgage Loans ACQUIRED AND ADDITIONS MADE During the Current Quarter

1 Loan Number	Location		4 Loan Type	5 Date Acquired	6 Rate of Interest	7 Actual Cost at Time of Acquisition	8 Additional Investment Made After Acquisition	9 Value of Land and Buildings
	2 City	3 State						
<b>Mortgages in Good Standing - Commercial Mortgages - All Other</b>								
0000702806.....	DENVER	CO.....		05/06/2016....	3.850	3,000,000	-	6,272,214
0000702817.....	VARIOUS	CA.....		05/24/2016....	3.750	1,000,000	-	1,626,016
0599999. Total - Mortgages in Good Standing - Commercial Mortgages - All Other.....				XXX.....	XXX.....	3,999,999	.0	7,898,229
0899999. Total - Mortgages in Good Standing.....				XXX.....	XXX.....	3,999,999	.0	7,898,229
3399999. Total Mortgages.....				XXX.....	XXX.....	3,999,999	.0	7,898,229

QE02

### SCHEDULE B - PART 3

Showing all Mortgage Loans DISPOSED, Transferred or Repaid During the Current Quarter

1 Loan Number	Location		4 Loan Type	5 Date Acquired	6 Disposal Date	7 Book Value/Recorded Investment Excluding Accrued Interest Prior Year	Change in Book Value/Recorded Investment						14 Book Value / Recorded Investment Excluding Accrued Interest on Disposal	15 Consideration	16 Foreign Exchange Gain (Loss) on Disposal	17 Realized Gain (Loss) on Disposal	18 Total Gain (Loss) on Disposal	
	2 City	3 State					8 Unrealized Valuation Increase (Decrease)	9 Current Year's (Amortization) / Accretion	10 Current Year's Other-Than-Temporary Impairment Recognized	11 Capitalized Deferred Interest and Other	12 Total Change in Book Value (8 + 9 - 10 + 11)	13 Total Foreign Exchange Change in Book Value						
<b>Mortgages With Partial Repayments</b>																		
Scheduled Repayments.....													.0		525,269	515,695	(9,574)	(9,574)
0299999. Total - Mortgages With Partial Repayments.....						.0	.0	.0	.0	.0	.0	.0	.0	.0	525,269	515,695	(9,574)	(9,574)
0599999. Total Mortgages.....						.0	.0	.0	.0	.0	.0	.0	.0	.0	525,269	515,695	(9,574)	(9,574)

### SCHEDULE BA - PART 2

Showing Other Long-Term Invested Assets ACQUIRED AND ADDITIONS MADE During the Current Quarter

1 CUSIP Identification	2 Name or Description	Location		5 Name of Vendor or General Partner	6 NAIC Designation	7 Date Originally Acquired	8 Type and Strategy	9 Actual Cost at Time of Acquisition	10 Additional Investment Made after Acquisition	11 Amount of Encumbrances	12 Commitment for Additional Investment	13 Percentage of Ownership
		3 City	4 State									
<b>Surplus Debentures - Unaffiliated</b>												
878091 BD 8	TEACHERS INSURANCE AND ANNUITY 4.900	New York	NY	Transferred IN from Schedule D	1	09/29/2014		6,097,008				
2399999	Total - Surplus Debentures - Unaffiliated							6,097,008	.0	.0	.0	.XXX
4499999	Subtotal - Unaffiliated							6,097,008	.0	.0	.0	.XXX
4699999	Totals							6,097,008	.0	.0	.0	.XXX

QE03

### SCHEDULE BA - PART 3

Showing Other Long-Term Invested Assets DISPOSED, Transferred or Repaid During the Current Quarter

1 CUSIP Identification	2 Name or Description	Location		5 Name of Purchaser or Nature of Disposal	6 Date Originally Acquired	7 Disposal Date	8 Book/Adjusted Carrying Value Less Encumbrances, Prior Year	Changes in Book/Adjusted Carrying Value						15 Book/Adjusted Carrying Value Less Encumbrances on Disposal	16 Consideration	17 Foreign Exchange Gain (Loss) on Disposal	18 Realized Gain (Loss) on Disposal	19 Total Gain (Loss) on Disposal	20 Investment Income
		3 City	4 State					9 Unrealized Valuation Increase (Decrease)	10 Current Year's (Depreciation) or (Amortization) / Accretion	11 Current Year's Other-Than-Temporary Impairment Recognized	12 Capitalized Deferred Interest and Other	13 Total Change in B./A.C.V. (9+10-11+12)	14 Total Foreign Exchange Change in B./A.C.V.						

**NONE**

**SCHEDULE D - PART 3**

Show all Long-Term Bonds and Stock Acquired During the Current Quarter

1	2			3	4	5		6	7	8	9	10
CUSIP Identification	Description			Foreign	Date Acquired	Name of Vendor		Number of Shares of Stock	Actual Cost	Par Value	Paid for Accrued Interest and Dividends	NAIC Designation or Market Indicator (a)
<b>Bonds - U.S. Government</b>												
912828 R2 8	UNITED STATES TREASURY	1.625%	04/30/23		05/11/2016	CITIGROUP GLOBAL MARKETS INC/			10,076,196	10,000,000	5,299	1
912828 R3 6	UNITED STATES TREASURY	1.625%	05/15/26		06/28/2016	Various			34,755,162	35,000,000	39,521	1
0599999. Total Bonds - U.S. Government									44,831,358	45,000,000	44,820	XXX
<b>Bonds - All Other Government</b>												
040114 GQ 7	ARGENTINA REPUBLIC OF GOVT	6.875%	04/2	R	04/29/2016	Tax Free Exchange			1,000,000	1,000,000		4FE
040114 GR 5	ARGENTINA REPUBLIC OF GOVT	6.875%	04/2	R	04/19/2016	DEUTSCHE BANK AG LONDON			1,000,000	1,000,000		4FE
040114 GS 3	ARGENTINA REPUBLIC OF GOVT	7.500%	04/2	R	04/29/2016	Various			513,747	500,000		4FE
040114 GS 3	ARGENTINA REPUBLIC OF GOVT	7.500%	04/2	R	04/27/2016	Various			1,013,750	1,000,000	1,042	4FE
040114 GT 1	ARGENTINA REPUBLIC OF GOVT	7.500%	04/2	R	04/27/2016	SANTANDER INVESTMENT SECURITIE			513,750	500,000	625	4FE
040114 HA 1	ARGENTINA REPUBLIC OF GOVT	6.250%	04/2	R	04/19/2016	DEUTSCHE BANK AG LONDON			1,000,000	1,000,000		4FE
1099999. Total Bonds - All Other Government									5,041,247	5,000,000	1,667	XXX
<b>Bonds - U.S. Special Revenue and Special Assessment</b>												
3136AJ 4R 4	FANNIE MAE FNMA_14-23	3.500%	05/01/44		06/01/2016	Interest Capitalization			74,646	74,646		1
3136AM 6F 1	FANNIE MAE FNMA_15-24	3.000%	04/01/45		06/01/2016	Interest Capitalization			23,242	23,242		1
3136AP VL 3	FANNIE MAE FNMA_15-59	3.000%	08/01/45		06/01/2016	Interest Capitalization			46,527	46,527		1
3137B3 AJ 7	FREDDIE MAC FHLMC_4227	3.500%	07/01/43		06/01/2016	Interest Capitalization			9,633	9,633		1
3137BH RK 5	FEDERAL HOME LOAN MORTGAGE COR	3.000%			06/01/2016	Various			76,002	76,002		1
3137BH RK 5	FEDERAL HOME LOAN MORTGAGE COR	3.000%			02/25/2016	Various			24,672	25,208		1
3199999. Total Bonds - U.S. Special Revenue and Special Assessment									254,722	255,258	0	XXX
<b>Bonds - Industrial and Miscellaneous</b>												
00130H BX 2	AES CORP	6.000%	05/15/26		05/11/2016	MORGAN STANLEY & CO			85,000	85,000		3FE
038522 AM 0	ARAMARK SERVICES INC	4.750%	06/01/26		06/28/2016	WELLS FARGO & CO			443,785	454,000	1,857	4FE
11120V AC 7	BRIXMOR OPERATING PARTNERSHIP	4.125%	0		06/02/2016	WELLS FARGO & CO			2,681,856	2,700,000		2FE
131347 CK 0	CALPINE CORP	5.250%	06/01/26		05/24/2016	DEUTSCHE BANK SECURITIES INC			290,000	290,000		3FE
16412X AA 3	CHENIERE CORPUS CHRISTI HOLDIN	7.000%			05/12/2016	MORGAN STANLEY & CO			175,000	175,000		3FE
247916 AF 6	DENBURY RES INC	9.000%	05/15/21		05/18/2016	ISSUING COMPANY			711,000	790,000	1,580	5FE
25271C AK 8	DIAMOND OFFSHORE DRILLING INC	5.875%			05/20/2016	CITIGROUP GLOBAL MARKETS INC/			93,233	93,000	364	3FE
26928* AD 6	EY GLOBAL FINANCE INC	3.530%	04/28/27		04/28/2016	DIRECT			1,500,000	1,500,000		1FE
26928* AE 4	EY GLOBAL FINANCE INC	3.580%	04/28/28		04/28/2016	DIRECT			700,000	700,000		1FE
26928* AF 1	EY GLOBAL FINANCE INC	3.730%	04/28/31		04/28/2016	DIRECT			800,000	800,000		1FE
36162J AB 2	GEO GROUP INC THE	6.000%	04/15/26		04/11/2016	WELLS FARGO & CO			478,000	478,000		4FE
361841 AH 2	GLP CAPITAL LP / GLP FINANCING	5.375%			04/11/2016	JP MORGAN SECURITIES LTD LDN			259,000	259,000		3FE
382550 BF 7	GOODYEAR TIRE & RUBBER CO	5.000%	05/31		05/10/2016	CITIGROUP GLOBAL MARKETS INC/			415,000	415,000		3FE
410345 AJ 1	HANESBRANDS INC	4.625%	05/15/24		05/03/2016	JP MORGAN SECURITIES LTD LDN			40,000	40,000		3FE
410345 AL 6	HANESBRANDS INC	4.875%	05/15/26		05/03/2016	JP MORGAN SECURITIES LTD LDN			40,000	40,000		3FE
42704K AA 4	HERC SPINOFF ESCROW ISSUER LLC	7.500%			05/25/2016	BANK OF AMERICA N.A.			260,000	260,000		4FE
42704K AB 2	HERC SPINOFF ESCROW ISSUER LLC	7.750%			05/25/2016	BANK OF AMERICA N.A.			717,000	717,000		4FE
46289R AA 3	IRON MOUNTAIN US HOLDINGS INC	5.375%	0		05/24/2016	GOLDMAN SACHS & COMPANY			204,000	204,000		3FE
48250N AB 1	YUM! BRANDS INC	5.250%	06/01/26		06/02/2016	GOLDMAN SACHS & COMPANY			26,000	26,000		4FE

QE04

### SCHEDULE D - PART 3

Show all Long-Term Bonds and Stock Acquired During the Current Quarter

1	2		3	4	5		6	7	8	9	10
CUSIP Identification	Description		Foreign	Date Acquired	Name of Vendor		Number of Shares of Stock	Actual Cost	Par Value	Paid for Accrued Interest and Dividends	NAIC Designation or Market Indicator (a)
53219L AP 4	LIFEPOINT HOSPITALS INC	5.375% 05/01/2		05/12/2016	GOLDMAN SACHS & COMPANY			1,000,000	1,000,000		3FE
53621@ AF 3	LION INDUSTRIAL TRUST	3.990% 05/16/26		05/16/2016	BANK OF AMERICA N.A.			600,000	600,000		2Z
629377 BZ 4	NRG ENERGY INC	7.250% 05/15/26		05/09/2016	DEUTSCHE BANK SECURITIES INC			210,000	210,000		4FE
62947Q AV 0	NXP BV	4.625% 06/01/23	F	05/18/2016	BARCLAYS CAPITAL INC			575,000	575,000		3FE
693522 AG 9	PQ CORP	6.750% 11/15/22		04/26/2016	CITIGROUP GLOBAL MARKETS INC/			80,000	80,000		4FE
69354P AA 9	PNK ENTERTAINMENT INC	5.625% 05/01/24		04/12/2016	JP MORGAN SECURITIES LTD LDN			199,000	199,000		4FE
70959W AG 8	PENSKE AUTO GROUP INC	5.500% 05/15/26		05/11/2016	BANK OF AMERICA N.A.			835,000	835,000		4FE
74264* AC 0	PRISA LHC LLC	3.750% 04/01/26		06/01/2016	JP MORGAN SECURITIES LTD LDN			1,000,000	1,000,000		1Z
74264* AD 8	PRISA LHC LLC	3.850% 04/01/28		06/01/2016	JP MORGAN SECURITIES LTD LDN			1,000,000	1,000,000		1Z
761735 AT 6	REYNOLDS GROUP ISSUER INC	5.125% 07/15	F	06/13/2016	CREDIT SUISSE SECURITIES USA L			75,000	75,000		4FE
785592 AP 1	SABINE PASS LIQUEFACTION LLC	5.875% 06		06/08/2016	CREDIT SUISSE SECURITIES USA L			480,000	480,000		3FE
82967N AW 8	SIRIUS XM RADIO INC	5.375% 07/15/26		05/18/2016	JP MORGAN SECURITIES LTD LDN			410,000	410,000		3FE
86765L AD 9	SUNOCO LP	6.250% 04/15/21		04/04/2016	CREDIT SUISSE SECURITIES USA L			188,000	188,000		3FE
87265H AE 9	TRI POINTE GROUP INC	4.875% 07/01/21		05/23/2016	CITIGROUP GLOBAL MARKETS INC/			368,911	371,000		4FE
878742 BA 2	TECK RESOURCES LTD	8.000% 06/01/21	A	05/26/2016	JP MORGAN SECURITIES LTD LDN			51,000	51,000		3FE
878742 BC 8	TECK RESOURCES LTD	8.500% 06/01/24	A	05/26/2016	JP MORGAN SECURITIES LTD LDN			13,000	13,000		3FE
879369 AE 6	TELEFLEX INC	4.875% 06/01/26		05/11/2016	JP MORGAN SECURITIES LTD LDN			210,000	210,000		3FE
880349 AR 6	TENNECO INC	5.000% 07/15/26		06/06/2016	BANK OF AMERICA N.A.			204,000	204,000		3FE
88160Q AM 5	TESORO LOGISTICS LP	6.375% 05/01/24		05/09/2016	CITIGROUP GLOBAL MARKETS INC/			415,000	415,000		3FE
90363@ AC 4	USTA NATIONAL TENNIS CENTER IN	3.290%		05/26/2016	BANK OF AMERICA N.A.			800,000	800,000		1FE
92340L AA 7	ARC PROPERTIES OPERATING PARTN	4.875%		05/18/2016	JP MORGAN SECURITIES LTD LDN			205,000	205,000		3FE
941848 D# 7	WATERS CORP	3.130% 05/12/23		05/12/2016	BARCLAYS CAPITAL INC			2,000,000	2,000,000		2Z
95081Q AL 8	WESCO DISTRIBUTION INC	5.375% 06/15/24		06/02/2016	GOLDMAN SACHS & COMPANY			128,000	128,000		4FE
G2694N AG 4	DEBENHAMS PLC	5.250% 07/15/21	D	05/17/2016	Various			290,015	287,500	5,178	3FE
G4086# AG 3	GREENCORE GROUP PLC	4.770% 06/14/26	F	06/14/2016	DIRECT			2,000,000	2,000,000		2Z
L4678S AB 4	HANESBRANDS INC	3.500% 06/15/24	O	05/20/2016	BARCLAYS BANK PLC			341,017	337,640		3FE
PP1T1F YI 4	PLENARY HEALTH NORTH BAY FINCO	5.182%	C	05/18/2016	DEUTSCHE BANK SECURITIES INC			1,315,877	1,216,333	875	2FE
3899999. Total Bonds - Industrial and Miscellaneous								24,912,694	24,916,473	9,854	XXX
8399997. Total Bonds - Part 3								75,040,021	75,171,731	56,341	XXX
8399999. Total Bonds								75,040,021	75,171,731	56,341	XXX
<b>Common Stocks - Industrial and Miscellaneous</b>											
247916	20	8	DENBURY RES INC		05/18/2016	ISSUING COMPANY	45,500.000	177,450	XXX		L
9099999. Total Common Stocks - Industrial and Miscellaneous								177,450	XXX	0	XXX
9799997. Total Common Stocks - Part 3								177,450	XXX	0	XXX
9799999. Total Common Stocks								177,450	XXX	0	XXX
9899999. Total Preferred and Common Stocks								177,450	XXX	0	XXX
9999999. Total Bonds, Preferred and Common Stocks								75,217,471	XXX	56,341	XXX

QE04.1

(a) For all common stock bearing the NAIC market indicator "U" provide: the number of such issues:.....0.

## SCHEDULE D - PART 4

Show All Long-Term Bonds and Stock Sold, Redeemed or Otherwise Disposed of During the Current Quarter

1	2	3	4	5	6	7	8	9	10	Change in Book/Adjusted Carrying Value					16	17	18	19	20	21	22
										11	12	13	14	15							
CUSIP Identification	Description	Forfeiture	Disposal Date	Name of Purchaser	Number of Shares of Stock	Consideration	Par Value	Actual Cost	Prior Year Book/Adjusted Carrying Value	Unrealized Valuation Increase/(Decrease)	Current Year's (Amortization)/Accretion	Current Year's Other-Than-Temporary Impairment Recognized	Total Change in B./A.C.V. (11+12-13)	Total Foreign Exchange Change in B./A.C.V.	Book/Adjusted Carrying Value at Disposal Date	Foreign Exchange Gain (Loss) on Disposal	Realized Gain (Loss) on Disposal	Total Gain (Loss) on Disposal	Bond Interest / Stock Dividends Received During Year	Stated Contractual Maturity Date	NAIC Designation or Market Indicator (a)
<b>Bonds - U.S. Government</b>																					
36201F UX 3	GINNIE MAE I GNMA I 7.000% 582098 7.00		06/01/2016	Paydown		271	271	272	272		(1)		(1)		271			0	8	04/15/2032	1
36202D MA 6	GOVERNMENT NATIONAL MORTGAGE A GNMA II 6		06/01/2016	Paydown		100	100	100	100		1		1		100			0	3	03/20/2031	1
36202D NL 1	GOVERNMENT NATIONAL MORTGAGE A GNMA II 6		06/01/2016	Paydown		708	708	702	703		5		5		708			0	20	06/20/2031	1
36202E 6E 4	GOVERNMENT NATIONAL MORTGAGE A GNMA II 5		06/01/2016	Paydown		45,262	45,262	46,478	46,305		(1,043)		(1,043)		45,262			0	955	06/20/2039	1
36202E 7H 6	GOVERNMENT NATIONAL MORTGAGE A GNMA II 5		06/01/2016	Paydown		67,712	67,712	69,426	69,171		(1,460)		(1,460)		67,712			0	1,407	07/20/2039	1
36213C J5 0	GINNIE MAE I GNMA I 7.000% 550284 7.00		06/01/2016	Paydown		277	277	278	278		(1)		(1)		277			0	7	08/15/2031	1
059999. Total Bonds - U.S. Government						114,330	114,330	117,256	116,829	0	(2,499)	0	(2,499)	0	114,330	0	0	0	2,400	XXX	XXX
<b>Bonds - All Other Government</b>																					
040114 GR 5	ARGENTINA REPUBLIC OF GOVT 6.875% 04/2	R	04/29/2016	Tax Free Exchange		1,000,000	1,000,000	1,000,000					0	1,000,000			0			04/22/2021	4FE
040114 GT 1	ARGENTINA REPUBLIC OF GOVT 7.500% 04/2	R	04/29/2016	Tax Free Exchange		513,747	500,000	513,750			(3)		(3)	513,747			0			04/22/2026	4FE
040114 HA 1	ARGENTINA REPUBLIC OF GOVT 6.250% 04/2	R	04/27/2016	Various		1,043,450	1,000,000	1,000,000					0	1,000,000			43,450	43,450	1,389	04/22/2019	4FE
109999. Total Bonds - All Other Government						2,557,197	2,500,000	2,513,750	0	0	(3)	0	(3)	0	2,513,747	0	43,450	43,450	1,389	XXX	XXX
<b>Bonds - U.S. Special Revenue and Special Assessment</b>																					
3128M1 AB 5	FEDERAL HOME LOAN MORTGAGE COR FHLMC 5.0		06/01/2016	Paydown		17,551	17,551	17,106	17,321		230		230		17,551			0	371	08/01/2020	1
3128M5 KW 9	FEDERAL HOME LOAN MORTGAGE COR FHLMC 5.5		06/01/2016	Paydown		36,198	36,198	36,583	36,514		(316)		(316)		36,198			0	824	10/01/2037	1
3128M7 V2 9	FEDERAL HOME LOAN MORTGAGE COR FHLMC 5.0		06/01/2016	Paydown		109,335	109,335	114,332	113,602		(4,267)		(4,267)		109,335			0	2,173	11/01/2039	1
312940 MF 3	FEDERAL HOME LOAN MORTGAGE COR FHLMC 4.5		06/01/2016	Paydown		10,136	10,136	10,489	10,443		(307)		(307)		10,136			0	190	05/01/2040	1
312940 MM 8	FEDERAL HOME LOAN MORTGAGE COR FHLMC 4.5		06/01/2016	Paydown		85,601	85,601	88,584	88,194		(2,593)		(2,593)		85,601			0	1,549	05/01/2040	1
312940 VG 1	FEDERAL HOME LOAN MORTGAGE COR FHLMC 4.5		06/01/2016	Paydown		158,283	158,283	163,774	163,058		(4,775)		(4,775)		158,283			0	3,325	06/01/2040	1
3132J6 B6 0	FEDERAL HOME LOAN MORTGAGE COR 3.000%		06/01/2016	Paydown		215,511	215,511	215,275	215,275		236		236		215,511			0	2,683	02/01/2043	1
3138EK BP 9	FEDERAL NATIONAL MORTGAGE ASSO 4.000%		06/01/2016	Paydown		470,449	470,449	498,382	497,890		(27,440)		(27,440)		470,449			0	7,645	03/01/2042	1
3138EP HM 9	FEDERAL NATIONAL MORTGAGE ASSO 3.500%		06/01/2016	Paydown		103,674	103,674	107,302	107,294		(3,620)		(3,620)		103,674			0	1,527	02/01/2045	1
31402R CV 9	FEDERAL NATIONAL MORTGAGE ASSO FNMA 5.00		06/01/2016	Paydown		135,669	135,669	135,080	135,081		588		588		135,669			0	2,784	05/01/2035	1
319999. Total Bonds - U.S. Special Revenue and Special Assessment						1,342,407	1,342,407	1,386,907	1,384,672	0	(42,264)	0	(42,264)	0	1,342,407	0	0	0	23,071	XXX	XXX
<b>Bonds - Industrial and Miscellaneous</b>																					
00912X A* 5	AIR LEASE CORPORATION AIR LEASE CORP 5.0		06/06/2016	Maturity		4,000,000	4,000,000	4,000,000	4,000,000				0	4,000,000			0	100,000	06/06/2016	2	
04248N AA 1	ARMY HAWAII FAMILY HOUSING TRU 5.524%		06/15/2016	Redemption	100.0000	24,086	23,967	27,616	27,414		(3,448)		(3,448)		24,086			0	662	06/15/2050	1FE

QE05

## SCHEDULE D - PART 4

Show All Long-Term Bonds and Stock Sold, Redeemed or Otherwise Disposed of During the Current Quarter

1	2	3	4	5	6	7	8	9	10	Change in Book/Adjusted Carrying Value					16	17	18	19	20	21	22
										11	12	13	14	15							
CUSIP Identification	Description	Forfeiting	Disposal Date	Name of Purchaser	Number of Shares of Stock	Consideration	Par Value	Actual Cost	Prior Year Book/Adjusted Carrying Value	Unrealized Valuation Increase/(Decrease)	Current Year's (Amortization)/Accretion	Current Year's Other-Than-Temporary Impairment Recognized	Total Change in B./A.C.V. (11+12-13)	Total Foreign Exchange Change in B./A.C.V.	Book/Adjusted Carrying Value at Disposal Date	Foreign Exchange Gain (Loss) on Disposal	Realized Gain (Loss) on Disposal	Total Gain (Loss) on Disposal	Bond Interest / Stock Dividends Received During Year	Stated Contractual Maturity Date	NAIC Designation or Market Indicator (a)
04544Q	AD 9 ASSET BACKED SECURITIES CORP H 0.593%.....		06/26/2016	Paydown.....		5,076	5,076	3,712	3,729		1,347		1,347		5,076			0	13	11/25/2036	1FM.....
05949C	NQ 5 BOAMS_05-11 BOAMS 2005-11 1A12 5.750%.....		06/01/2016	Paydown.....		210,021	224,005	216,209	221,960		(11,939)		(11,939)		210,021			0	5,804	12/01/2035	3FM.....
12667N	AA 6 COUNTRYWIDE ASSET-BACKED CERTI 0.593%.....		06/25/2016	Paydown.....		116,620	116,620	106,707	107,044		9,576		9,576		116,620			0	323	11/25/2036	1FM.....
126694	M6 2 COUNTRYWIDE HOME LOANS CWHL_06 0.653%.....		06/27/2016	Paydown.....		5,327	5,327	4,270	4,268		1,058		1,058		5,327			0	13	04/25/2046	1FM.....
12672#	AA 6 CVS PASSTHROUGH TRUST 4.704% 09/10/34.....		06/10/2016	Redemption 100.0000.....		15,510	15,510	15,510	15,510				0		15,510			0	304	09/10/2034	2.....
12674@	AA 6 CVS PASSTHROUGH TRUST 4.016% 08/10/35.....		06/10/2016	Redemption 100.0000.....		3,946	3,946	3,946	3,946				0		3,946			0	66	08/10/2035	2.....
16162W	MP 1 CHASE_05-S2 CHASE 2005-S2 A27 5.500% 1.....		06/01/2016	Paydown.....		733,774	733,774	698,633	725,527		8,247		8,247		733,774			0	16,927	10/01/2035	1FM.....
17311L	AB 7 CITIGROUP MORTGAGE LOAN TRUST 3.003% 0.....		06/01/2016	Paydown.....		617	614	551	554		63		63		617			0	8	04/01/2037	1FM.....
17313B	AA 9 CITIGROUP MORTGAGE LOAN TRUST 0.628% 0.....		06/25/2016	Paydown.....		26,388	26,388	23,370	23,467		2,921		2,921		26,388			0	69	05/25/2037	1FM.....
192714	AA 1 COLBUN SA COLBUN SA 6% 1/21/2020 6.000.....	F	05/03/2016	CITIGROUP GLOBAL MARKETS INC/.....		553,750	500,000	501,875	500,925		(71)		(71)		500,854		52,896	52,896	23,750	01/21/2020	2FE.....
223611	A@ 3 COWBOYS STADIUM LP 3.461% 03/31/34.....		04/01/2016	Redemption 100.0000.....		8	8	8	8				0		8			0		03/31/2034	2FE.....
224044	BW 6 COX COMMUNICATIONS INC 3.25% 12/15/2022.....		06/02/2016	ROBERT W. BAIRD & CO.....		2,685,238	2,750,000	2,745,765	2,746,950		170		170		2,747,120		(61,882)	(61,882)	42,701	12/15/2022	2FE.....
23332U	DB 7 DSLA MORTGAGE LOAN TRUST DSLA_ 0.688%.....		06/19/2016	Paydown.....		23,717	23,717	18,380	18,521		5,196		5,196		23,717			0	68	03/19/2045	1FM.....
23332U	EL 4 DSLA MORTGAGE LOAN TRUST DSLA_ 0.708%.....		06/19/2016	Paydown.....		11,143	11,143	8,538	8,605		2,538		2,538		11,143			0	30	08/19/2045	1FM.....
24617#	AA 9 DELAWARE NORTH COMPANIES BOSTO 3.820%.....		05/14/2016	Redemption 100.0000.....		34,487	34,487	34,487	34,487				0		34,487			0	659	11/14/2034	2FE.....
247916	AC 3 DENBURY RES INC. DENBURY RESOURCES INC 6.....		05/18/2016	ISSUING COMPANY.....		888,550	1,300,000	1,277,500	1,284,380		682		682		1,285,062		(396,512)	(396,512)	62,847	08/15/2021	5FE.....
362334	BQ 6 GSAA HOME EQUITY TRUST GSAA_06 0.533%.....		06/25/2016	Paydown.....		456	456	278	281		176		176		456			0	1	03/25/2036	1FM.....
402740	AC 8 GULFSTREAM NATURAL GAS SYSTEM GULFSTREAM.....		06/01/2016	Maturity.....		2,690,000	2,690,000	2,872,355	2,703,116		(13,116)		(13,116)		2,690,000			0	93,478	06/01/2016	2FE.....
410345	AG 7 HANESBRANDS INC HANESBRANDS INC 6.375% 1.....		06/02/2016	Call 103.1880.....		206,376	200,000	192,500	195,659		10,717		10,717		206,376			0	5,915	12/15/2020	3FE.....
41161P	LC 5 HARBORVIEW MORTGAGE LOAN TRUST 0.768%.....		06/19/2016	Paydown.....		14,813	18,619	13,400	13,474		1,339		1,339		14,813			0	85	03/19/2035	1FM.....
41161P	MF 7 HARBORVIEW MORTGAGE LOAN TRUST 0.708%.....		06/20/2016	Paydown.....		12,353	13,583	8,915	8,990		3,363		3,363		12,353			0	39	06/19/2035	1FM.....
44416*	AB 2 HUDSON TRANSMISSION PARTNERS L HUDSON TR.....		05/31/2016	Redemption 100.0000.....		5,714	5,714	5,714	5,714				0		5,714			0	126	05/31/2033	2FE.....
46629B	AC 3 JP MORGAN MORTGAGE ACQUISITION 5.777%.....		06/01/2016	Paydown.....		3,359	3,359	2,381	2,386		974		974		3,359			0	33	08/01/2036	1FM.....
46630M	AF 9 JP MORGAN MORTGAGE ACQUISITION 4.905%.....		06/01/2016	Paydown.....		533	533	398			136		136		533			0	17	01/01/2037	1FM.....
471109	AB 4 JARDEN CORP JARDEN CORP 7.5% 05/01/2017.....		04/15/2016	Call 100.0000.....		500,000	500,000	495,000	498,881		1,119		1,119		500,000			0	17,083	05/01/2017	4FE.....
471109	AE 8 JARDEN CORP JARDEN CORP 6.125% 11/15/202.....		04/15/2016	Call 103.0630.....		927,567	900,000	864,000	875,871		51,696		51,696		927,567			0	22,969	11/15/2022	3FE.....
50219J	AA 8 LSTAR Securities Inv Trust 2.470% 10/0.....		06/01/2016	Paydown.....		6,879	6,879	6,799	6,799		80		80		6,879			0	71	10/01/2020	1Z.....
525221	HD 2 LEHMAN XS TRUST LXS_06-2N 1.447% 02/01.....		06/01/2016	Paydown.....		9,705	12,691	9,288	9,369		336		336		9,705			0	74	02/01/2036	1FM.....
525226	AN 6 LEHMAN XS TRUST LXS_06-12N 0.628% 08/2.....		06/25/2016	Paydown.....		17,609	17,673	14,182	14,337		3,271		3,271		17,609			0	46	08/25/2046	1FM.....

QE05 1



### SCHEDULE D - PART 4

Show All Long-Term Bonds and Stock Sold, Redeemed or Otherwise Disposed of During the Current Quarter

QE052

1	2	3	4	5	6	7	8	9	10	Change in Book/Adjusted Carrying Value					16	17	18	19	20	21	22
										11	12	13	14	15							
CUSIP Identification	Description	Forfeiture	Disposal Date	Name of Purchaser	Number of Shares of Stock	Consideration	Par Value	Actual Cost	Prior Year Book/Adjusted Carrying Value	Unrealized Valuation Increase/(Decrease)	Current Year's (Amortization)/ Accretion	Current Year's Other-Than-Temporary Impairment Recognized	Total Change in B./A.C.V. (11+12-13)	Total Foreign Exchange Change in B./A.C.V.	Book/Adjusted Carrying Value at Disposal Date	Foreign Exchange Gain (Loss) on Disposal	Realized Gain (Loss) on Disposal	Total Gain (Loss) on Disposal	Bond Interest / Stock Dividends Received During Year	Stated Contractual Maturity Date	NAIC Designation or Market Indicator (a)
525227	AE 4 LEHMAN XS TRUST LXS_06-GP2 0.663% 06/2.....		06/26/2016	Paydown.....		18,644	17,783	13,860	14,031		4,613		4,613		18,644			0	54	06/25/2046	1FM
52522D	AQ 4 LEHMAN XS TRUST 0.653% 11/25/46.....		06/25/2016	Paydown.....		29,500	33,234	26,463	26,618		2,882		2,882		29,500			0	83	11/25/2046	1FM
52524V	AQ 2 LEHMAN XS TRUST LXS_07-15N 1.349% 08/2.....		06/25/2016	Paydown.....		41,070	74,363	51,032	51,126		(10,056)		(10,056)		41,070			0	426	08/26/2047	1FM
54251P	AA 5 LONG BEACH MORTGAGE LOAN TRUST 0.593%...		06/25/2016	Paydown.....		26,439	26,439	19,854	19,882		6,558		6,558		26,439			0	63	06/25/2036	1FM
54911B	AA 8 LSTAR SECURITIES INVESTMENT TR 2.470%.....		06/01/2016	Paydown.....		32,999	32,999	32,428	32,483		516		516		32,999			0	275	11/02/2020	1FE
59073@	AA 4 MESQUITE POWER LLC 4.640% 12/31/39.....		06/30/2016	Redemption 100.0000.....		15,764	15,764	15,764	15,764				0		15,764			0	366	12/31/2039	2FE
61754J	AF 5 MORGAN STANLEY CAPITAL I MSC_0 MSC 2007-...		06/01/2016	Paydown.....		59,950	59,950	65,278	61,228		(1,278)		(1,278)		59,950			0	1,682	06/01/2042	1FM
61765N	AA 4 MSRR 201-R5 1A 0.670% 10/26/46.....		06/01/2016	Paydown.....		256,579	256,579	241,345	243,463		13,117		13,117		256,579			0	691	10/26/2046	1FE
62927#	AE 6 NFL VENTURES LP 3.400% 04/15/30.....		04/15/2016	Redemption 100.0000.....		10,507	10,507	10,507	10,507				0		10,507			0	179	04/15/2030	1FE
66988V	AA 6 NOVASTAR HOME EQUITY LOAN NHEL 0.593%.....		06/25/2016	Paydown.....		33,989	33,989	26,065	26,148		7,841		7,841		33,989			0	79	06/25/2036	1FM
68210*	AC 7 OMEGA LEASING US LLC Rolls Royce (Omega.....		06/24/2016	Redemption 100.0000.....		2,926,666	2,926,666	2,926,666	2,926,666				0		2,926,666			0	121,557	07/12/2016	1
751150	AD 5 RESIDENTIAL ACCREDIT LOANS INC 1.305%.....		06/01/2016	Paydown.....		1,953	2,239	1,612	1,627		326		326		1,953			0	11	09/01/2046	1FM
75115H	AB 2 RESIDENTIAL ACCREDIT LOANS INC 0.653%.....		06/25/2016	Paydown.....		11,298	12,292	9,050	9,147		2,151		2,151		11,298			0	34	12/26/2036	1FM
779382	AR 1 ROWAN COMPANIES INC 4.750% 01/15/24.....		06/21/2016	Various.....		766,801	968,000	973,227	972,465		(191)		(191)		972,274		(205,473)	(205,473)	39,102	01/15/2024	3FE
785592	AE 6 SABINE PASS LIQUEFACTION LLC 5.625% 02.....		06/08/2016	JP MORGAN SECURITIES LTD LDN.....		489,600	480,000	478,200	478,580		97		97		478,677		10,923	10,923	23,400	02/01/2021	3FE
83416W	AB 9 SOLAR STAR FUNDING LLC 3.950% 06/30/35.....		06/30/2016	Redemption 100.0000.....		10,000	10,000	10,000	10,000				0		10,000			0	198	06/30/2035	2AM
86359D	UT 2 LEHMAN XS TRUST LXS_05-5N 0.813% 11/25.....		06/25/2016	Paydown.....		352	352	268	269		82		82		352			0	1	11/25/2035	1FM
86359L	QM 4 STRUCTURED ASSET MORTGAGE INVE 2.605%.....		06/01/2016	Paydown.....		3,482	5,598	4,619	4,643		(1,161)		(1,161)		3,482			0	62	03/01/2046	1FM
86362X	AP 3 STRUCTURED ASSET MORTGAGE INVE 0.633%.....		06/26/2016	Paydown.....		687	687	552	558		129		129		687			0	2	01/25/2037	1FM
86363D	AA 9 STRUCTURED ASSET MORTGAGE INVE 0.603%.....		06/25/2016	Paydown.....		2,596	2,596	2,051	2,075		521		521		2,596			0	6	02/25/2037	1FM
87407P	AR 1 TAL ADVANTAGE LLC TAL_14-3A 3.270% 11/.....		05/16/2016	Various.....		6,593,890	6,933,334	6,930,977	6,931,222		112		112		6,931,336		(337,446)	(337,446)	91,557	11/20/2039	1FE
878091	BD 8 TEACHERS INSURANCE AND ANNUITY.....		01/01/2016	VARIOUS.....		6,097,008	5,900,000	6,100,905	6,097,008				0		6,097,008			0		09/15/2044	1
925524	BB 5 VIACOM INC VIACOM INC 6.25% 4/30/16 6.....		04/30/2016	Maturity.....		3,181,000	3,181,000	3,160,005	3,179,779		1,221		1,221		3,181,000			0	99,406	04/30/2016	2FE
93364E	AE 4 WAMU ASSET-BACKED CERTIFICATES 0.743%.....		06/25/2016	Paydown.....		516	516	346	349		167		167		516			0	2	05/25/2037	1FM
93364E	AF 1 WAMU ASSET-BACKED CERTIFICATES 0.703%.....		06/25/2016	Paydown.....		925	925	657	657		267		267		925			0	3	05/25/2047	1FM
94987G	AA 2 WELLS FARGO REREMIC TRUST WRFF WFRR 2011.....		06/01/2016	Paydown.....		6,028	6,028	6,288	6,174		(146)		(146)		6,028			0	130	09/01/2047	1FE
96188#	AA 6 WETT HOLDINGS LLC 4.310% 12/18/24.....		06/30/2016	Redemption 100.0000.....		5,556	5,556	5,556	5,556				0		5,556			0	120	12/18/2024	2FE
000000	00 0 SUMMARY ADJUSTMENT.....		06/30/2016	VARIOUS.....		(121)							0		(121)			0	144,550	07/01/2017	2Z
PP111F	YI 4 PLENARY HEALTH NORTH BAY FINCO 5.182%.....	C	06/13/2016	Redemption 100.0000.....		2,106	2,106	2,298					(174)		2,124		(18)	(18)	9	03/13/2040	2FE
3899999	Total Bonds - Industrial and Miscellaneous.....					34,359,406	35,143,591	35,288,127	35,190,197	0	104,025	0	104,025	0	35,296,918	(18)	(937,494)	(937,512)	918,229	XXX	XXX
8399997	Total Bonds - Part 4.....					38,373,340	39,100,328	39,306,040	36,691,698	0	59,259	0	59,259	0	39,267,402	(18)	(894,044)	(894,062)	945,089	XXX	XXX
8399999	Total Bonds.....					38,373,340	39,100,328	39,306,040	36,691,698	0	59,259	0	59,259	0	39,267,402	(18)	(894,044)	(894,062)	945,089	XXX	XXX
<b>Common Stocks - Industrial and Miscellaneous</b>																					
247916	20 8 DENBURY RES INC.....		05/20/2016	CITIGROUP GLOBAL MARKETS INC/.....		45,500.000		183,297	XXX				177,450		177,450		5,847	5,847		XXX	L

### SCHEDULE D - PART 4

Show All Long-Term Bonds and Stock Sold, Redeemed or Otherwise Disposed of During the Current Quarter

1	2	3	4	5	6	7	8	9	10	Change in Book/Adjusted Carrying Value					16	17	18	19	20	21	22
										11	12	13	14	15							
CUSIP Identification	Description	Forfeiture	Disposal Date	Name of Purchaser	Number of Shares of Stock	Consideration	Par Value	Actual Cost	Prior Year Book/Adjusted Carrying Value	Unrealized Valuation Increase/ (Decrease)	Current Year's (Amortization)/ Accretion	Current Year's Other-Than-Temporary Impairment Recognized	Total Change in B./A.C.V. (11+12-13)	Total Foreign Exchange Change in B./A.C.V.	Book/Adjusted Carrying Value at Disposal Date	Foreign Exchange Gain (Loss) on Disposal	Realized Gain (Loss) on Disposal	Total Gain (Loss) on Disposal	Bond Interest / Stock Dividends Received During Year	Stated Contractual Maturity Date	NAIC Designation or Market Indicator (a)
9099999	Total Common Stocks - Industrial and Miscellaneous					183,297	XXX	177,450	0	0	0	0	0	0	177,450	0	5,847	5,847	0	XXX	XXX
9799997	Total Common Stocks - Part 4					183,297	XXX	177,450	0	0	0	0	0	0	177,450	0	5,847	5,847	0	XXX	XXX
9799999	Total Common Stocks					183,297	XXX	177,450	0	0	0	0	0	0	177,450	0	5,847	5,847	0	XXX	XXX
9899999	Total Preferred and Common Stocks					183,297	XXX	177,450	0	0	0	0	0	0	177,450	0	5,847	5,847	0	XXX	XXX
9999999	Total Bonds, Preferred and Common Stocks					38,556,637	XXX	39,483,490	36,691,698	0	59,259	0	59,259	0	39,444,852	(18)	(888,197)	(888,215)	945,089	XXX	XXX

(a) For all common stock bearing the NAIC market indicator "U" provide: the number of such issues:.....0.

# SCHEDULE DB - PART A - SECTION 1

Showing all Options, Caps, Floors, Collars, Swaps and Forwards Open as of Current Statement Date

1	2	3	4	5	6	7	8	9	10	11	12	13	14	15	16	17	18	19	20	21	22	23
Description	Description of Items(s) Hedged, Used for Income Generation or Replicated	Schedule / Exhibit Identifier	Type(s) of Risk(s) (a)	Exchange, Counterparty or Central Clearinghouse	Trade Date	Date of Maturity or Expiration	Number of Contracts	Notional Amount	Strike Price, Rate of Index Received (Paid)	Cumulative Prior Year(s) Initial Cost of Premium (Received) Paid	Current Year Initial Cost of Premium (Received) Paid	Current Year Income	Book/Adjusted Carrying Value	Code	Fair Value	Unrealized Valuation Increase (Decrease)	Total Foreign Exchange Change in B./A.C.V.	Current Year's (Amortization) / Accretion	Adjustment to Carrying Value of Hedged Items	Potential Exposure	Credit Quality of Reference Entity	Hedge Effectiveness at Inception and at Year-end (b)
<b>Swaps - Hedging Effective - Foreign Exchange</b>																						
Currency swap - Rec fixed USD [Pay fixed AUD]	Q7794#AF0 QPH FINANCE CO PTY LTD	D 1	Currency	National Australia Bank Limited	F8SB4JFBSYQFRQEH3Z21	.06/11/2014	.08/14/2029	.....469,350	50% [6.2800%]	.....	.....	.....(640)	.....97,050	.....	.....102,463	.....	.....(8,525)	.....	.....	.....8,504	.....	100/100
Currency swap - Rec fixed USD [Pay fixed CAD]	PP1T1FYI4 PLENARY HEALTH NORTH BAY	D 1	Currency	Citibank N A	E57ODZWZ7FF32TWEFA76	.04/27/2016	.03/13/2040	.....1,216,785	50% [5.1820%]	.....	.....	.....46	.....33,823	.....	.....51,829	.....	.....33,823	.....	.....	.....29,629	.....	100/100
Currency swap - Rec fixed USD [Pay fixed EUR]	X2145*AA4 ELENA FINANCE OYJ	D 1	Currency	Citibank N A	E57ODZWZ7FF32TWEFA76	.07/25/2014	.07/30/2034	.....2,688,200	00% [3.6010%]	.....	.....	.....28,650	.....466,300	.....	.....630,796	.....	.....(49,300)	.....	.....	.....57,173	.....	100/100
Currency swap - Rec fixed USD [Pay fixed EUR]	L2836*AA1 ERAC UK FINANCE LTD/ EHI INTER	D 1	Currency	Citibank N A	E57ODZWZ7FF32TWEFA76	.12/04/2014	.02/03/2024	.....2,721,620	50% [1.9660%]	.....	.....	.....27,426	.....277,530	.....	.....337,803	.....	.....(54,230)	.....	.....	.....37,515	.....	100/100
Currency swap - Rec fixed USD [Pay fixed EUR]	L2836*AB9 ERAC UK FINANCE LTD/ EHI INTER	D 1	Currency	Citibank N A	E57ODZWZ7FF32TWEFA76	.12/04/2014	.02/03/2027	.....8,300,941	00% [2.2720%]	.....	.....	.....80,622	.....846,467	.....	.....1,090,595	.....	.....(165,402)	.....	.....	.....135,147	.....	100/100
Currency swap - Rec fixed USD [Pay fixed EUR]	L4678SAB4 HANESBRANDS INC	D 1	Currency	Citibank N A	E57ODZWZ7FF32TWEFA76	.05/20/2016	.06/15/2024	.....112,210	75% [3.5000%]	.....	.....	.....179	.....1,115	.....	.....3,089	.....	.....1,115	.....	.....	.....1,583	.....	100/100
Currency swap - Rec fixed USD [Pay fixed EUR]	L4678SAB4 HANESBRANDS INC	D 1	Currency	Citibank N A	E57ODZWZ7FF32TWEFA76	.05/20/2016	.06/15/2024	.....224,420	75% [3.5000%]	.....	.....	.....359	.....2,230	.....	.....6,178	.....	.....2,230	.....	.....	.....3,167	.....	100/100
Currency swap - Rec fixed USD [Pay fixed GBP]	G9766#AB0 WORKSPACE GROUP PLC	D 1	Currency	Citibank N A	E57ODZWZ7FF32TWEFA76	.06/06/2013	.07/01/2023	.....1,551,000	50% [5.5300%]	.....	.....	.....9,537	.....214,200	.....	.....257,625	.....	.....137,100	.....	.....	.....20,526	.....	100/100
Currency swap - Rec fixed USD [Pay fixed GBP]	G4378*AC3 HEATHROW AIRPORT	D 1	Currency	Citibank N A	E57ODZWZ7FF32TWEFA76	.04/15/2015	.10/15/2035	.....11,362,890	55% [2.9700%]	.....	.....	.....55,842	.....1,069,530	.....	.....1,257,346	.....	.....1,055,670	.....	.....	.....249,622	.....	100/100
Currency swap - Rec fixed USD [Pay fixed GBP]	G8278*AA9 BRISTOL AIRPORT LTD	D 1	Currency	Citibank N A	E57ODZWZ7FF32TWEFA76	.04/24/2015	.05/15/2030	.....1,332,740	75% [3.6800%]	.....	.....	.....6,816	.....157,693	.....	.....191,016	.....	.....120,511	.....	.....	.....24,828	.....	100/100
Currency swap - Rec fixed USD [Pay fixed GBP]	G2694NAG4 Debenhams 5.25% 7/2021	D 1	Currency	Citibank N A	E57ODZWZ7FF32TWEFA76	.05/17/2016	.07/15/2021	.....144,310	70% [5.2500%]	.....	.....	.....145	.....10,630	.....	.....11,777	.....	.....10,630	.....	.....	.....1,620	.....	100/100
Currency swap - Rec fixed USD [Pay fixed GBP]	G2694NAG4 Debenhams 5.25% 7/2021	D 1	Currency	Citibank N A	E57ODZWZ7FF32TWEFA76	.05/18/2016	.07/15/2021	.....145,800	00% [5.2500%]	.....	.....	.....155	.....12,120	.....	.....13,780	.....	.....12,120	.....	.....	.....1,637	.....	100/100
Currency swap - Rec fixed USD [Pay floating GBP]	G2956@AA9 ABP ACQUISITIONS UK LTD	D 1	Currency	Barclays Bank PLC	G5GSEF7VJP5I7OUK5573	.03/16/2012	.04/25/2033	.....3,962,500	16M+3.2810%	.....	.....	.....58,203	.....620,500	.....	.....1,491,960	.....	.....342,750	.....	.....	.....81,280	.....	100/100
0879999	Total-Swaps-Hedging Effective-Foreign Exchange									.....0	.....0	.....267,342	.....3,809,187	XXX	.....5,446,255	.....0	.....1,438,492	.....0	.....0	.....652,232	XXX	XXX
0909999	Total-Swaps-Hedging Effective									.....0	.....0	.....267,342	.....3,809,187	XXX	.....5,446,255	.....0	.....1,438,492	.....0	.....0	.....652,232	XXX	XXX
<b>Swaps - Hedging Other - Foreign Exchange</b>																						
Currency swap - Rec fixed USD [Pay fixed GBP]	G6970*AD8 PEEL PORTS PP FINANCE LTD 6.550% 12/10/2037	D 1	Currency	Barclays Bank PLC	G5GSEF7VJP5I7OUK5573	.11/20/2012	.12/10/2037	.....2,387,400	50% [6.5500%]	.....	.....	.....7,676	.....338,725	.....	.....338,725	.....93,031	.....205,650	.....	.....	.....55,298	.....	0001
Currency swap - Rec fixed USD [Pay fixed GBP]	Mortgage Loan LN_0000510064	B	Currency	Citibank N A	E57ODZWZ7FF32TWEFA76	.12/02/2013	.12/05/2033	.....5,228,800	20% [6.4600%]	.....	.....	.....37,272	.....1,447,553	.....	.....1,447,553	.....243,677	.....438,720	.....	.....	.....109,193	.....	0001
Currency swap - Rec fixed USD [Pay floating GBP]	G3225*AB2 Eversholt Rail 5.1% 12/2036	D 1	Currency	Deutsche Bank AG	7LTFWZYCNXS8D621K86	.12/12/2012	.12/19/2036	.....6,446,800	16M+2.3300%	.....	.....	.....75,408	.....2,294,201	.....	.....2,294,201	.....956,205	.....548,400	.....	.....	.....145,892	.....	0001
0939999	Total-Swaps-Hedging Other-Foreign Exchange									.....0	.....0	.....120,355	.....4,080,479	XXX	.....4,080,479	.....1,292,913	.....1,192,770	.....0	.....0	.....310,383	XXX	XXX
0969999	Total-Swaps-Hedging Other									.....0	.....0	.....120,355	.....4,080,479	XXX	.....4,080,479	.....1,292,913	.....1,192,770	.....0	.....0	.....310,383	XXX	XXX
1179999	Total-Swaps-Foreign Exchange									.....0	.....0	.....387,697	.....7,889,666	XXX	.....9,526,734	.....1,292,913	.....2,631,262	.....0	.....0	.....962,615	XXX	XXX
1209999	Total-Swaps									.....0	.....0	.....387,697	.....7,889,666	XXX	.....9,526,734	.....1,292,913	.....2,631,262	.....0	.....0	.....962,615	XXX	XXX
1399999	Total-Hedging Effective									.....0	.....0	.....267,342	.....3,809,187	XXX	.....5,446,255	.....0	.....1,438,492	.....0	.....0	.....652,232	XXX	XXX
1409999	Total-Hedging Other									.....0	.....0	.....120,355	.....4,080,479	XXX	.....4,080,479	.....1,292,913	.....1,192,770	.....0	.....0	.....310,383	XXX	XXX
1449999	TOTAL									.....0	.....0	.....387,697	.....7,889,666	XXX	.....9,526,734	.....1,292,913	.....2,631,262	.....0	.....0	.....962,615	XXX	XXX

QE06

## SCHEDULE DB - PART A - SECTION 1

Showing all Options, Caps, Floors, Collars, Swaps and Forwards Open as of Current Statement Date

1	2	3	4	5	6	7	8	9	10	11	12	13	14	15	16	17	18	19	20	21	22	23
Description	Description of Items(s) Hedged, Used for Income Generation or Replicated	Schedule / Exhibit Identifier	Type(s) of Risk(s) (a)	Exchange, Counterparty or Central Clearinghouse	Trade Date	Date of Maturity or Expiration	Number of Contracts	Notional Amount	Strike Price, Rate of Index Received (Paid)	Cumulative Prior Year(s) Initial Cost of Premium (Received) Paid	Current Year Initial Cost of Premium (Received) Paid	Current Year Income	Book/Adjusted Carrying Value	Code	Fair Value	Unrealized Valuation Increase (Decrease)	Total Foreign Exchange Change in B./A.C.V.	Current Year's (Amortization) / Accretion	Adjustment to Carrying Value of Hedged Items	Potential Exposure	Credit Quality of Reference Entity	Hedge Effectiveness at Inception and at Year-end (b)

(b)

Code	Financial or Economic Impact of the Hedge at the End of the Reporting Period
0001	Hedges the currency risk of foreign currency denominated assets.

**SCHEDULE DB - PART B - SECTION 1**

Futures Contracts Open as of the Current Statement Date

1	2	3	4	5	6	7	8	9	10	11	12	13	14	Highly Effective Hedges			18	19	20	21	22
														15	16	17					
Ticker Symbol	Number of Contracts	Notional Amount	Description	Description of Item(s) Hedged, Used for Income Generation or Replicated	Schedule / Exhibit Identifier	Type(s) of Risk(s) (a)	Date of Maturity or Expiration	Exchange	Trade Date	Transaction Price	Reporting Date Price	Fair Value	Book/Adjusted Carrying Value	Cumulative Variation Margin	Deferred Variation Margin	Change in Variation Margin Gain (Loss) Used to Adjust Basis of Hedged Item	Cumulative Variation Margin for All Other Hedges	Change in Variation Margin Gain (Loss) Recognized in Current Year	Potential Exposure	Hedge Effectiveness at Inception and at Year-end (b)	Value of One (1) Point

**NONE**

QE07

**SCHEDULE DB - PART D - SECTION 1**  
Counterparty Exposure for Derivative Instruments Open as of Current Statement Date

1 Description of Exchange, Counterparty or Central Clearinghouse	2 Master Agreement (Y or N)	3 Credit Support Annex (Y or N)	4 Fair Value of Acceptable Collateral	Book Adjusted Carrying Value			Fair Value			11 Potential Exposure	12 Off-Balance Sheet Exposure
				5 Contracts with Book/Adjusted Carrying Value > 0	6 Contracts with Book/Adjusted Carrying Value < 0	7 Exposure Net of Collateral	8 Contracts with Fair Value > 0	9 Contracts with Fair Value < 0	10 Exposure Net of Collateral		
<b>NAIC 1 Designation</b>											
Barclays Bank PLC..... G5GSEF7VJP5I7OUK5573...	Y.....	Y.....	1,910,499	959,225		0	1,830,684		0	136,578	0
Citibank N A..... E57ODZWZ7FF32TWEFA76	Y.....	Y.....	6,150,000	4,539,190		0	5,299,385		0	671,641	0
Deutsche Bank AG..... 7LTWFZYICNSX8D621K86..	Y.....	Y.....	2,450,000	2,294,201		0	2,294,201		0	145,892	0
National Australia Bank Limited..... F8SB4JFBSYQFRQEH3Z21.	Y.....	Y.....		97,050		97,050	102,463		102,463	8,504	8,504
0299999. Total NAIC 1 Designation.....			10,510,499	7,889,666		0	9,526,734		0	962,615	8,504
0999999. Gross Totals.....			10,510,499	7,889,666		0	9,526,734		0	962,615	8,504
1. Offset per SSAP No. 64.....											
2. Net after right of offset per SSAP No. 64.....				7,889,666		0					

QE08

## SCHEDULE DB - PART D - SECTION 2

### Collateral for Derivative Instruments Open as of Current Statement Date

1 Exchange, Counterparty or Central Clearinghouse	2 Type of Asset Pledged	3 CUSIP Identification	4 Description	5 Fair Value	6 Par Value	7 Book/Adjusted Carrying Value	8 Maturity Date	9 Type of Margin (I, V or IV)
<b>Collateral Pledged to Reporting Entity</b>								
Barclays Bank PLC.....	G5GSEF7VJP5I7OUK5573....	Treasury.....	912810 QP 6 UNITED STATES TREASURY .....	631,156	435,000	XXX	02/15/2041.	.....V.....
Barclays Bank PLC.....	G5GSEF7VJP5I7OUK5573....	Treasury.....	912810 RA 8 UNITED STATES TREASURY .....	667,271	657,000	XXX	02/15/2043.	.....V.....
Barclays Bank PLC.....	G5GSEF7VJP5I7OUK5573....	Treasury.....	912828 Q2 9 UNITED STATES TREASURY .....	612,072	606,000	XXX	03/31/2023.	.....V.....
Citibank N A.....	E57ODZWZ7FF32TWEFA76..	Cash.....	Cash.....	6,150,000	6,150,000	XXX		.....V.....
Deutsche Bank AG .....	7LTFWZYICNSX8D621K86....	Cash.....	Cash.....	2,450,000	2,450,000	XXX		.....V.....
0299999. Totals.....				10,510,499	10,298,000	XXX	XXX	XXX

QE09

**Sch. DL - Pt. 1**  
**NONE**

**Sch. DL - Pt. 2**  
**NONE**



## SCHEDULE E - PART 1 - CASH

### Month End Depository Balances

1 Depository	2 Code	3 Rate of Interest	4 Amount of Interest Received During Current Quarter	5 Amount of Interest Accrued at Current Statement Date	Book Balance at End of Each Month During Current Quarter			9 *
					6 First Month	7 Second Month	8 Third Month	
<b>Open Depositories</b>								
Bank of America, NA..... Dallas, TX.....					.....487,460	.....487,460	.....0	XXX
JPMorgan Chase Bank, NA..... New York, NY.....					.....7,735,402	.....9,860,287	.....2,007,468	XXX
Wells Fargo..... San Francisco, CA.....					.....322,314	.....322,314	.....323,709	XXX
0199998. Deposits in.....1 depositories that do not exceed the allowable limit in any one depository - Open Depositories.....					.....20,753	.....20,000	.....15,993	XXX
0199999. Total Open Depositories.....	XXX	XXX	.....0	.....0	.....8,565,928	.....10,690,061	.....2,347,169	XXX
0399999. Total Cash on Deposit.....	XXX	XXX	.....0	.....0	.....8,565,928	.....10,690,061	.....2,347,169	XXX
0599999. Total Cash.....	XXX	XXX	.....0	.....0	.....8,565,928	.....10,690,061	.....2,347,169	XXX

## SCHEDULE E - PART 2 - CASH EQUIVALENTS

Show Investments Owned End of Current Quarter

1 Description	2 Code	3 Date Acquired	4 Rate of Interest	5 Maturity Date	6 Book/Adjusted Carrying Value	7 Amount of Interest Due & Accrued	8 Amount Received During Year
<b>U.S. Government Bonds - Issuer Obligations</b>							
UNITED STATES TREASURY.....		06/27/2016.....		07/21/2016.....	7,999,082		184
0199999. U.S. Government Bonds - Issuer Obligations.....					7,999,082	.0	184
0599999. Total - U.S. Government Bonds.....					7,999,082	.0	184
<b>Bonds - U.S. Special Revenue &amp; Special Assessment Obligations and all Non-Guaranteed Obligations of Agencies and Authorities of Governments and Their U.S. Political Subdivision - Issuer Obligations</b>							
FEDERAL HOME LOAN BANKS.....		06/30/2016.....		08/15/2016.....	10,996,702		75
FEDERAL HOME LOAN BANKS.....		06/16/2016.....		08/22/2016.....	2,998,576		419
FEDERAL HOME LOAN BANKS.....		06/09/2016.....		09/07/2016.....	999,269		244
2599999. U.S. Special Revenue & Special Assessment Obligations - Issuer Obligations.....					14,994,546	.0	737
3199999. Total - U.S. Special Revenue & Special Assessment Obligations and all Non-Guaranteed Obligations.....					14,994,546	.0	737
<b>Total Bonds</b>							
7799999. Subtotals - Issuer Obligations.....					22,993,628	.0	921
8399999. Subtotals - Bonds.....					22,993,628	.0	921
8699999. Total - Cash Equivalents.....					22,993,628	.0	921

QE13